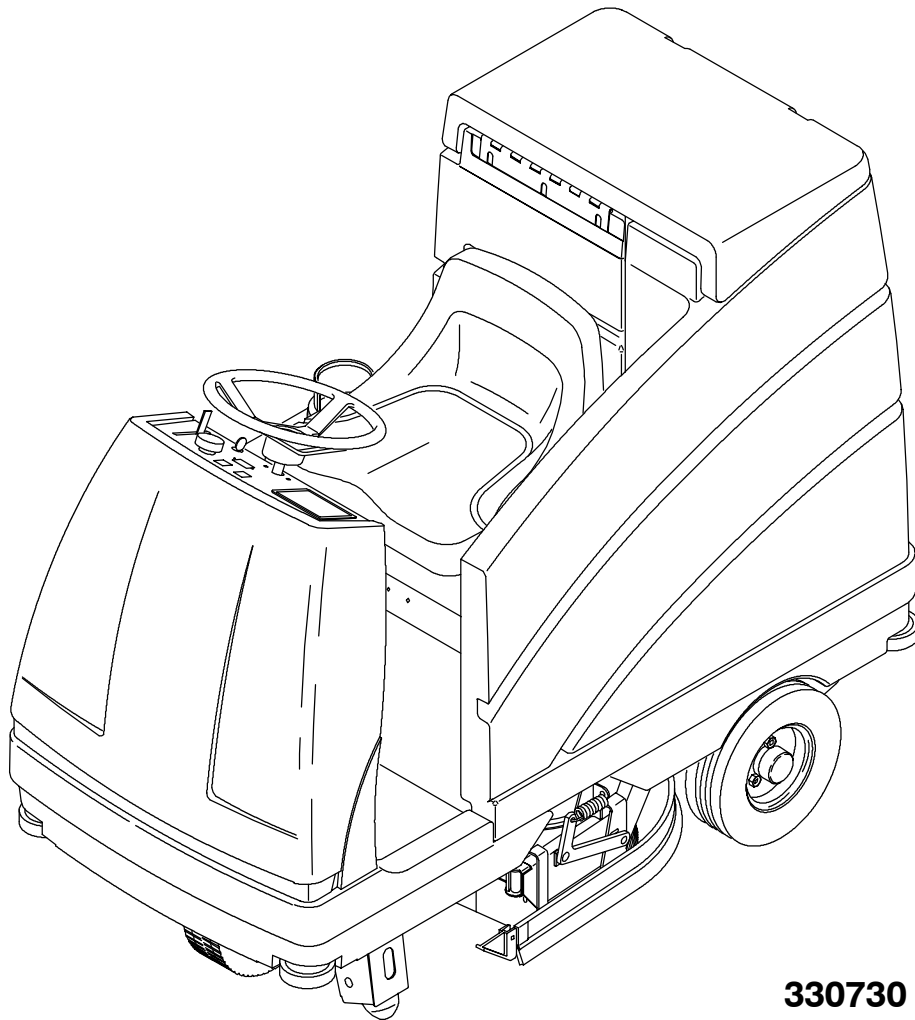




EZ Rider™

Parts Manual



330730

Rev. 03





This manual is furnished with each new TENNANT EZ Rider™ machine.

This manual consists of the How To Use This Manual; Standard Parts; Options; Breakdowns; and Cross Reference sections.

MACHINE DATA

Please fill out at time of installation for future reference.

Machine Model Number - EZ Rider™

Machine Serial Number - _____

Machine Options - _____

NOBLES Representative/phone no. - _____

Customer ID Number - _____

Date of Installation - _____

Manual Number - 330730

Revision: 03

Published: 6-02

HOW TO USE THIS MANUAL

This section on *HOW TO USE THIS MANUAL* will tell you how to:

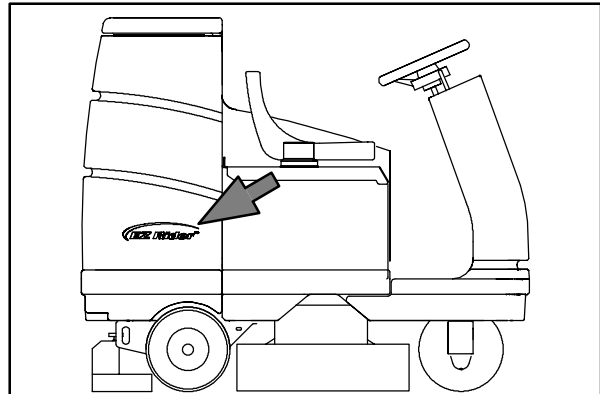
- Find important machine information for ordering correct repair parts.
- Find TENNANT part numbers.
- Order TENNANT parts and supplies.

IMPORTANT INFORMATION

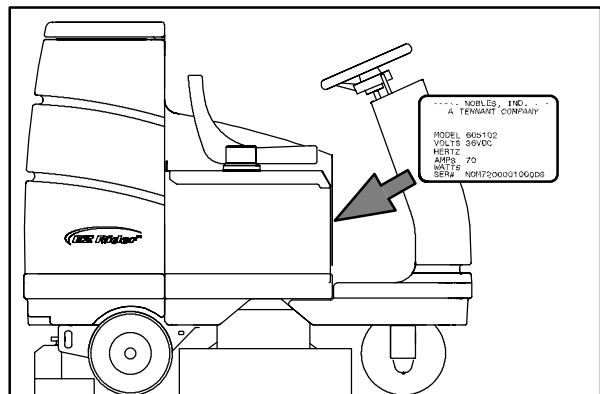
When placing an order for parts, the machine model and machine serial number are important. Refer to the *MACHINE DATA* box which is filled out during the installation of your machine. The *MACHINE DATA* box is located on the inside of the front cover of this manual.

MACHINE DATA	
<i>Please fill out at time of installation for future reference.</i>	
Machine Model Number - EZ Rider	
Machine Serial Number - _____	
Machine Options - _____	
NOBLES Representative/phone no. - _____	
Customer ID Number - _____	
Date of Installation - _____	
Manual Number - 330720	
Revision: 00	
Published: 9-00	

The model number of your machine is on the side of the machine.



The serial number of your machine is printed on the machine data plate located as shown.



HOW TO USE THIS MANUAL

FINDING A TENNANT PART NUMBER

This manual contains the following sections:

- HOW TO USE THIS MANUAL
- STANDARD PARTS
- OPTIONS
- BREAKDOWNS
- CROSS REFERENCE

The STANDARD PARTS section lists repair parts for standard machines. They are grouped in this general order:

- General wear parts.
- Machine frame and related parts.
- Machine propelling system.
- Scrubbing components.
- Electrical parts.

The OPTION section lists repair parts of options.

The BREAKDOWN section lists available repair parts of major components.

All sections in this manual consist of parts illustrations and corresponding parts lists.

The parts illustrations are numbered with **Ref** numbers which refer to corresponding parts lists.

The parts lists include a number of columns of information:

- **Ref** - column refers to the reference number on the parts illustration.
- ▽ - indicates the part is an assembly.
- ▲ - indicates the part is included in the assembly listed just before it.
- **TENNANT Part No.** - column lists the TENNANT part number for the part.
- **Description** - column is a brief description of the part.
- **Qty.** - column lists the quantity of that part used in that area of the machine.

NOTE: Serial numbers are indicated at the bottom of the parts list. Serial numbers change when the machine design has been modified. The most current design of the machine is shown in the main illustration, older designs are boxed in a corner of the illustration.

Fig. 1 - Back-Up Assembly

Ref.	Tennant Part No.	Description	Qty.
1	222334	Brush, Sct, 28L, 18 Sr, Pyp Circuit, Spl	2
1	374041	Brush, Sct, 28L, 18 Sr, Pyp, Spl	2
1	222306	Brush, Sct, 28L, 18 Sr, NYL, Spl	2
1	222306	Brush, Sct, 28L, 18 Sr, Abr, Spl	2
2	222331	Brush Assy, Disk, Sct, 14.0 D, NYL	2
3	14538	Spring, Wr, 0.15d, Brush Retaining	1
4	24289	Bracket, Retainer, Spring	1
2	222328	Brush Assy, Disk, Sct, 14.0 D, Pyp	2
3	14538	Spring, Wr, 0.15d, Brush Retaining	1
4	24289	Bracket, Retainer, Spring	1
2	222322	Brush Assy, Disk, Sct, 14.0 D, Super Abr	2
3	14538	Spring, Wr, 0.15d, Brush Retaining	1
4	24289	Bracket, Retainer, Spring	1
5	297814	Driver Assy, Pad, 14D	2
6	297874	Disk, Pad Driver, Wr Face, 14d	1
7	15538	Adaptor, Brush	1
8	14538	Spring, Wr, 0.15d, Brush Retaining	1
9	24289	Bracket, Retainer, Spring	1
10	373056	Device, Centring	1
11	09188	Screw, Pan, M04 X 0.7 X 35, Ss	3
12	222324	Pad, Polsh, 14.0d, White	2
12	222326	Pad, Buff, 14.0d, Red	2
12	222326	Pad, Scrub, 14.0d, Blue	2
12	222327	Pad, Strip, 14.0d, Brown	2
12	373051	Pad, Strip/Hd, 14.0d, Black	2


STANDARD PARTS

Fig. 2 - Replacement Brushes, 700 mm (28 in)

Ref.	Tennant Part No.	Description	Qty.
1	222334	Brush, Sct, 28L, 18 Sr, Pyp Circuit, Spl	2
1	374041	Brush, Sct, 28L, 18 Sr, Pyp, Spl	2
1	222306	Brush, Sct, 28L, 18 Sr, NYL, Spl	2
1	222306	Brush, Sct, 28L, 18 Sr, Abr, Spl	2
2	222331	Brush Assy, Disk, Sct, 14.0 D, NYL	2
3	14538	Spring, Wr, 0.15d, Brush Retaining	1
4	24289	Bracket, Retainer, Spring	1
2	222328	Brush Assy, Disk, Sct, 14.0 D, Pyp	2
3	14538	Spring, Wr, 0.15d, Brush Retaining	1
4	24289	Bracket, Retainer, Spring	1
2	222322	Brush Assy, Disk, Sct, 14.0 D, Super Abr	2
3	14538	Spring, Wr, 0.15d, Brush Retaining	1
4	24289	Bracket, Retainer, Spring	1
5	297814	Driver Assy, Pad, 14D	2
6	297874	Disk, Pad Driver, Wr Face, 14d	1
7	15538	Adaptor, Brush	1
8	14538	Spring, Wr, 0.15d, Brush Retaining	1
9	24289	Bracket, Retainer, Spring	1
10	373056	Device, Centring	1
11	09188	Screw, Pan, M04 X 0.7 X 35, Ss	3
12	222324	Pad, Polsh, 14.0d, White	2
12	222326	Pad, Buff, 14.0d, Red	2
12	222326	Pad, Scrub, 14.0d, Blue	2
12	222327	Pad, Strip, 14.0d, Brown	2
12	373051	Pad, Strip/Hd, 14.0d, Black	2

NOTE: If a service kit is installed on your machine, be sure to keep the **INSTRUCTION BULLETIN** which came with the kit. It contains repair parts numbers needed for ordering future parts.

NOTE: Fasteners used in this machine may be metric or non-metric. Take care when replacing hardware to replace with same thread size.



PLACING AN ORDER

Orders may be placed by phone, fax, or by mail. Phone orders may need written confirmation. Follow the steps below to insure prompt delivery:

1. Identify the model number of your machine.
2. Identify the serial number of your machine.
3. Find the part number of the part you need. Do not order by page number or reference number. If you are not able to find the part number, call your TENNANT representative for help or send the old part as a sample.
4. Determine the quantity of the part you need.
5. Provide the following company information:
 - Company name
 - Customer ID Number
 - Shipping address
 - Billing address
 - First and last name of person ordering parts
 - Telephone number
 - Purchase order number
6. Provide definitive shipping instructions.

HOW TO USE THIS MANUAL

Any claim for loss or damage to a shipment in transit should be filed promptly with the transportation company making the delivery. Shipments will be complete unless the packing list or order acknowledgement indicates items back ordered.

If parts received are suspected to be incorrect or defective, please contact the TENNANT representative from whom you ordered the part. They will give authorization for return and/or handle replacement shipments when required.

SECTION 2

Contents	Page
Fig. 1 - General Recommended Maintenance Items	2-3
Fig. 2 - Replacement Brushes, 700 mm (28 in)	2-4
Fig. 3 - Main Frame Group	2-6
Fig. 4 - Seat Group	2-8
Fig. 5 - Steering Group	2-10
Fig. 6 - Instrument Panel	2-12
Fig. 7 - Circuit Breaker and Contactor Group ..	2-14
Fig. 8 - Circuit Board and Controller Group	2-16
Fig. 9 - Front Drive Wheel Group	2-18
Fig. 10 - Front Brake Linkage Group	2-20
Fig. 11 - Brake Pedal Group	2-22
Fig. 12 - Rear Wheel Group	2-24
Fig. 13 - Directional Pedal Group	2-26
Fig. 14 - Scrub Head Lift Group	2-28
Fig. 15 - Disk Scrub Head Drive Motor Group, 700 mm (28 in)	2-30
Fig. 16 - Disk Scrub Head Squeegee Group, 700 mm (28 in)	2-32
Fig. 17 - Recovery Tank Group	2-34
Fig. 18 - Vacuum Fan Group	2-36
Fig. 19 - Solution Tank Group	2-38
Fig. 20 - Solution Control Group	2-40
Fig. 21 - Battery Cable Group	2-42
Fig. 22 - Rear Squeegee Lift Group	2-44
Fig. 23 - Rear Squeegee Linkage Group	2-46
Fig. 24 - Rear Squeegee Group, 700 mm (28 in)	2-48
Fig. 25 - Electrical Schematic	2-50
Fig. 26 - Wire Harness Group	2-52
Fig. 27 - Label Group	2-60

STANDARD PARTS

Fig. 1 - General Recommended Maintenance Items

Ref.	Tenant- Part No.	Description	Qty.
▽	391386	Kit, Sqge, Tile, 700mm	1
▲	390943	Blade, Sqge, Front, 700mm	1
▲	390936	Blade, Sqge, Rear, Gum Rbr, 700mm	1
▽	391384	Kit, Sqge, Oil-Rstn, 700mm	1
▲	391377	Blade, Sqge, Front, Oil-Rstn, 700mm	1
▲	391378	Blade, Sqge, Rear, Oil-Rstn, 700mm	1
	390942	Blade, Sqge, Rear, 700mm	1
	86859	Blade Assy, Sqge, Side	2
	391334	Squeegee Assy, Side	2
	12472	Squeegee Assy, Side	2
	81582	Wheel, 3.0d 0.87w 0.44b	1
	390773	Wheel Assy, Sqge	2
	223568	Deflector, Water	2
	390633	Skirt, Front, Scb, Disk, 28 Inch	1
	390634	Skirt, Rear, Scb, Disk, 28 Inch	1
	86865	Guide, Side Sqge	1
	390882	Seal, Tank, Recvy	1
	390883	Seal, Tank, Soltn	1
	390946	Hose, Vacuum	1
	375200	Gasket, Lid	2
	391343	Seal, Fan	1
	222201	Belt, 15mm 05p 500l	1
	223569	Gasket, Shield	1

STANDARD PARTS

Fig. 2 - Replacement Brushes, 700 mm (28 in)

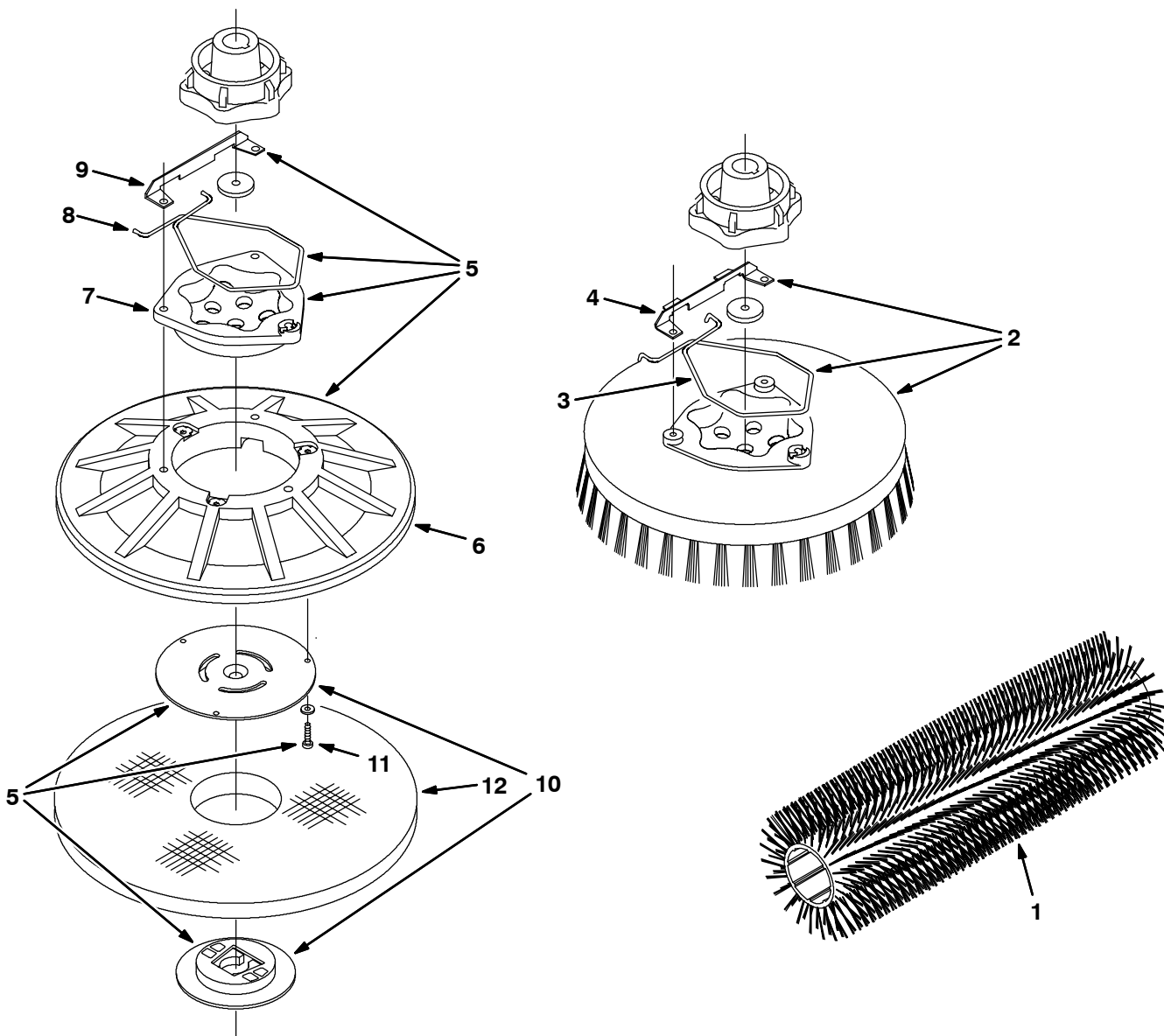


Fig. 2 - Replacement Brushes, 700 mm (28 in)

Ref.	Tennant- Part No.	Description	Qty.	
1	222304	Brush, Scb, 28l, 18 Sr, Pyp Grout ,Spl	2	
1	374041	Brush, Scb, 28l, 18 Sr, Pyp ,Spl	2	
1	222305	Brush, Scb, 28l, 18 Sr, Nyl ,Spl	2	
1	222306	Brush, Scb, 28l, 18 Sr, Abr ,Spl	2	
▽	2	222321	Brush Assy, Disk, Scb, 14.0 D, Nyl	2
▲	3	14838	Spring, Wir, 0.16d, Brush Retaining	1
▲	4	24299	Bracket, Retainer, Spring	1
▽	2	222320	Brush Assy, Disk, Scb, 14.0 D, Pyp	2
▲	3	14838	Spring, Wir, 0.16d, Brush Retaining	1
▲	4	24299	Bracket, Retainer, Spring	1
▽	2	222322	Brush Assy, Disk, Scb, 14.0 D, Super Abr	2
▲	3	14838	Spring, Wir, 0.16d, Brush Retaining	1
▲	4	24299	Bracket, Retainer, Spring	1
▽	5	397914	Driver Assy, Pad. 14D	2
▲	6	397974	Disk, Pad Driver, W/ Face, 14d	1
▲	7	15539	Adaptor, Brush	1
▲	8	14838	Spring, Wir, 0.16d, Brush Retaining	1
▲	9	24299	Bracket, Retainer, Spring	1
▲	10	370095	Device, Centering	1
▲	11	09198	Screw, Pan, M04 X 0.7 X 35, Ss	3
	12	222324	Pad, Polish, 14.0d, White	2
	12	222325	Pad, Buff, 14.0d, Red	2
	12	222326	Pad, Scrub, 14.0d, Blue	2
	12	222327	Pad, Strip, 14.0d, Brown	2
	12	370091	Pad, Strip Hd, 14.0d, Black	2

STANDARD PARTS

Fig. 3 - Main Frame Group

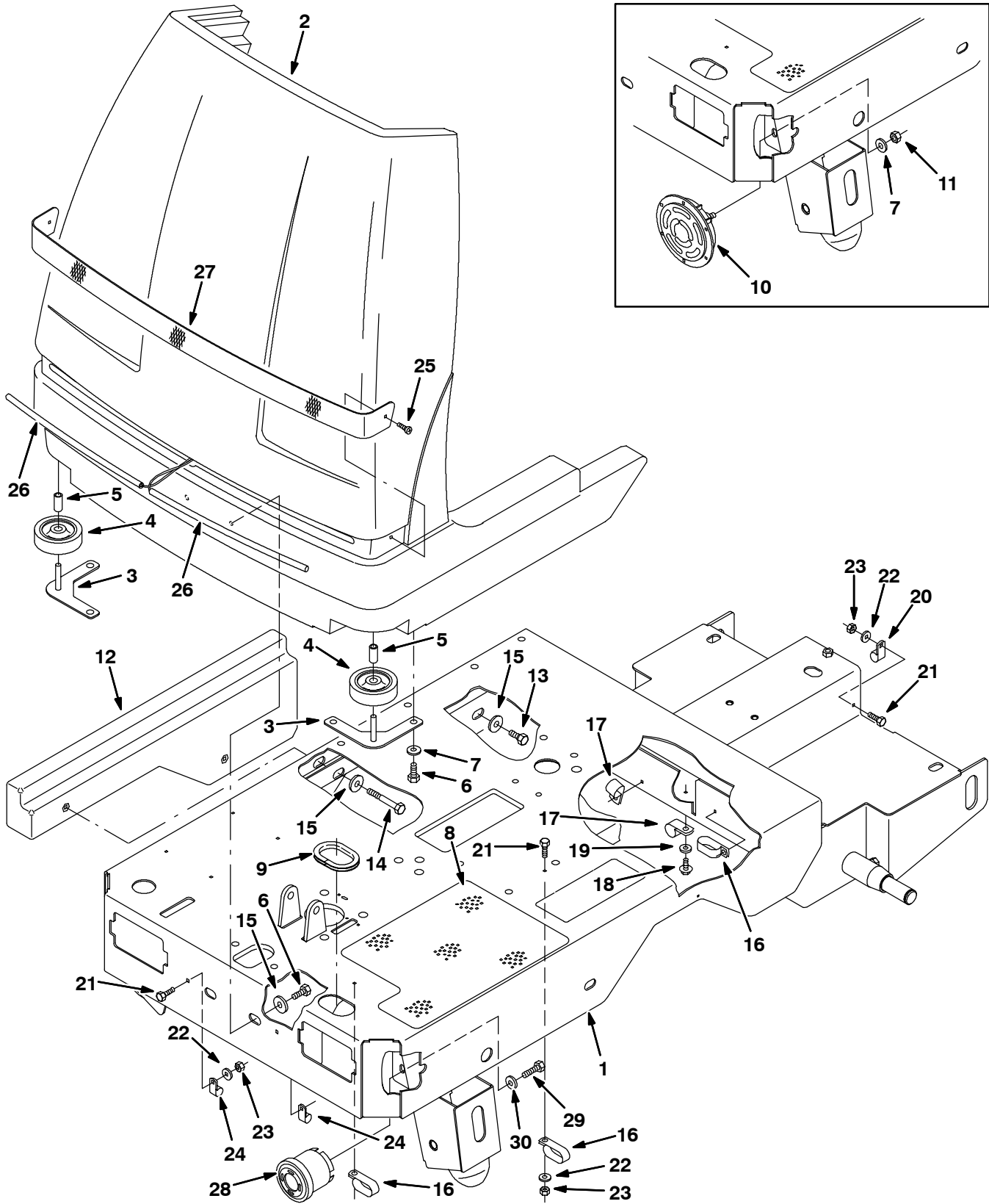


Fig. 3 - Main Frame Group

Ref.	Tennant- Part No.	Description	Qty.
1	390800	Frame Wldt, Micro Scrubber	1
2	391245	Shroud, Front, Trim	1
3	390692	Plate Wldt, Mtg, Wheel	2
4	81580	Wheel, 4.0d 0.87w 0.44b	2
5	393129	Sleeve, P/M, 0.437d 0.318b 1.15l 430ss	2
6	09740	Screw, Hex, M08 X 1.25 X 20, Ss	8
7	01685	Washer, Flt, .31 Ss	5
8	391304	Tread, Non-Skid, 14.0 9.6	1
9	390696	Molding, Trim, .08-.11 10.00	1
10	369702	① Horn, 36vdc, Dba	1
11	08713	① Nut, Hex, Lock, M08 X 1.25, NI, Ss	1
12	391147	Panel, Tank, Filler, Plstc	1
13	16931	Screw, Hex, M08 X 1.25 X 20, 8.8	1
14	06957	Screw, Hex, M08 X 1.25 X 60, 8.8	1
15	13248	Washer, 0.40b 1.12d .12, Stl, PI	2
16	09570	Clamp, Cable, Stl, 0.9x1.8 X 0.88w, 1h	3
17	69234	Clamp, Cable, Stl, 1.00d X 0.62w, 1h	2
18	361339	Screw, Hex, M06 X 1.0 X 16, Fmg	3
19	32483	Washer, Flt, .25 Sae	3
20	67767	Clamp, Cable, Stl, 0.69d X 0.62w, 1h	1
21	08716	Screw, Hex, M06 X 1.0 X 20, Ss	5
22	01684	Washer, Flt, .25 Ss	5
23	08712	Nut, Hex, Lock, M06 X 1.0, NI, Ss	5
24	26395-1	Clamp, Cable, Stl, 0.56d X 0.38w, 1h	2
25	360973	Screw, Pan, #12-16 X 0.50, F/ Plstc	2
26	390789	Harness, Light, Strip, 36vdc	2
27	391344	Screen	1
28	398463	② Kit, Modif, Horn, Sound [7100/Ezrider]	1
29	01697	② Screw, Hex, .25-20 X 0.62, Ss	1
30	140016	② Washer, Lock, 0.25 Ss	1

① Serial number (0000000-xxxxxxx)

② Serial number (xxxxxxx -)

STANDARD PARTS

Fig. 4 - Seat Group

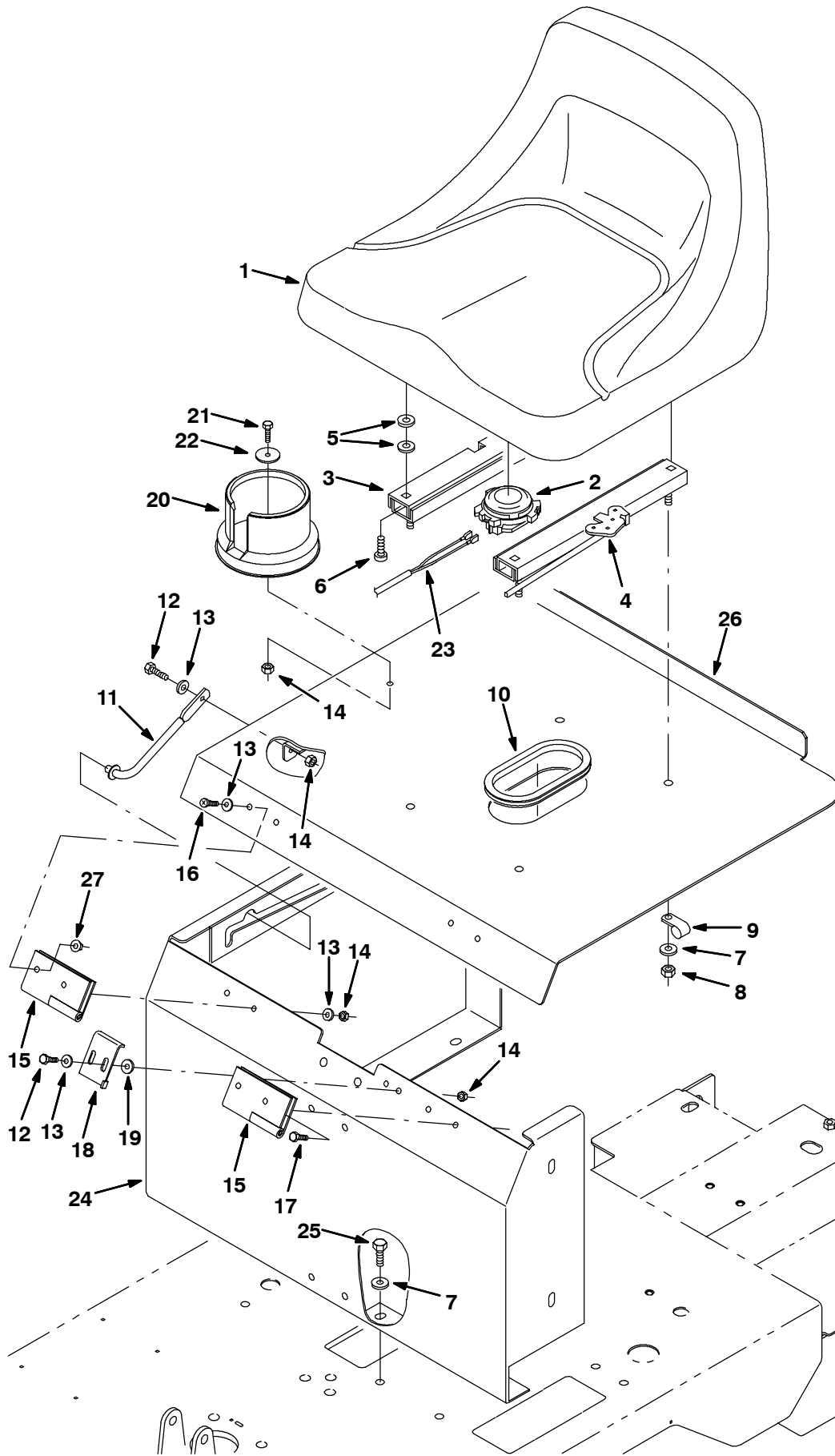


Fig. 4 - Seat Group

Ref.	Tenant- Part No.	Description	Qty.
1	375411	Seat, Michigan, Model V-1500	1
2	390769	Switch, Seat, Nc	1
3	360369	Rail	1
4	360370	Rail	1
5	69461	Washer, 0.38b 0.88d .12, Stl, Pl	8
6	25537	Screw, Pan, .31-18 X 0.75, 2	4
7	32491	Washer, Flt, .31 Std	12
8	32983	Nut, Hex, Lock, .31-18, NI	4
9	40678-1	Clamp, Cable, Stl, 0.88d X 0.62w, 1h	1
10	390694	Molding, Trim, .08-.11 19.00	1
11	223080	Rod Wldt, Prop	1
12	06943	Screw, Hex, M06 X 1.0 X 20, 8.8	3
13	32483	Washer, Flt, .25 Sae	11
14	08708	Nut, Hex, Lock, M06 X 1.0, NI	8
15	223248	Hinge, .25pin .12 4.0w 04.0l 4/0.30h	2
16	74027	Screw, Pan, M06 X 1.0 X 12, NI	4
17	06942	Screw, Hex, M06 X 1.0 X 16, 8.8	4
18	391122	Bracket, Lock, Seat	1
19	16236	Washer, 0.26b 0.72d .06, Nyl	2
20	223599	Cup Holder	1
21	06944	Screw, Hex, M06 X 1.0 X 25, 8.8	1
22	41178	Washer, Flat, .25 Fender	1
23	223330	Harness, Switch, Seat	1
24	391119	Support Wldt, Seat	1
25	16931	Screw, Hex, M08 X 1.25 X 20, 8.8	8
26	391077	Plate Wldt, Seat W/Labels	1
27	07790	Nut, Hex, Flng, M06 X 1.0	4

STANDARD PARTS

Fig. 5 - Steering Group

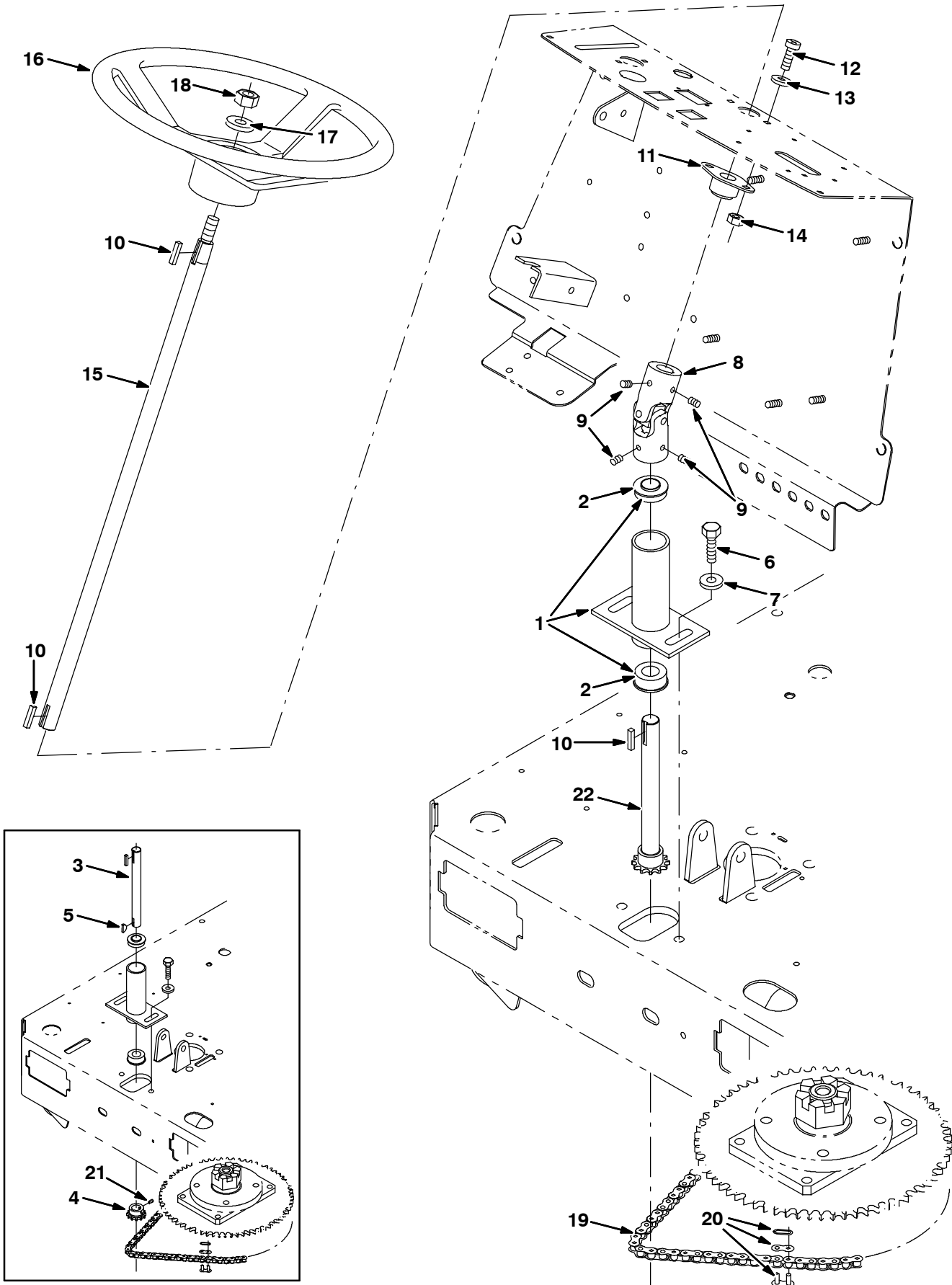


Fig. 5 - Steering Group

	Ref.	Tennant- Part No.	Description	Qty.
▽	1	391381	Housing Assy, Steering	1
▲	2	223073	Bearing, Ball, 0.75b 1.38d 0.50w	2
	3	223068	① Shaft, Steering (Replaced by 391401)	1
	4	223070	① Sprocket, #35, 12tooth, 0.750b	1
	5	00500-10	① Key, Woodruff, 0.19 0.75, [Asa#0606]	1
	6	39284	Screw, Hex, M10 X 1.5 X 35, 8.8	2
	7	41187	Washer, Belleville, .38	2
	8	223072	Joint U	1
	9	46820	Screw, Set, .31-18 X 0.38, NI	4
	10	00912	Key, Sq, 0.19 X 0.19, 01.00l	3
	11	223065	Bushing Assy, Fling, 2 Hole, 0.75b, Nyl	1
	12	09737	Screw, Pan, M08 X 1.25 X 20, 4.8	2
	13	39349	Washer, Flt, .31 Sae	2
	14	08709	Nut, Hex, Lock, M08 X 1.25,NI	2
	15	223061	Shaft, Steering, Upper, Mach, .75d 24.1l	1
	16	223075	Wheel, Steering, 14.0d, Taper Bore	1
	17	32493	Washer, Flt, .50 Std	1
	18	08711	Nut, Hex, Lock, M12 X 1.75,NI	1
	19	390788	Chain, Roller #35, .375 Pitch	1
	20	14799	Link, Chain, Roller, #35	1
	21	39326	① Screw, Set, .25-20 X 0.25, Al	2
	22	391401	② Shaft, W/ Sprocket, Steering	1

① Serial number (0000000-10073591)

② Serial number (10073591 -)

STANDARD PARTS

Fig. 6 - Instrument Panel

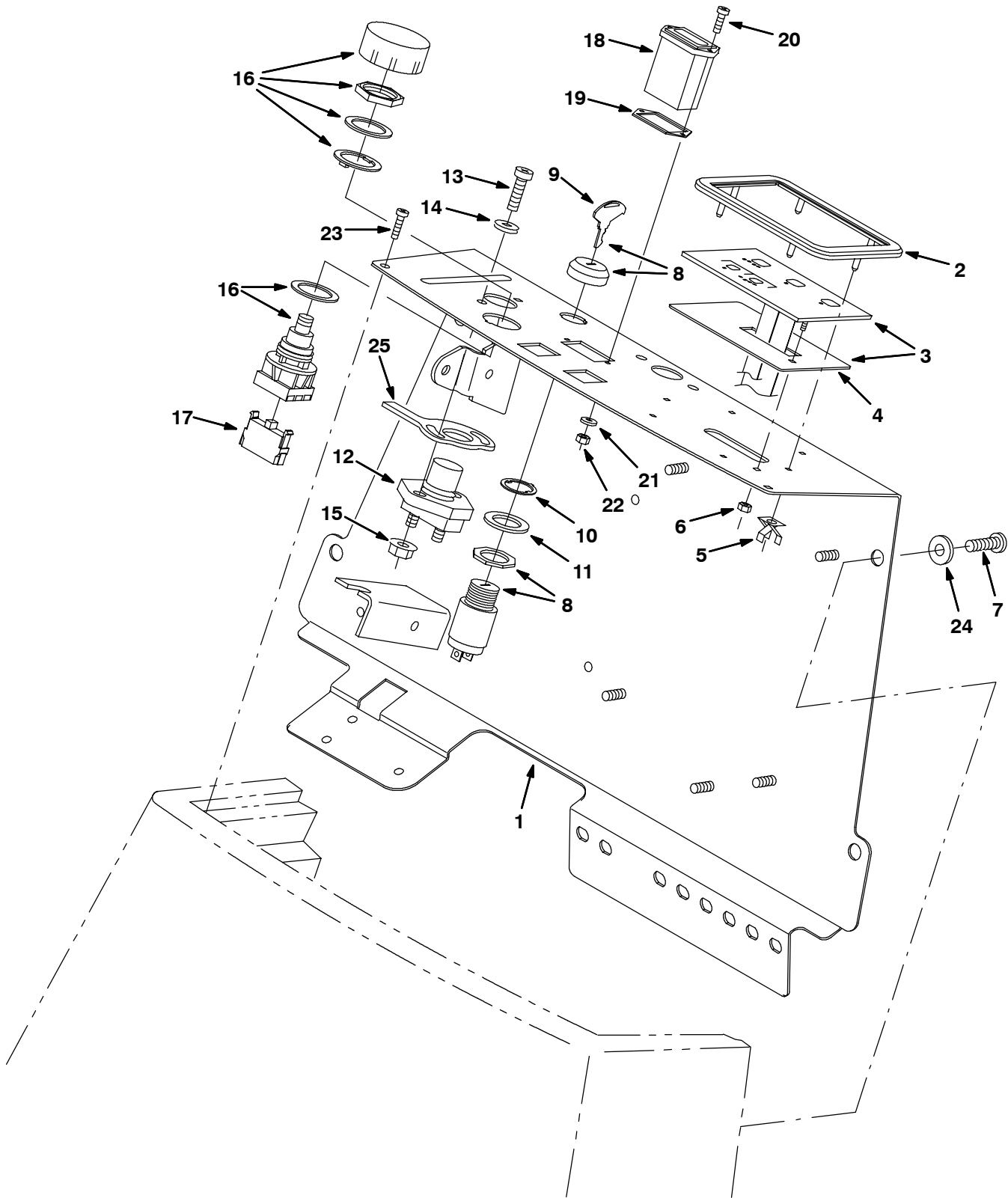


Fig. 6 - Instrument Panel

Ref.	Tennant- Part No.	Description	Qty.		
	1	391138	①	Panel Wldt, Instrument (Replaced by 391191)	1
	1	391191	②	Panel Wldt, Instrument	1
	2	16906		Bezel, Panel, Touch	1
▽	3	390614		Panel Assy, Touch	1
▲	4	390615		Gasket, Panel, Touch	1
	5	05280		Clip, Stud	6
	6	75939		Nut, Hex, Lock, #06-32, NI	1
	7	09737		Screw, Pan, M08 X 1.25 X 20, 4.8	4
▽	8	361076		Switch, Start	1
▲	9	361144		Key, Ignition	1
	10	360969		Washer	1
	11	82226		Washer, 0.91b 1.38d .06, Stl, Pl	1
	12	44078		Switch	1
	13	382786		Screw, Pan, M06 X 1.0 X 25, 4.8	2
	14	32483		Washer, Flt, .25 Sae	2
	15	07790		Nut, Hex, Flng, M06 X 1.0	2
	16	78553		Switch	1
	17	65665		Contact, Switch	1
	18	31988		Gauge, Hourmeter, Electronic	1
	19	222683		Gasket, Hourmeter	1
	20	09146		Screw, Pan, M03 X 0.5 X 12, 4.8	2
	21	39658		Washer, Lock, Int, #04	2
	22	01754		Nut, Hex, Std, M03 X 0.5	2
	23	360973		Screw, Pan, #12-16 X 0.50, F/ Plstc	2
	24	01685		Washer, Flt, .31 Ss	4
	25	390993		Stop, Valve, Soltn	1

① Serial number (1000000-10032184)

② Serial number (10032185-)

STANDARD PARTS

Fig. 7 - Circuit Breaker and Contactor Group

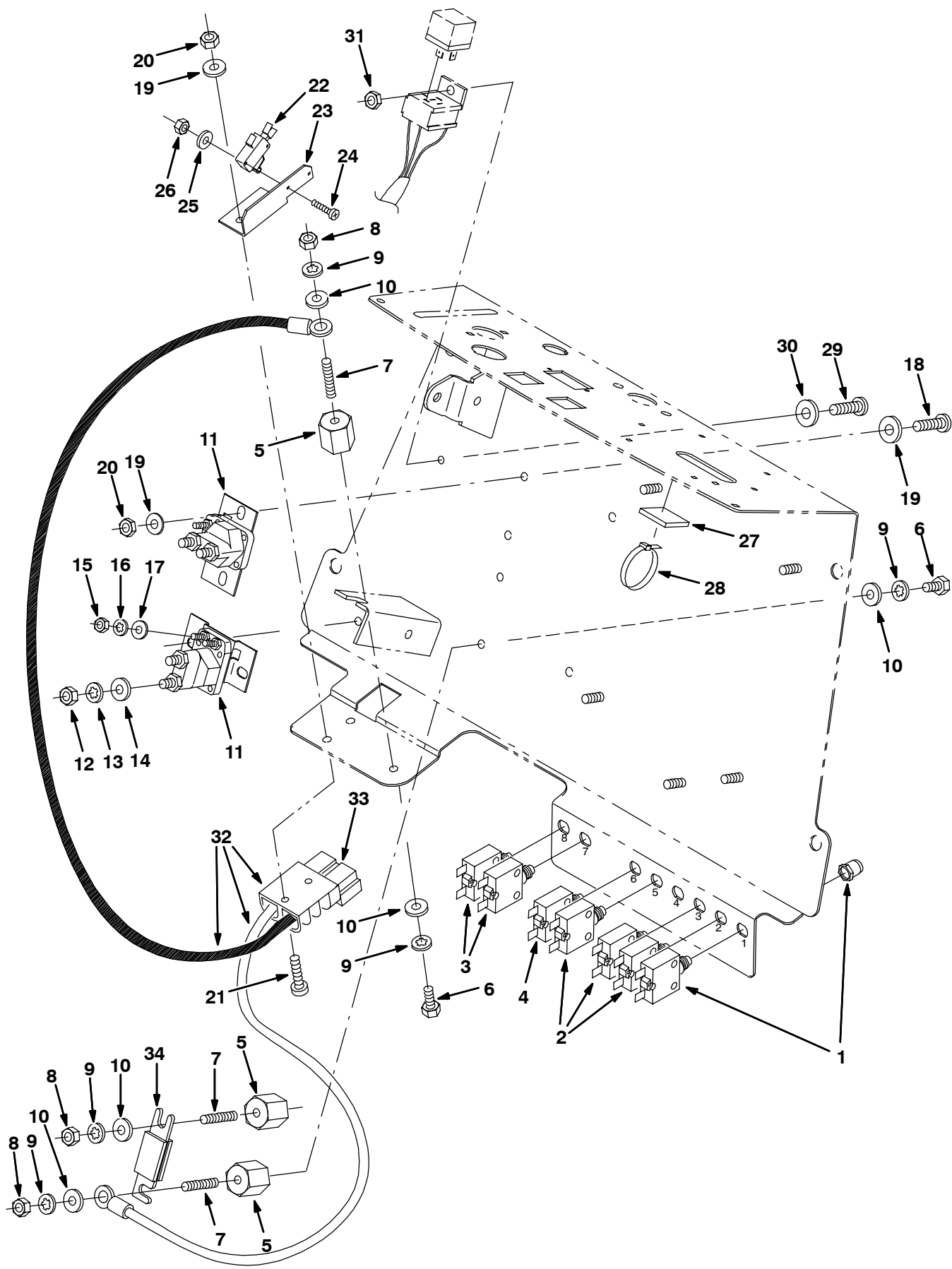


Fig. 7 - Circuit Breaker and Contactor Group

Ref.	Tennant- Part No.	Description	Qty.	
1	383720	Circuitbreaker, 5.0a	1	
2	383721	Circuitbreaker, 10.0a	3	
3	383724	Circuitbreaker, 25.0a	2	
4	383723	Circuitbreaker, 20.0a	1	
5	76062	Insulator, Panel	3	
6	58670	Screw, Hex, .25-20 X 0.50, NI	3	
7	41702	Rod, Thrd, Full, .25-20 01.5l	3	
8	32520	Nut, Hex, Jam, .25-20	3	
9	32982	Washer, Lock, Int, .25	6	
10	32490	Washer, Flt, .25 Std	6	
11	386810	Contactor, 36vdc	2	
12	20170	Nut, Hex, Jam, .31-24	4	
13	32984	Washer, Lock, Int, .31	4	
14	39349	Washer, Flt, .31 Sae	4	
15	01713	Nut, Hex, Std, #10-32	4	
16	32980	Washer, Lock, Int, #10	4	
17	19324	Washer, Flat, #10 Sae	4	
18	09145	Screw, Pan, M06 X 1.0 X 16, 4.8	4	
19	32483	Washer, Flt, .25 Sae	10	
20	08708	Nut, Hex, Lock, M06 X 1.0, NI	6	
21	33944	Screw, Pan, M06 X 1.0 X 35, 4.8	2	
22	12259	Switch, Micro	1	
23	390783	Bracket, Switch	1	
24	06922	Screw, Pan, M03 X 0.5 X 20, 4.8	2	
25	39658	Washer, Lock, Int, #04	2	
26	01754	Nut, Hex, Std, M03 X 0.5	2	
27	55248	Mount, Cable Tie	1	
28	49263	Tie, Cable, Nyl, 11.4l .19w 3.0 Max D	1	
29	06932	Screw, Pan, M05 X 0.8 X 10, 4.8	1	
30	19066	Washer, Flt, #10	1	
31	06549	Nut, Hex, Lock, M05 X 0.8, NI	1	
▽	32	390774	Harness, Wire, Charger	1
▲	33	22892	Connector, Anderson, 175a, Gray	1
	34	87319	Fuse, .88 X 3.2l 40a 125vac	1

STANDARD PARTS

Fig. 8 - Circuit Board and Controller Group

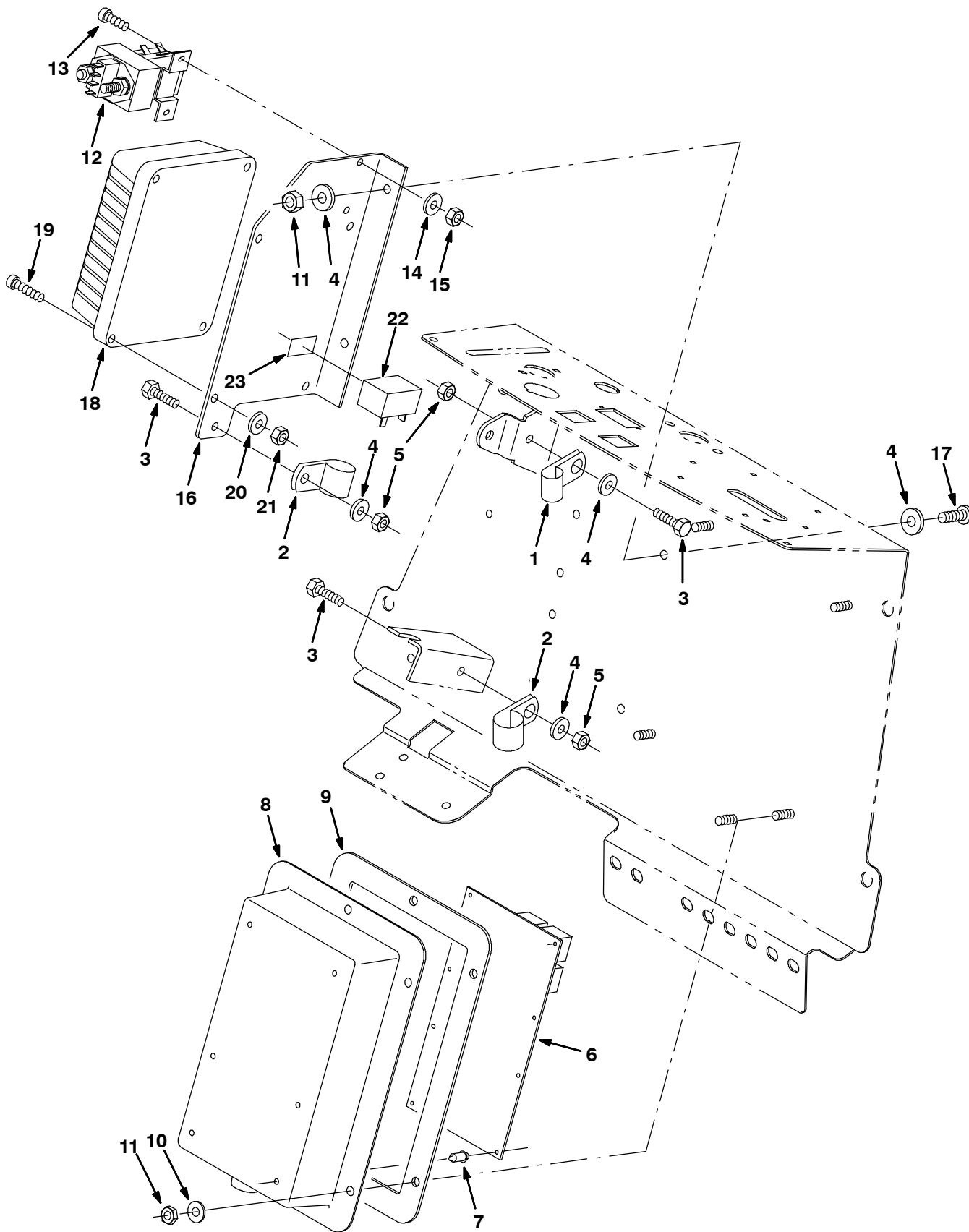


Fig. 8 - Circuit Board and Controller Group

Ref.	Tennant- Part No.	Description	Qty.
1	67767	Clamp, Cable, Stl, 0.69d X 0.62w, 1h	1
2	69234	Clamp, Cable, Stl, 1.00d X 0.62w, 1h	2
3	06943	Screw, Hex, M06 X 1.0 X 20, 8.8	3
4	32483	Washer, Flt, .25 Sae	9
5	07790	Nut, Hex, Flng, M06 X 1.0	3
6	390607	Circuitboard Assy	1
7	222493	Clip, Circuitboard	6
8	223046	Cover, Ele	1
9	223047	Gasket, Cover	1
10	32490	Washer, Flt, .25 Std	6
11	08708	Nut, Hex, Lock, M06 X 1.0, NI	8
12	383719	Contact, 36vdc, No	1
13	06933	Screw, Pan, M05 X 0.8 X 16, 4.8	2
14	19066	Washer, Flt, #10	2
15	06549	Nut, Hex, Lock, M05 X 0.8, NI	2
16	391121	Bracket, Controller	1
17	09145	Screw, Pan, M06 X 1.0 X 16, 4.8	2
18	384462	Controller, Propell	1
19	06930	Screw, Pan, M04 X 0.7 X 30, 4.8	4
20	19065	Washer, Flt, #08	4
21	02850	Nut, Hex, Lock, M04 X 0.7, NI	4
22	603839	Flasher, 36vdc	1
23	611716	Tape, Double Stick 1" Acrylic	1

STANDARD PARTS

Fig. 9 - Front Drive Wheel Group

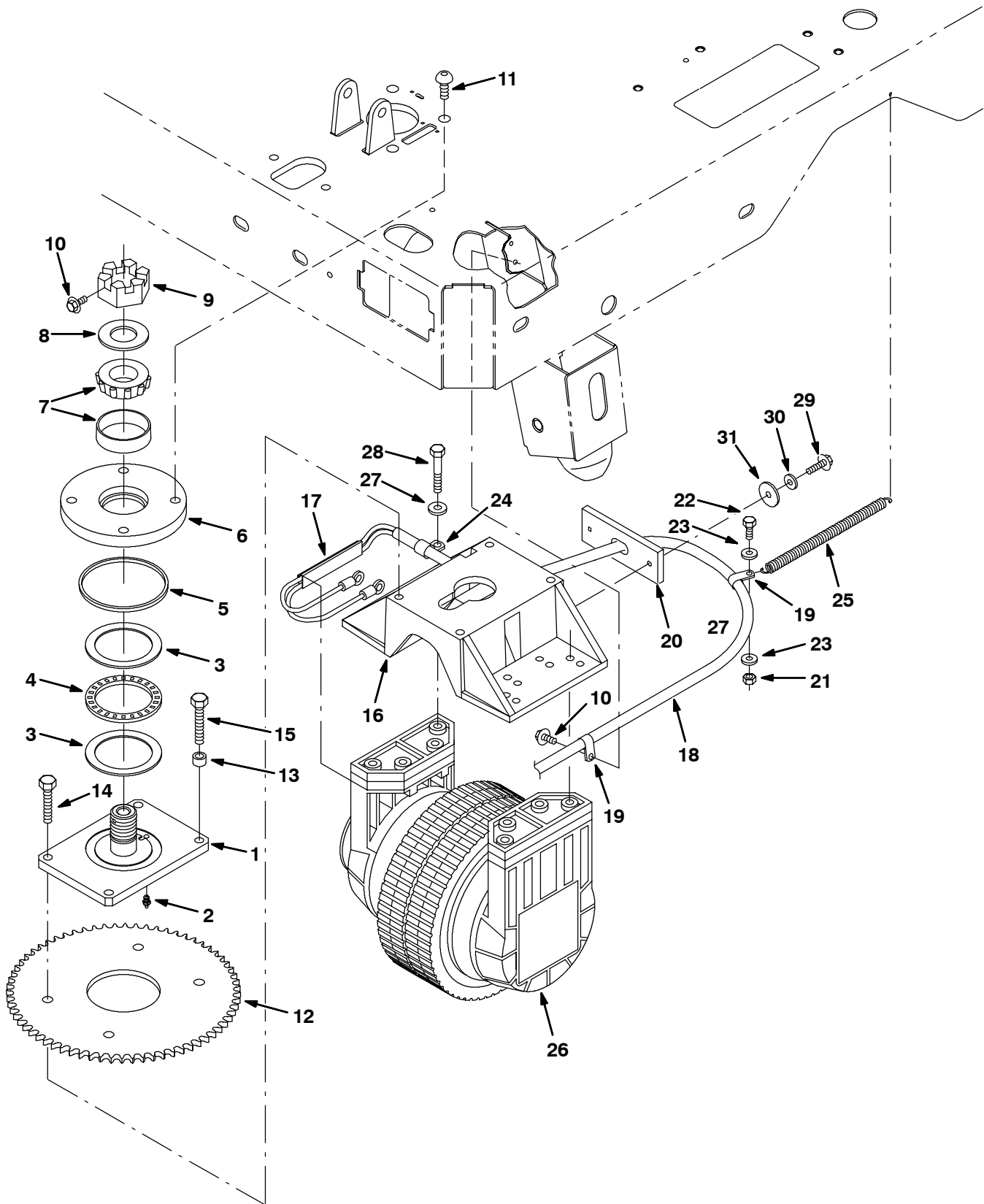


Fig. 9 - Front Drive Wheel Group

Ref.	Tennant- Part No.	Description	Qty.
1	390855	Plate Wldt, Swivel	1
2	07259	Fitting, Grease, Str Pm04 .47l	1
3	223161	Washer, Thrust	2
4	223154	Bearing, Thrust, 2.75b 3.63d 0.13w	1
5	223160	Seal, Felt, .19th, 4.3d 04.0h	1
6	223157	Plate, Swivel, Bottom	1
7	49225	Bearing Assy, Cup/Cone	1
8	223153	Washer	1
9	223159	Nut, Hex, Slt'd, 1.25-12	1
10	361339	Screw, Hex, M06 X 1.0 X 16, Fmg	2
11	83097	Screw, Btn, M12 X 1.75 X 25, 10.9 NI	4
12	390785	Sprocket, Steering, Drive	1
13	390879	Spacer, .41b X .63od X .38l	1
14	06942	Screw, Hex, M10 X 1.0 X 45, 8.8	3
15	16930	Screw, Hex, M10 X 1.5 X 50, 8.8	1
16	390848	Plate, Adapter, Wheel	1
17	391300	Duct, Pvc, 0.40 X 0.75 0.40l	1
18	390771	Harness, Motor	1
19	26395-1	Clamp, Cable, Stl, 0.56d X 0.38w, 1h	2
20	1001959	Flap, Strainrelief	1
21	08712	Nut, Hex, Lock, M06 X 1.0, NI, Ss	1
22	15678	Screw, Hex, M06 X 1.0 X 16, Ss	1
23	32483	Washer, Flt, .25 Sae	2
24	67767	Clamp, Cable, Stl, 0.69d X 0.62w, 1h	1
25	22298	Spring, Extn, 0.50od X 0.05wir, 8.0l	1
26	390851	Gearbox, Wheel, Front, 250mm (See Breakdowns)	1
27	01685	Washer, Flt, .31 Ss	6
28	222504	Screw, Hex, M08 X 1.25 X 55, Ss	6
29	222159	Screw, Hex, M06 X 1.0 X 25, Fmg	2
30	32490	Washer, Flat, .25 Std	2
31	41178	Washer, Flat, 0.25 Fender	2

STANDARD PARTS

Fig. 10 - Front Brake Linkage Group

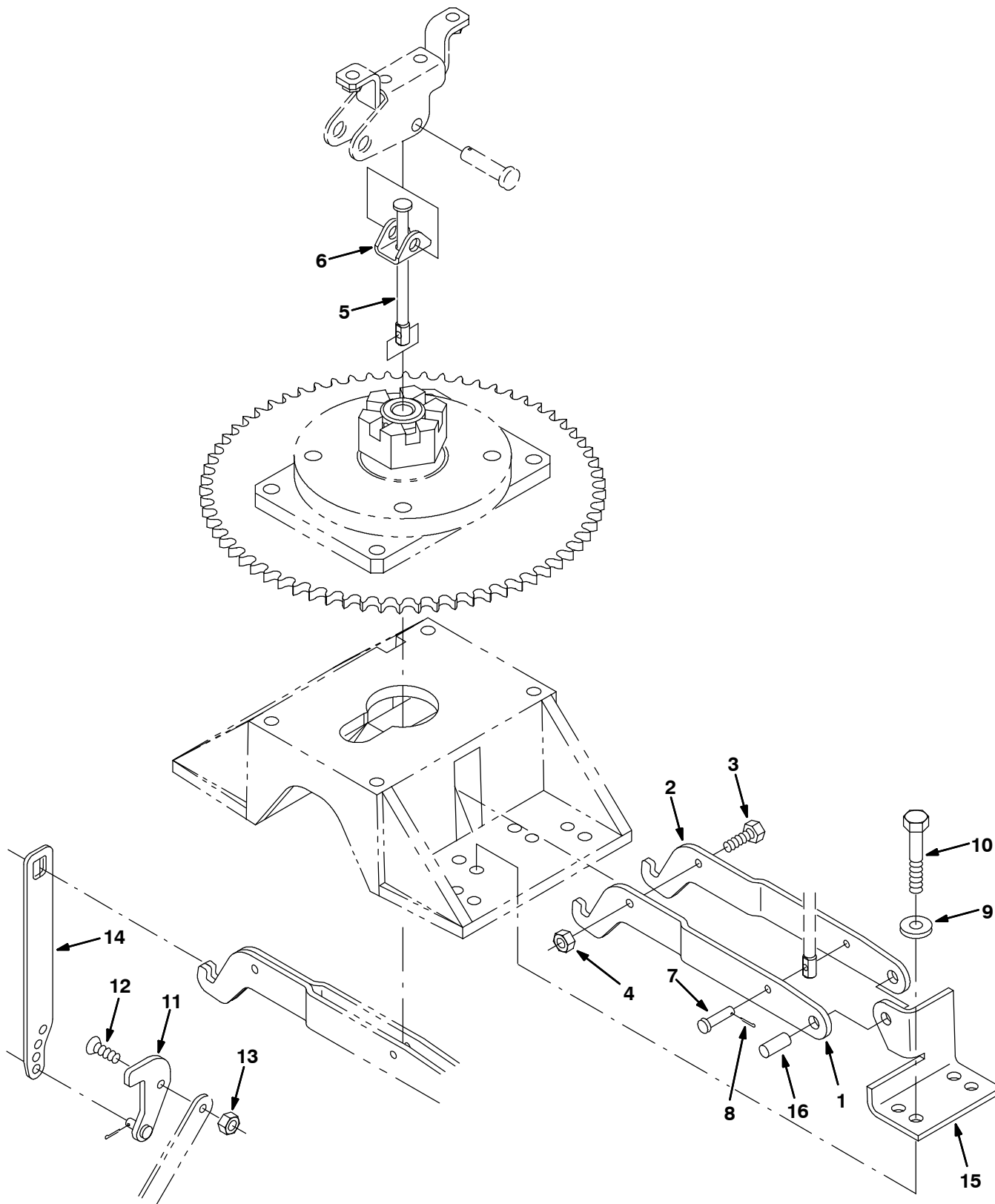


Fig. 10 - Front Brake Linkage Group

Ref.	Tennant- Part No.	Description	Qty.
1	390892	Arm, Link, Brake, Lh	1
2	390893	Arm, Link, Brake, Rh	1
3	08716	Screw, Hex, M06 X 1.0 X 20, Ss	1
4	08712	Nut, Hex, Lock, M06 X 1.0, NI, Ss	1
5	81685	Link, Brake	1
6	390868	Channel, Brake	1
7	36191	Pin, Clevis, 0.19 D X 1.00l	1
8	08170	Pin, Cotter, .062 X 0.50	2
9	01685	Washer, Flt, .31 Ss	2
10	06957	Screw, Hex, M08 X 1.25 X 60, Ss	2
11	390895	Arm Wldt, Brake	1
12	09062	Screw, Flat, M06 X 1.0 X 16, 10.9	1
13	08708	Nut, Hex, Lock, M06 X 1.0, NI	1
14	392968	Link, Brake	1
15	390856	Bracket, Brake, Pivot	1
16	390857	Pin, Brake	1

STANDARD PARTS

Fig. 11 - Brake Pedal Group

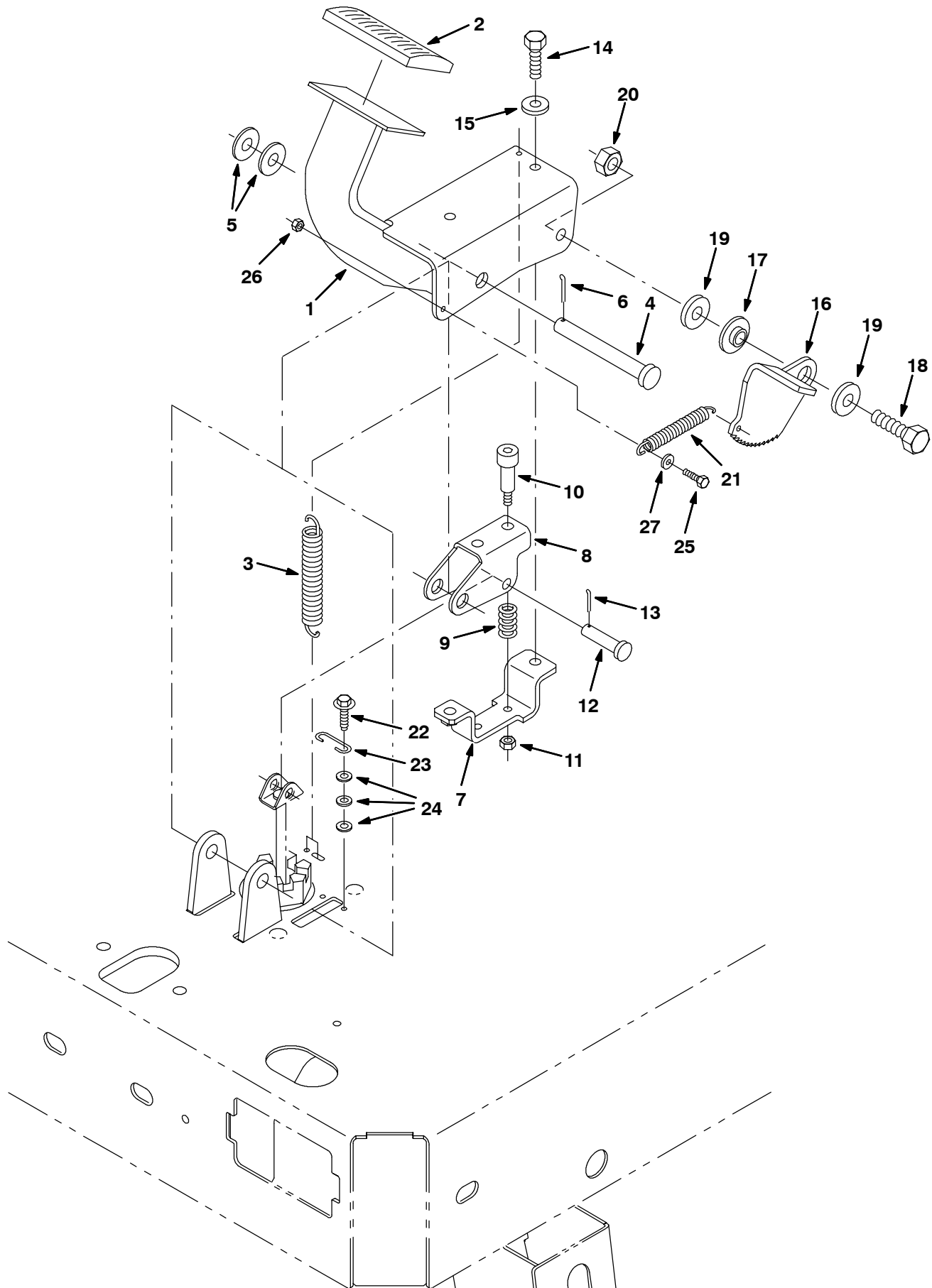


Fig. 11 - Brake Pedal Group

Ref.	Tennant- Part No.	Description	Qty.
1	390890	Pedal Wldt, Brake	1
2	51109	Pad	1
3	363981	Spring, Extn, 0.50od X 0.04wir, 3.0l	1
4	06474A	Pin, Clevis, 0.50 D X 3.50l	1
5	32486	Washer, Flt, .50 Sae	2
6	08182	Pin, Cotter, .125 X 1.00	1
7	392966	Channel Wldt, Mtg, Spring	1
8	390867	Channel, Mtg, Brake	1
9	81672	Spring, Cmpr, .37id X Flat Wir 1.0l	2
10	16213	Bolt, Shld, .31d X 1.00, .25-20	2
11	75934	Nut, Hex, Lock, .25-20, NI	2
12	29558	Pin, Clevis, 0.37 D X 1.50l	1
13	39005	Pin, Cotter, .094 X 0.75	1
14	12274	Screw, Hex, M06 X 1.0 X 20, NI	2
15	32483	Washer, Flt, .25 Sae	2
16	83149	Pedal, Brake, Lock	1
17	363087	Bushing, Flng, 0.44b 1.25d 0.25l	1
18	39284	Screw, Hex, M10 X 1.5 X 35, 8.8	1
19	32492	Washer, Flt, .38 Std	2
20	41430	Nut, Hex, Lock, M10 X 1.5, NI	1
21	54745	Spring, Extn, 0.38od X 0.04wir, 2.3l	1
22	55845	Screw, Hex, M05 X 0.8 X 16, Fmg	2
23	97031	Spring, Wir, 0.08d, Brake, Parking	1
24	19066	Washer, Flt, #10	6
25	09228	Screw, Hex, M04 X 0.7 X 20, 8.8	1
26	02850	Nut, Hex, Lock, M04 X 0.7, NI	1
27	19065	Washer, Flat, #08	1

STANDARD PARTS

Fig. 12 - Rear Wheel Group

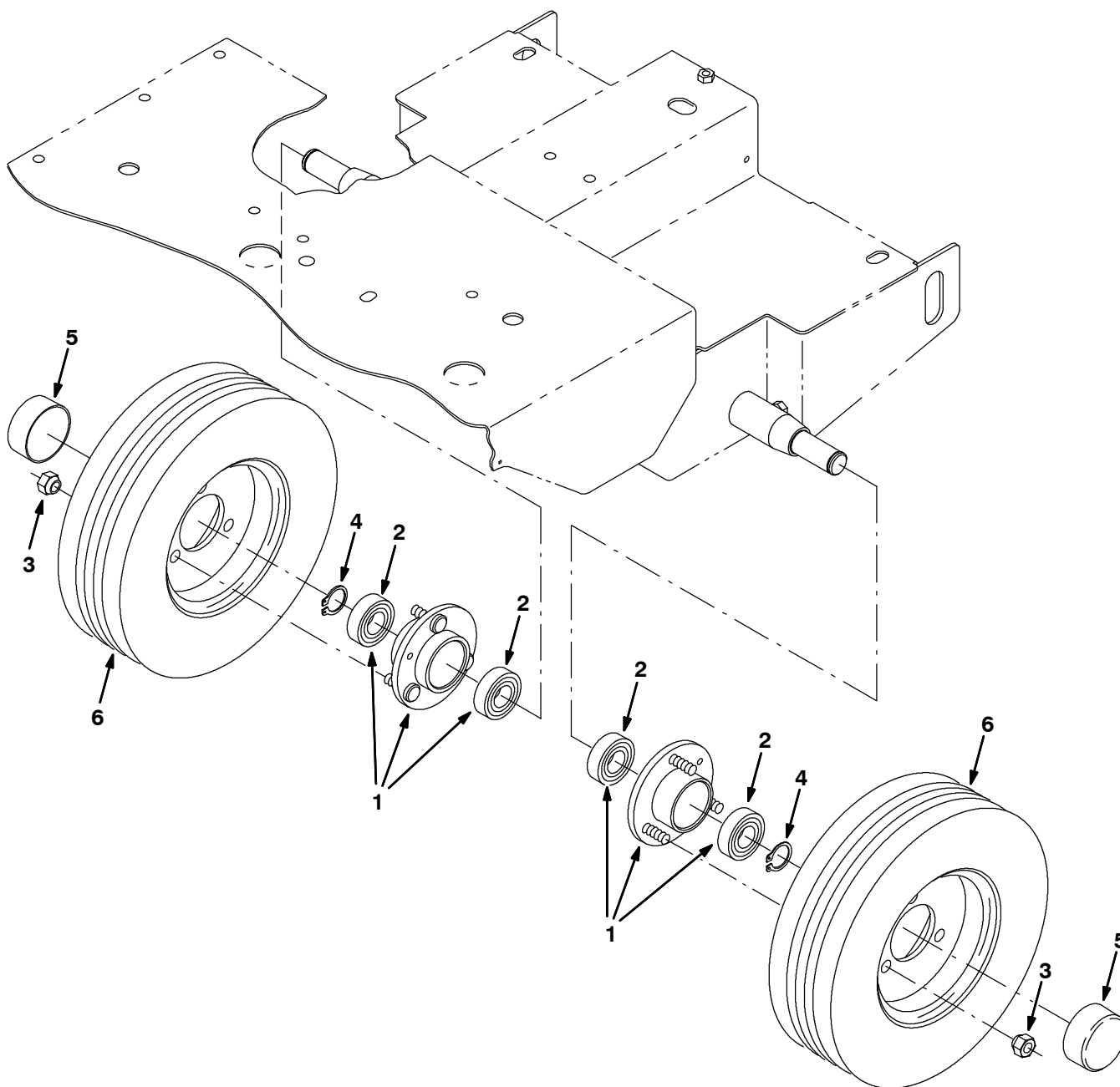


Fig. 12 - Rear Wheel Group

	Ref.	Tennant- Part No.	Description	Qty.
▽	1	391382	Housing Assy, Wheel	2
▲	2	13534	Bearing, Ball, 0.98b 2.05d 0.59w	2
	3	11109	Nut, Wheel, .44-20 X 60 Angle	6
	4	09005	Ring, Retaining, Ext, 1.00d, Basic	2
	5	390905	Cap, Axle, Vyl, 02.38d	2
	6	369345	Tire Assy, Solid, 12.3x3.5 3.5bc/3bolt	2

STANDARD PARTS

Fig. 13 - Directional Pedal Group

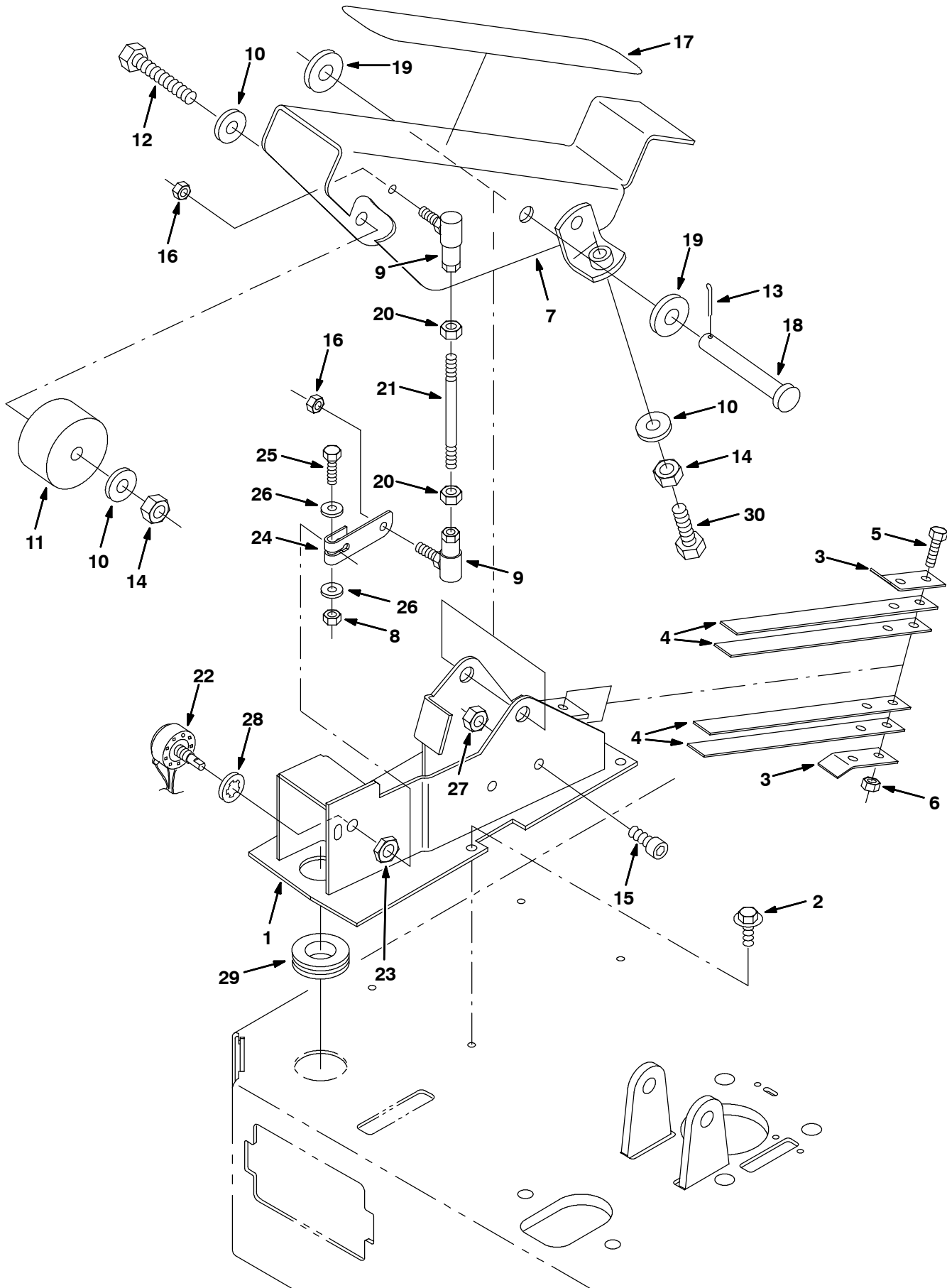


Fig. 13 - Directional Pedal Group

Ref.	Tenant- Part No.	Description	Qty.
1	81569	Plate Wldt, Cntrl	1
2	74455	Screw, Hex, M06 X 1.0 X 12, Fmg	4
3	223601	Retainer, Spring	2
4	223600	Strip, Stl, 0.05th X 00.75w, 07.80l	4
5	06944	Screw, Hex, M06 X 1.0 X 25, 8.8	2
6	08708	Nut, Hex, Lock, M06 X 1.0, NI	2
7	223320	Pedal Wldt, Accelerator	1
8	32981	Nut, Hex, Lock, .25-20, NI	1
9	14601	Balljoint, .25-28 Fem/.25-28mal	2
10	32485	Washer, Flt, .38 Sae	3
11	87725	Spacer	1
12	06963	Screw, Hex, M10 X 1.5 X 60, 8.8	1
13	08182	Pin, Cotter, .125 X 1.00	1
14	41430	Nut, Hex, Lock, M10 X 1.5, NI	1
15	49609	Screw, Soc, M08-1.25 x 16	2
16	13513	Nut, Hex, Lock, .25-28, NI	2
17	82839	Tread, Non-Skid, 02.2 11.5	1
18	06474A	Pin, Clevis, 0.50 D X 3.50l	1
19	32486	Washer, Flt, .50 Sae	2
20	32899	Nut, Hex, Jam, .25-28	2
21	384414	Rod, Threaded, 2 End, .25-28 3.38l	1
22	81942	Potentiometer	1
23	222607	Nut, Hex, Thin, .38-32	1
24	81989	Lever	1
25	25047	Screw, Hex, .25-20 X 1.25, 5	1
26	32483	Washer, Flt, .25 Sae	2
27	08709	Nut, Hex, Lock, M08 X 1.25, NI	2
28	32988	Washer, Lock, Int, .38	1
29	10632	Grommet, Rbr, 0.89id, F/ 1.2h, .14matl	1
30	06963	Screw, Hex, M10 X 1.5 X 60, 8.8	1

STANDARD PARTS

Fig. 14 - Scrub Head Lift Group

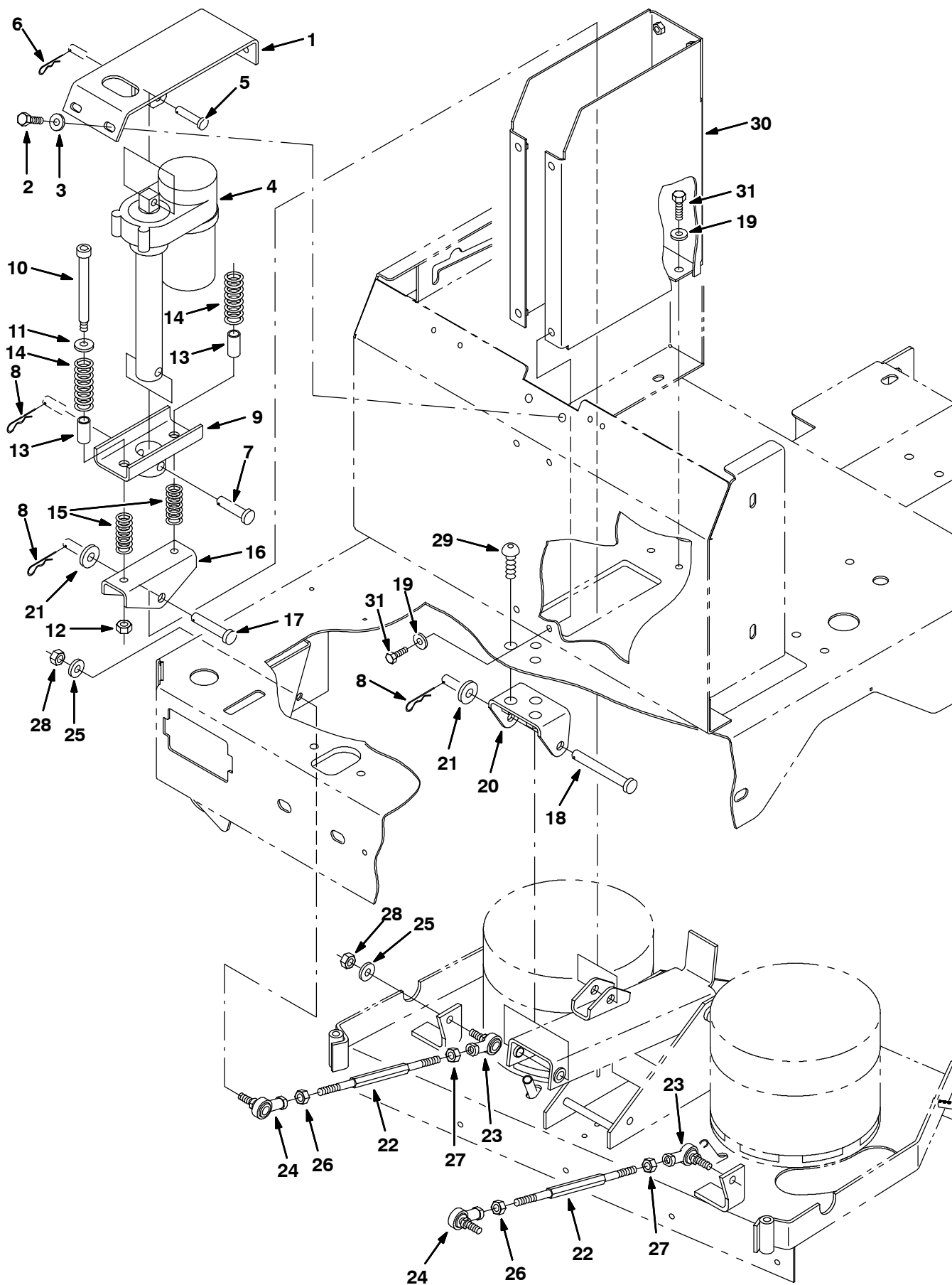


Fig. 14 - Scrub Head Lift Group

Ref.	Tennant- Part No.	Description	Qty.
1	390748	Plate Wldt, Mtg, Actuator	1
2	39277	Screw, Hex, M08 X 1.25 X 25, 8.8	2
3	39349	Washer, Flt, .31 Sae	2
4	390992	Actuator, 36vdc, 05.0stroke 600lb	1
5	17461	Pin, Clevis, 0.37 D X 1.75l	1
6	86866	Pin, Hair Cotter, 0.38 D .072 Wir	1
7	51534	Pin, Clevis, 0.50 D X 2.00l	1
8	02942	Pin, Hair Cotter, 0.62 D .120 Wir	3
9	223450	Channel Wldt, Mtg, Actuator	1
10	45960	Bolt, Shld, .50d X 4.25, .38-16	2
11	32486	Washer, Flt, .50 Sae	2
12	36643	Nut, Hex, Lock, .38-16, NI, Thin	2
13	50682	Sleeve, .50id X .62od X 1.31l	2
14	223518	Spring, Cmpr, 0.98od .14wir 2.5l	2
15	223517	Spring, Cmpr, 0.84od .11wir 2.0l	2
16	390665	Channel, Input, Tool, Lift	1
17	11211	Pin, Clevis, 0.50 D X 2.25l	1
18	222196	Pin, Clevis, 0.50 D X 4.00l	1
19	32491	Washer, Flt, .31 Std	8
20	392967	Channel Wldt, Mtg, Tool, Lift	1
21	32486	Washer, Flt, .50 Sae	2
22	390666	Rod, Thrd, 2 End, .38-24 09.0l Lh/Rh	2
23	86780	Rod-End, .38-24lh Fem 0.38-24stud	2
24	86781	Rod-End, .38-24rh Fem 0.38-24stud	2
25	01686	Washer, Flt, .38 Ss	4
26	20171	Nut, Hex, Jam, .38-24	2
27	82889	Nut, Hex, Jam, .38-24, Lh	2
28	50269	Nut, Hex, Lock, .38-24, NI, Ss	4
29	83097	Screw, Btn, M12 X 1.75 X 25, 10.9 NI	3
30	390745	Housing Wldt, Head Lift	1
31	16931	Screw, Hex, M08 X 1.25 X 20, 8.8	8

STANDARD PARTS

Fig. 15 - Disk Scrub Head Drive Motor Group, 700 mm (28 in)

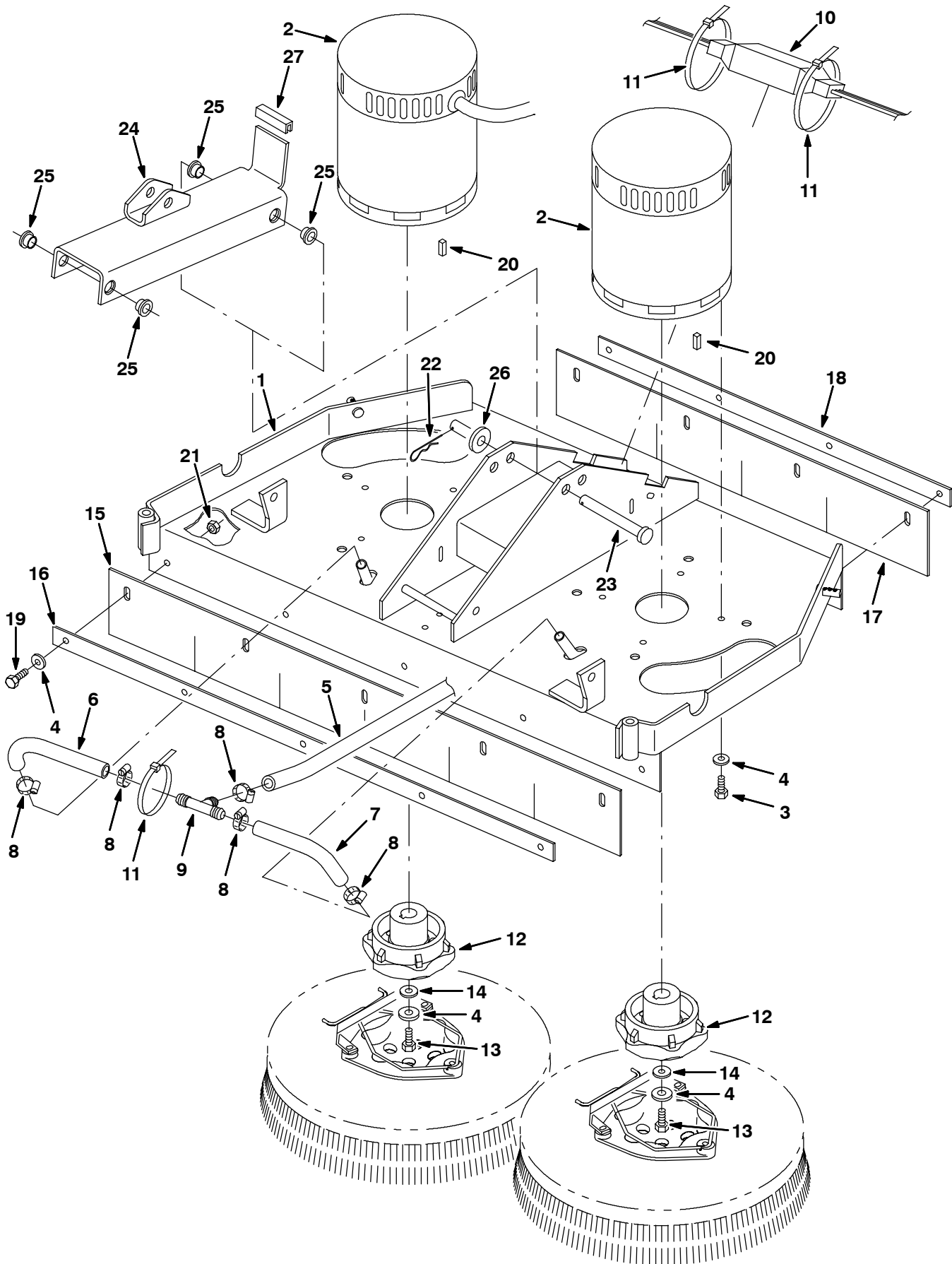


Fig. 15 - Disk Scrub Head Drive Motor Group, 700 mm (28 in)

NOTE: Disk Scrub Head Kit, Tennant Part Number 391029, includes Fig. 15, and Fig. 16.

Ref.	Tennant- Part No.	Description	Qty.
1	391370	Head Wldt, Scb, Disk, 28 Inch	1
2	390849	Motor, Ele, 36vdc, 0.50hp, 0320rpm	2
3	24672	Screw, Hex, .25-20 X 0.75, Ss	8
4	01684	Washer, Flt, 25 Ss	17
5	390933	Hose, Vyl, Brd, 0.50id 0.69od 30.0l	1
6	390928	Hose, Vyl, Brd, 0.50id 0.69od 08.0l	1
7	391361	Hose, Soltn, Rwk	1
8	54333	Clamp, Hose, Wormdrive, 0.31-0.88d	5
9	63245-1	Fitting, Plstc, Tee, Bm08/Bm08/Bm08	1
10	390777	Harness, Wire, Disk Head, Ele	1
11	44961	Tie, Cable, Nyl, 14.5l .30w 4.0 Max D	3
12	222506	Hub, Drive, Brush	2
13	02991	Screw, Hex, .31-18 X 0.75, Ss	2
14	41186	Washer, Belleville, .31	2
15	390633	Skirt, Front, Scb, Disk, 28 Inch	1
16	390635	Strip, Retainer, Skirt, Front, 28 Inch	1
17	390634	Skirt, Rear, Scb, Disk, 28 Inch	1
18	390636	Strip, Retainer, Skirt, Rear, 28 Inch	1
19	08716	Screw, Hex, M06 X 1.0 X 20, Ss	9
20	00926	Key, Sq, 0.25 X 0.25, 00.75l	2
21	08712	Nut, Hex, Lock, M06 X 1.0, NI, Ss	9
22	02942	Pin, Hair Cotter, 0.62 D .120 Wir	1
23	222196	Pin, Clevis, 0.50 D X 4.00l	1
24	390741	Channel Wldt, Lift Tool	1
25	15648	Bushing, Flng, 0.50b 0.59d 0.38l	4
26	32486	Washer, Flt, .50 Sae	1
27	223645	Molding, Trim, Rbr, .13 03.0	1

STANDARD PARTS

Fig. 16 - Disk Scrub Head Squeegee Group, 700 mm (28 in)

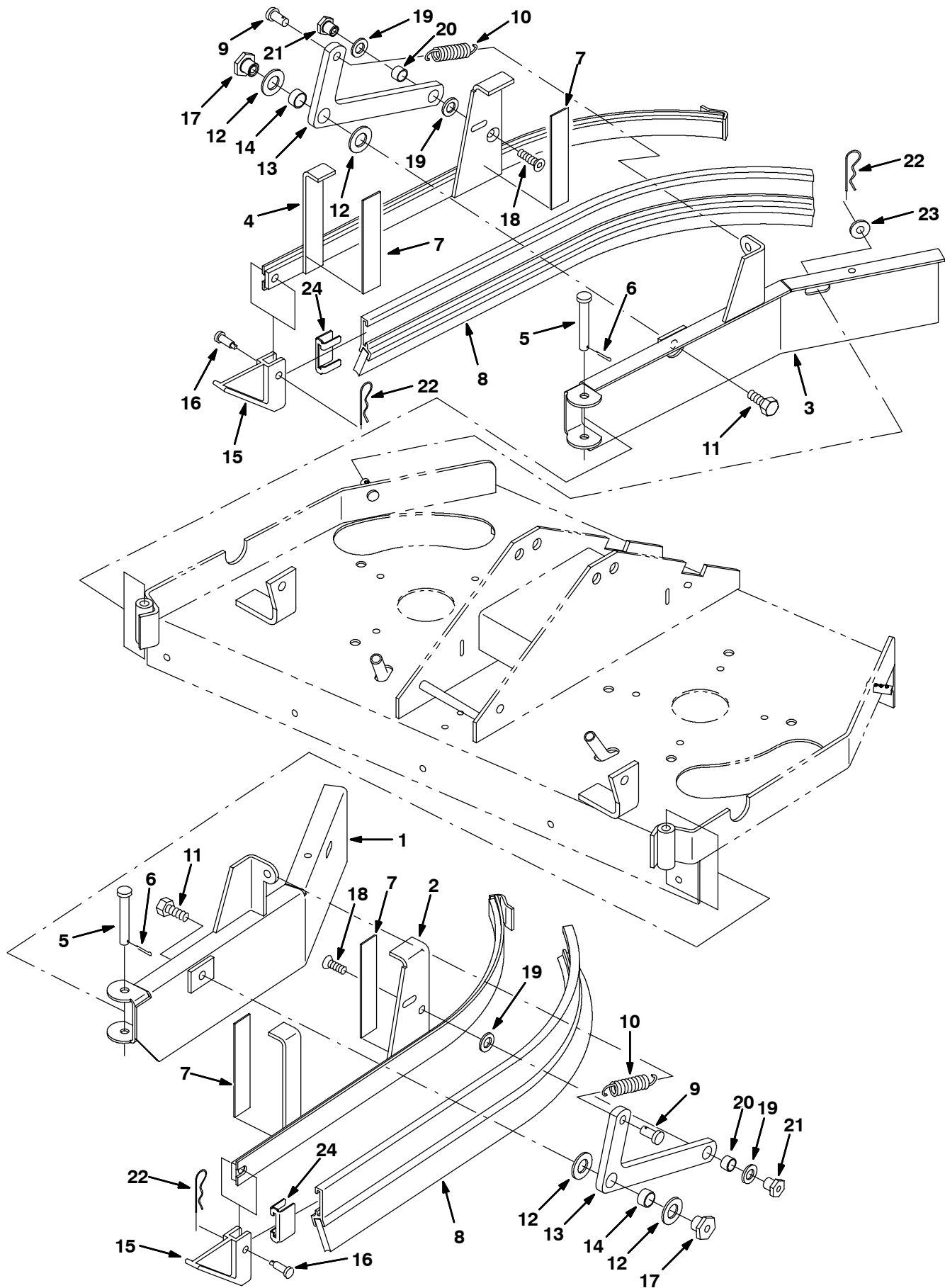


Fig. 16 - Disk Scrub Head Squeegee Group, 700 mm (28 in)

NOTE: Disk Scrub Head Kit, Tennant Part Number 391029, includes Fig. 15, and Fig. 16.

Ref.	Tennant- Part No.	Description	Qty.
1	390702	Door Wldt, Mtg, Lh, 28 Inch Disk	1
2	390707	Bladeholder Wldt, Sqge, Disk, Lh	1
3	390710	Door Wldt, Mtg, Rh, 28 Inch Disk	1
4	390720	Bladeholder Wldt, Sqge, Disk, Rh	1
5	391179	Pin, Clevis, 0.37 D X 2.62l	2
6	08182	Pin, Cotter, .125 X 1.00	2
7	390988	Tape, [Protective], .0080th, 1.0w, 5.0l	4
8	86859	Blade Assy, Sqge, Side	2
9	39019	Pin, Clevis, 0.37 D X 0.75l	2
10	15047	Spring, Extn, 0.62od X 0.08wir, 3.0l	2
11	09291	Screw, Hex, M10 X 1.5 X 20, Ss	2
12	64425	Washer, Thrust, 0.61b 1.25d .06, Fgl	4
13	25709	Bellcrank, Lift, Sqge	2
14	71607	Bushing, Sleeve, 0.63b 0.72d 0.38l	2
15	86865	Guide, Side Sqge	2
16	69582	Pin, Clevis, 0.31 D X 1.00l	2
17	391345	Nut, T, M 10 X1.5 0.623od .516lg	2
18	79246	Screw, Flat, M08-1.25x 20, Ss	2
19	86860	Bearing, Thrust	4
20	64173	Bushing, Sleeve, 0.50b 0.59d 0.38l, Stl	2
21	391346	Nut, T, M8x1.25 X0.498od, 0.516lg	2
22	44906	Pin, Hair Cotter, 0.69 D .092 Wir	4
23	01686	Washer, Flt, .31 Ss	2
24	86759	Retainer, Sqge	2

STANDARD PARTS

Fig. 17 - Recovery Tank Group

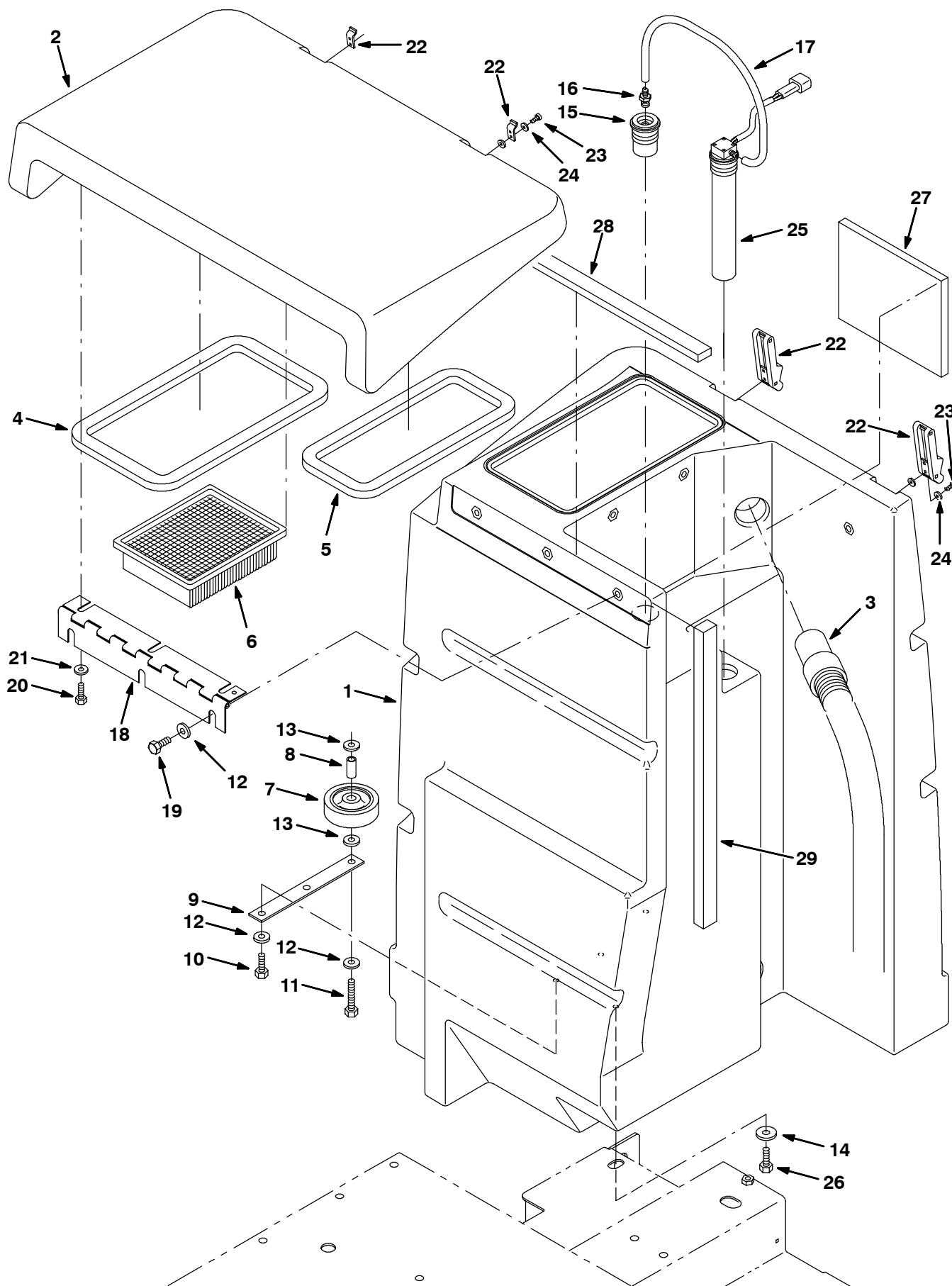


Fig. 17 - Recovery Tank Group

Ref.	Tenant- Part No.	Description	Qty.
1	391145	Tank, Recvy, Trim	1
2	391146	Cover, Tank, Trim	1
3	390946	Hose, Vacuum	1
4	390882	Seal, Tank, Recvy	1
5	390883	Seal, Tank, Soltn	1
6	386326	Filter, Fan	1
7	81580	Wheel, 4.0d 0.87w 0.44b	1
8	383910	Sleeve, .318b .437d 1.060l	1
9	390822	Strip	1
10	09740	Screw, Hex, M08 X 1.25 X 20, Ss	2
11	49694	Screw, Hex, M08 X 1.25 X 50, Ss	1
12	01685	Washer, Flt, .31 Ss	6
13	39349	Washer, Flt, .31 Sae	2
14	13248	Washer, 0.40b 1.12d .12, Stl, Pl	3
15	385750	Tube Assy, 2 Inch	1
16	40607	Fitting, Brs, Str, Pm02/Bm03	1
17	390698	Hose, Vacuum, 0.16id X 19.0l	1
18	391351	Hinge, Cover	1
19	09740	Screw, Hex, M08 X 1.25 X 20, Ss	3
20	08716	Screw, Hex, M06 X 1.0 X 20, Ss	3
21	01684	Washer, Flt, .25 Ss	3
22	49800	Latch	2
23	391403	Screw, Pan, M04 X 0.7 X 8, Ss	8
24	41578	Washer, Flt, #06 Ss	8
25	375426	Switch Assy, Press, 3 Inch, 8" Tube	1
26	12273	Screw, Hex, M08 X 1.25 X 20, Ss, NI	3
27	391338	Insulation, Sound	1
28	391339	Insulation, Sound	1
29	391341	Insulation, Sound	1

STANDARD PARTS

Fig. 18 - Vacuum Fan Group

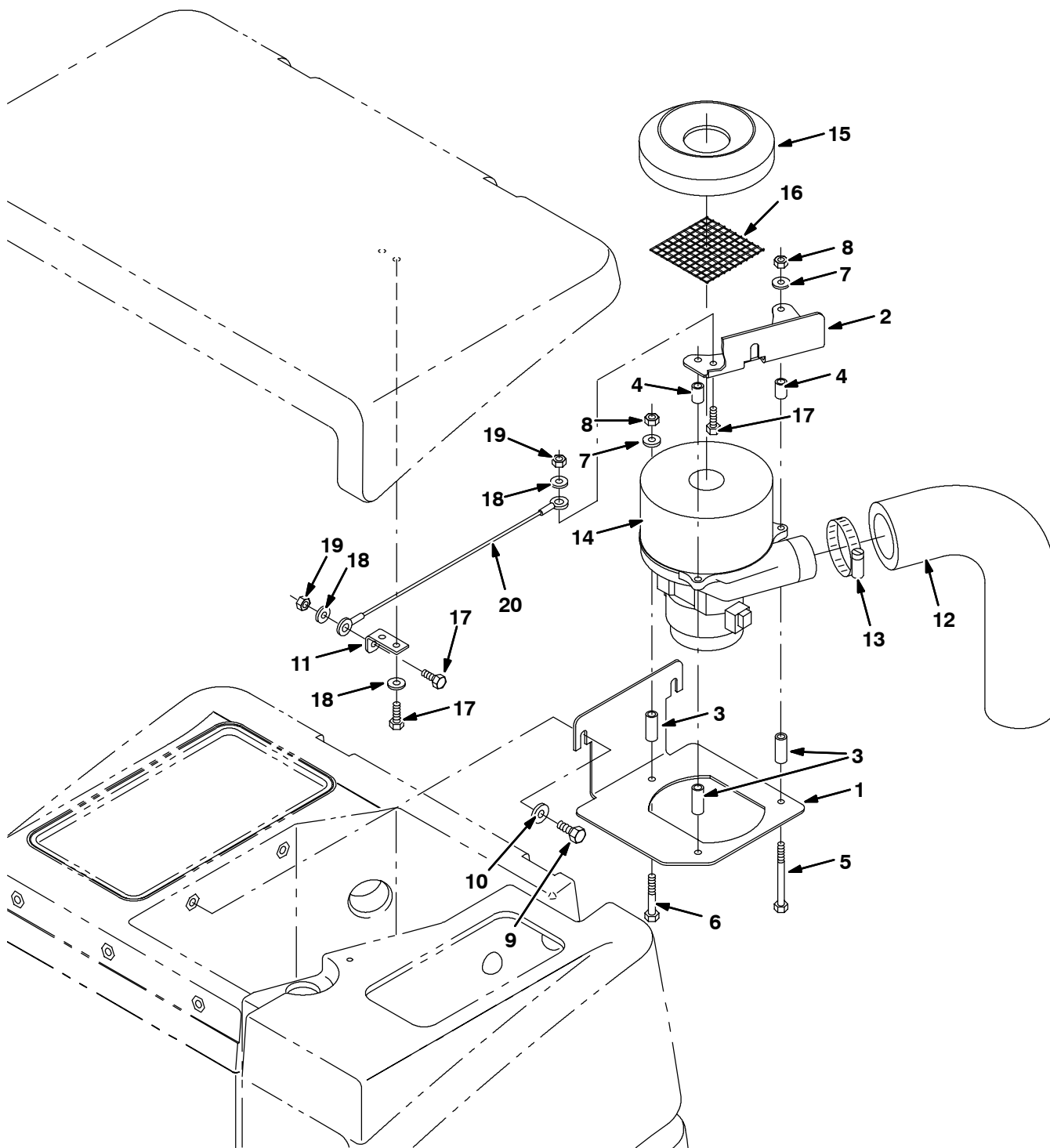


Fig. 18 - Vacuum Fan Group

Ref.	Tenant- Part No.	Description	Qty.	
1	391251	Bracket, Fan	1	
2	391252	Bracket, Fan	1	
3	222497	Sleeve	3	
4	360930	Sleeve	2	
5	391434	Screw, Hex, M06 X 1.0 X 80, Ss	2	
6	58979	Screw, Hex, M06 X 1.0 X 55, Ss	1	
7	01684	Washer, Flt, .25 Ss	3	
8	08712	Nut, Hex, Lock, M06 X 1.0, NI, Ss	3	
9	09740	Screw, Hex, M08 X 1.25 X 20, Ss	3	
10	01685	Washer, Flt, .31 Ss	3	
11	391309	Bracket, Cable	1	
12	390677	Muffler, Vacuum Fan	1	
13	22297	Clamp, Hose, Wormdrive, 1.56-2.50d	1	
▽	14	391296	Fan Assy, Vacuum (See Breakdowns)	1
▲	15	391343	Seal, Fan	1
▲	16	391350	Screen, Fan Inlet	1
	17	08716	Screw, Hex, M06 X 1.0 X 20, Ss	4
	18	01684	Washer, Flt, .25 Ss	4
	19	08712	Nut, Hex, Lock, M06 X 1.0, NI, Ss	2
	20	391368	Cable	1

STANDARD PARTS

Fig. 19 - Solution Tank Group

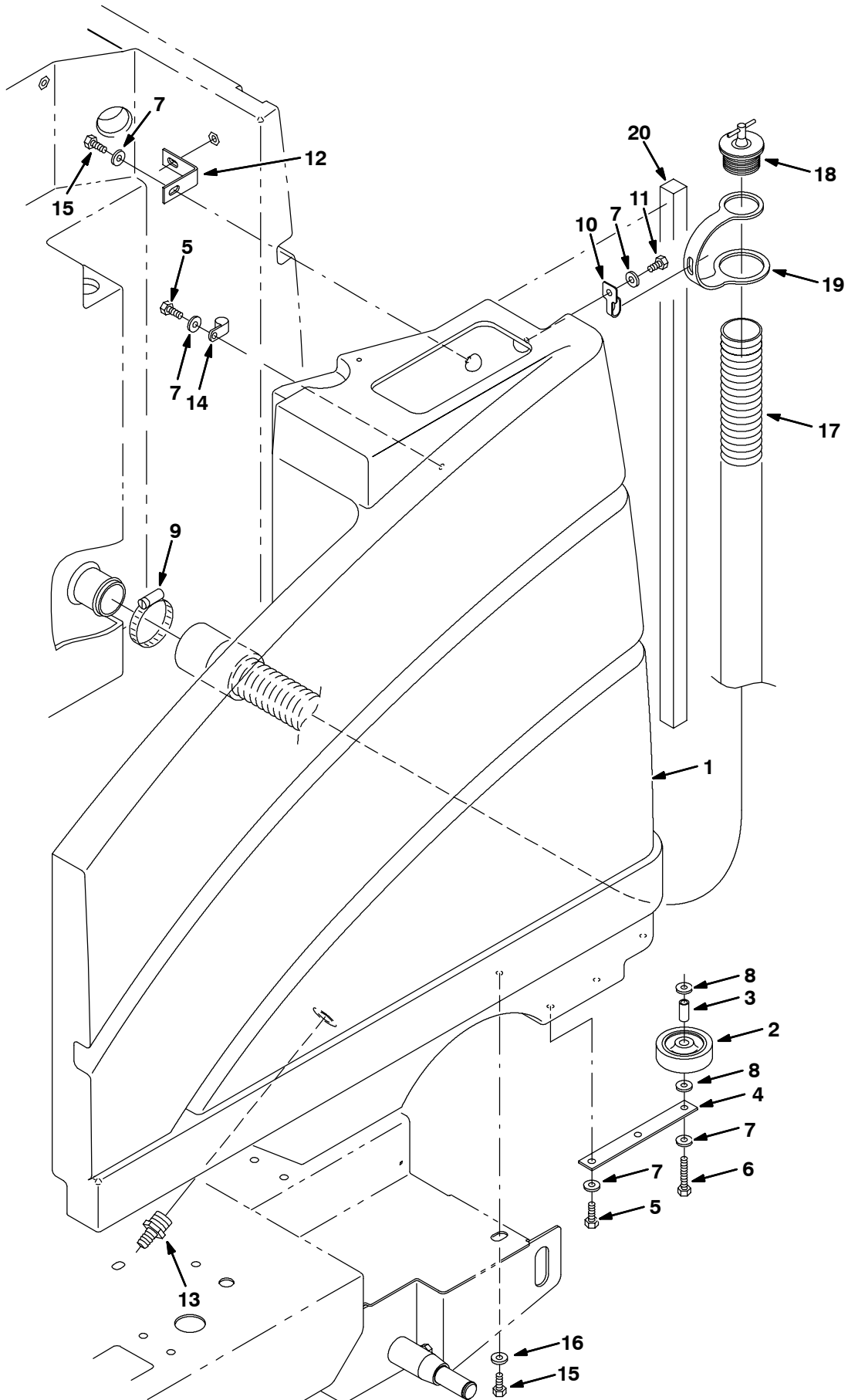


Fig. 19 - Solution Tank Group

Ref.	Tennant- Part No.	Description	Qty.
1	391144	Tank, Soltn, Trim	1
2	81580	Wheel, 4.0d 0.87w 0.44b	1
3	393129	Sleeve, P/M, 0.437d 0.318b 1.15l 430ss	1
4	390822	Strip	1
5	09740	Screw, Hex, M08 X 1.25 X 20, Ss	3
6	49694	Screw, Hex, M08 X 1.25 X 50, Ss	1
7	01685	Washer, Flt, .31 Ss	7
8	39349	Washer, Flt, .31 Sae	2
9	17188	Clamp, Hose, Wormdrive, 1.62-3.50d	1
10	222793	Clip, Hanger, Hose	1
11	15675	Screw, Hex, M08 X 1.25 X 16, Ss	1
12	392963	Angle, Bracket, Tank	1
13	365095	Fitting, Plstc, Str, Bm10/Pm12	1
14	67767	Clamp, Cable, Stl, 0.69d X 0.62w, 1h	1
15	12273	Screw, Hex, M08 X 1.25 X 20, Ss, NI	5
16	13248	Washer, 0.40b 1.12d .12, Stl, PI	3
17	391317	Hose, Drain	1
18	391318	Plug, Expansion, 2.00 Dia	1
19	391319	Strap, Hose, Drain	1
20	390678	Insulation, Acstc, 1.0 01.0w 35.00l	1

STANDARD PARTS

Fig. 20 - Solution Control Group

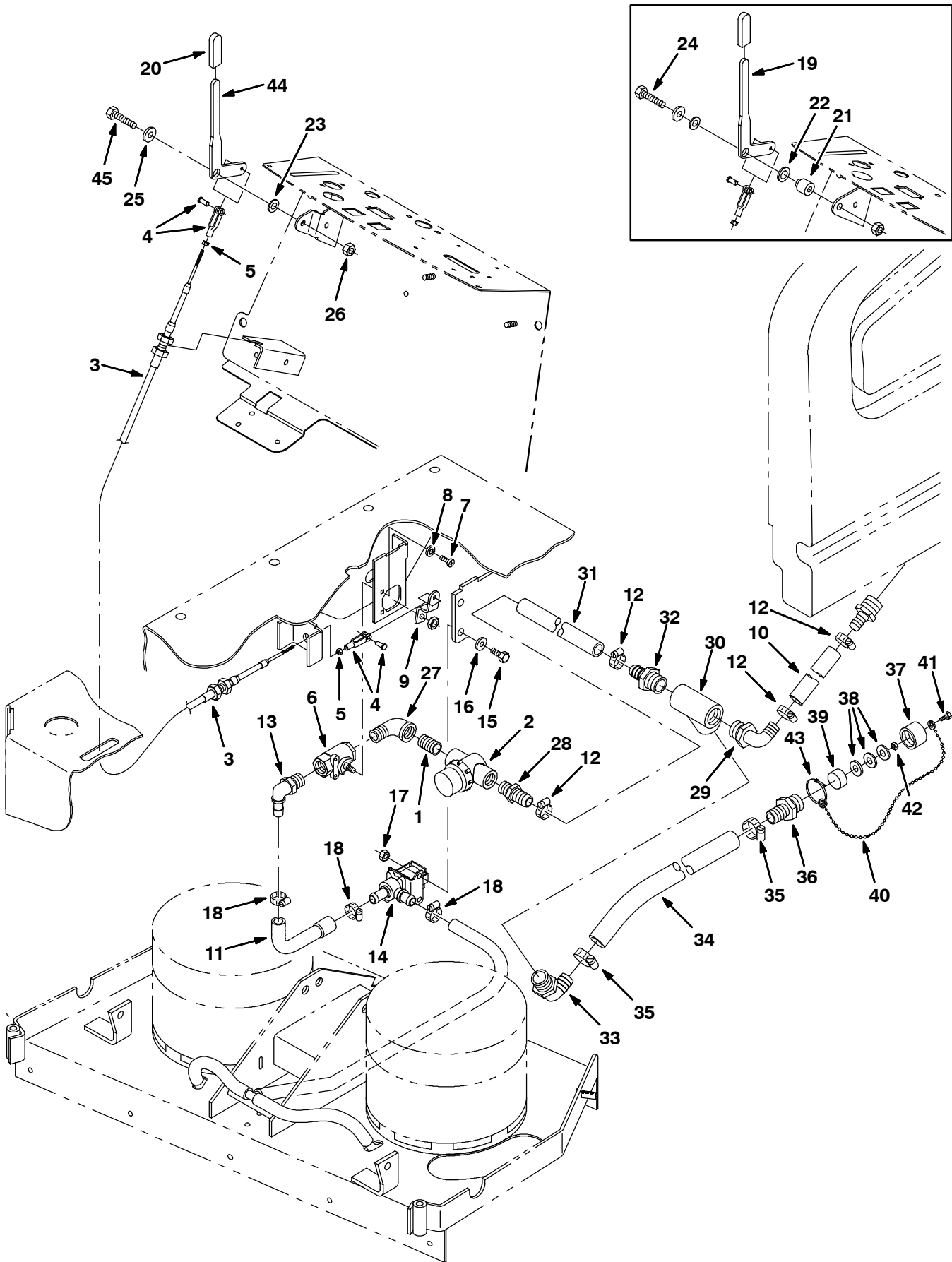


Fig. 20 - Solution Control Group

Ref.	Tennant- Part No.	Description	Qty.
1	11442-3	Fitting, Pipe, Str, Pm08/Pm08 Close,Blk	1
2	391335	Filter, Soltn	1
3	390926	Cable, Push / Pull	1
4	27880	Clevis, Adj, 0.19pin, #10-32	2
5	01713	Nut, Hex, Std, #10-32, 2	2
6	12083	Valve, Water	1
7	39648	Screw, Pan, #10-24 X 0.38, 1	2
8	32980	Washer, Lock, Int, #10	2
9	391250	Arm, Valve, Water	1
10	390899	Hose, Vyl, Brd 0.62id 0.88od 05.5 L	1
11	390779	Hose, Soltn	1
12	63810	Clamp, Hose, Wormdrive, 0.56-1.06d	4
13	63244-1	Fitting, Plstc, E90, Bm08/Pm08	1
14	222113	Valve, Solenoid, Water Flow	1
15	15678	Screw, Hex, M06 X 1.0 X 16, Ss	2
16	01684	Washer, Flt, .25 Ss	2
17	08712	Nut, Hex, Lock, M06 X 1.0, NI, Ss	2
18	54333	Clamp, Hose, Wormdrive, 0.31-0.88d	3
19	391139	① Lever, Flow, Solution (Replaced by 391192)	1
20	222190	Grip, Handle	1
21	223235	① Sleeve, Lever	1
22	86860	① Bearing, Thrust	1
23	43611	Washer, 0.39b 0.75d .06, Nyl	1
24	41342	① Screw, Hex, M08 X 1.25 X 40, 8.8	1
25	39349	Washer, Flt, .31 Sae	1
26	08709	Nut, Hex, Lock, M08 X 1.25,NI	1
27	11869	Fitting, Pipe, E90, Pm08/Pf08	1
28	41440	Fitting, Plstc, Str, Bm10/Pm08	1
29	73468	Fitting, Plstc, E90, Bm10/Pm12	1
30	42133A	Fitting, Plstc, Tee, Pf12/Pf12/Pf12	1
31	391337	Hose, Pvc, Brd, .62id .88od 10.5 L	1
32	71628	Fitting, Plstc, Str, Bm10/Pm12 [Nylon]	1
33	14877	Fitting, Plstc, E90, Bm12/Pm12	1
34	391285	Hose, Pvc, Brd, 0.75id 1.03od 48.00l	1
35	63810	Clamp, Hose, Wormdrive, 0.56-1.06d	2
36	79273-2	Fitting, Plstc, Str, Bm12/Pm12	1
37	612158	Kit, Cap, Hose, Drain (Clean Water)	1
38	601076	Washer, Plstc	3
39	612145	Seal, Drain Cap, Solution	1
40	621443	Chain, Jack, # , Plug Drain	1
41	09206	Screw, Hex, M04 X 0.7 X 12, 8.8	1
42	02850	Nut, Hex, Lock, M04 X 0.7, NI	1
43	130041	Tie, Cable, [11.50l], [3.00d]Max	1
44	391192	② Lever, Flow, Solution	1
45	39277	② Screw, Hex, M08 X 1.25 X 25, 8.8	1

① Serial number (1000000-10032184)

② Serial number (10032185-)

STANDARD PARTS

Fig. 21 - Battery Cable Group

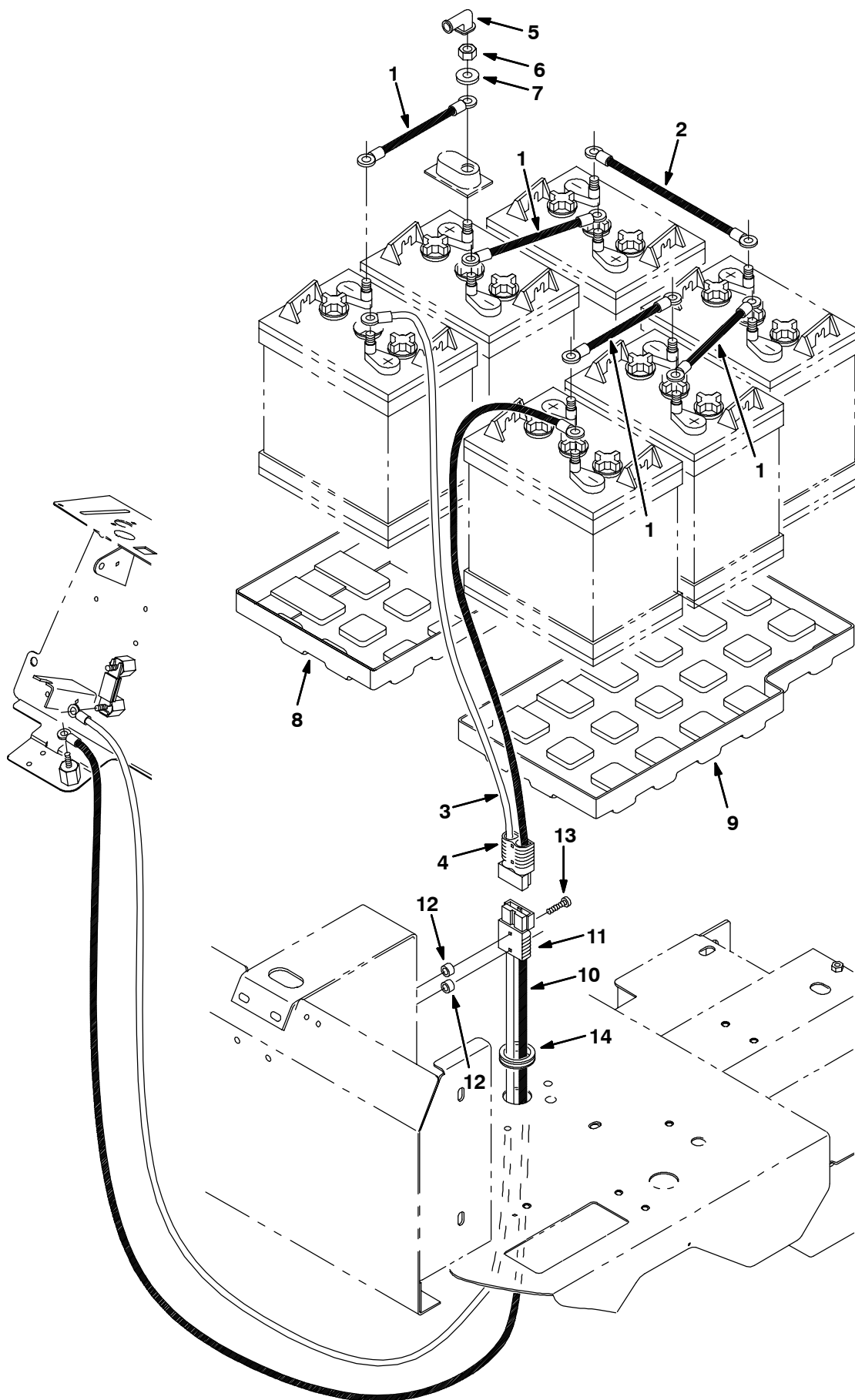


Fig. 21 - Battery Cable Group

	Ref.	Tenant- Part No.	Description	Qty.
	1	223355	Wire, 04ga 08.0l Blk .34ring /.34ring	4
	2	223356	Wire, 04ga 12.0l Blk .34ring /.34ring	1
▽	3	223361	Cable Assy, Battery, 04ga 2, 175a	1
▲	4	22892	Connector, Anderson, 175a, Gray	1
	5	02076	Boot, 90deg .50d .57d X .84	12
	6	87435	Nut, Hex, Flexlock, .31-18	12
	7	01685	Washer, Flt, .31 Ss	12
	8	393117	Tray, Battery, Rh	1
	9	393118	Tray, Battery, Lh	1
▽	10	390775	Harness, Wire, Controller	1
▲	11	22892	Connector, Anderson, 175a, Gray	1
	12	390879	Spacer, .41b X .63od X .38l	2
	13	09258	Screw, Pan, M06 X 1.0 X 40, 4.8	2
	14	04051	Grommet, Rbr, 1.31id, F/ 1.6h, .12matl	1

STANDARD PARTS

Fig. 22 - Rear Squeegee Lift Group

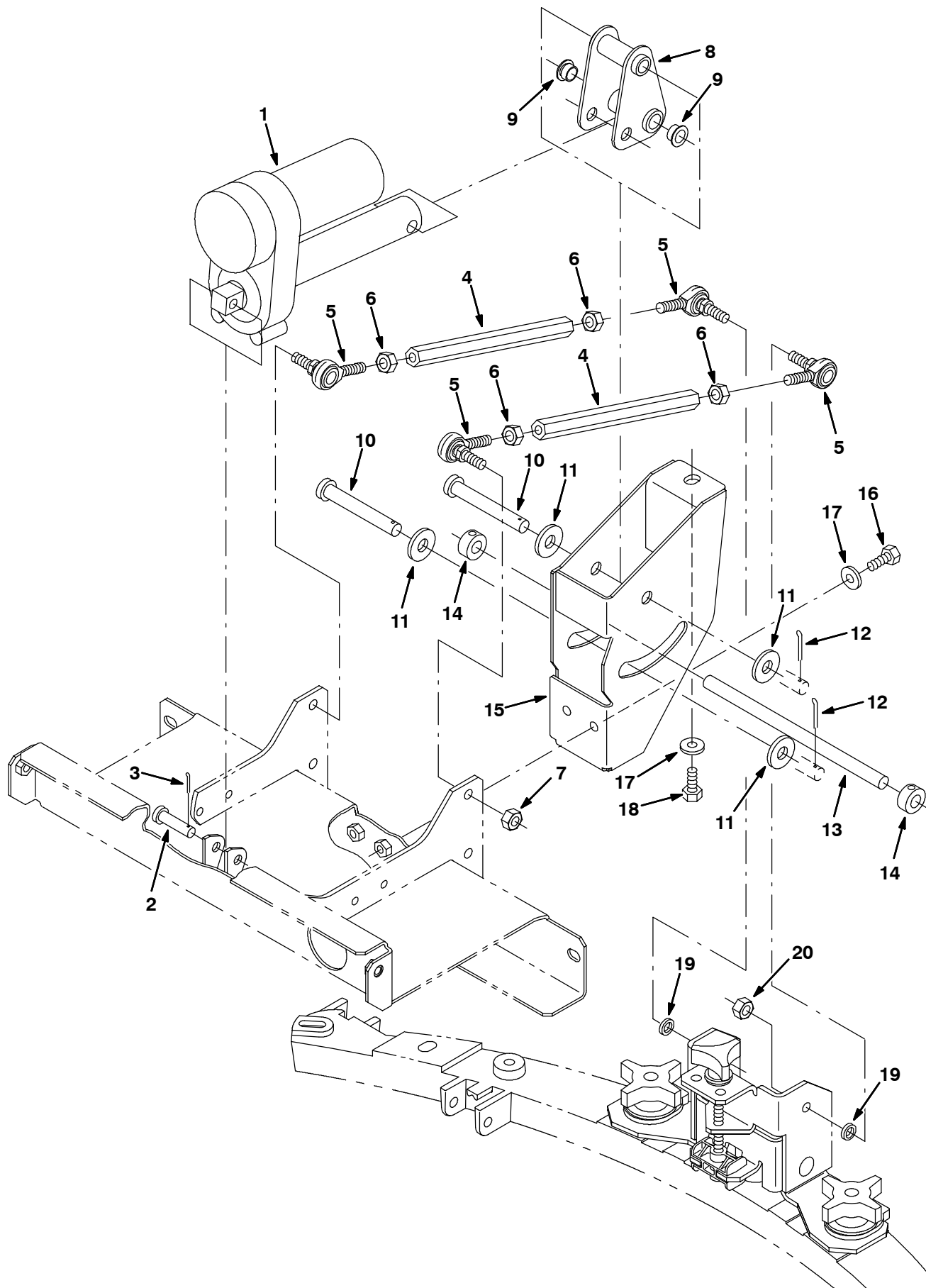


Fig. 22 - Rear Squeegee Lift Group

Ref.	Tennant- Part No.	Description	Qty.
1	390979	Actuator, 36vdc, 02.0stroke 300lb	1
2	29558	Pin, Clevis, 0.37 D X 1.50l	1
3	39005	Pin, Cotter, .094 X 0.75	1
4	390971	Link, Sqge, Tapped, Upper	2
5	35972	Rod-End, .38-24rh Mal 0.38-24stud	4
6	20171	Nut, Hex, Jam, .38-24	4
7	50269	Nut, Hex, Lock, .38-24, NI, Ss	2
8	390965	Pivot Wldt, Actuator	1
9	15648	Bushing, Flng, 0.50b 0.59d 0.38l	2
10	06474A	Pin, Clevis, 0.50 D X 3.50l	2
11	41619	Washer, Flt, .50 Ss	4
12	08182	Pin, Cotter, .125 X 1.00	2
13	390970	Rod, Lift, Sqge	1
14	75371	Collar, Locking	2
15	390960	Guide Wldt, Linkage, Sqge	1
16	12273	Screw, Hex, M08 X 1.25 X 20, Ss, NI	2
17	01685	Washer, Flt, .31 Ss	3
18	09740	Screw, Hex, M08 X 1.25 X 20, Ss	1
19	390880	Spacer, .41b .63d .13l, Ss 430pm	2
20	02185	Nut, Hex, Lock, .38-24, NI, Thin	2

STANDARD PARTS

Fig. 23 - Rear Squeegee Linkage Group

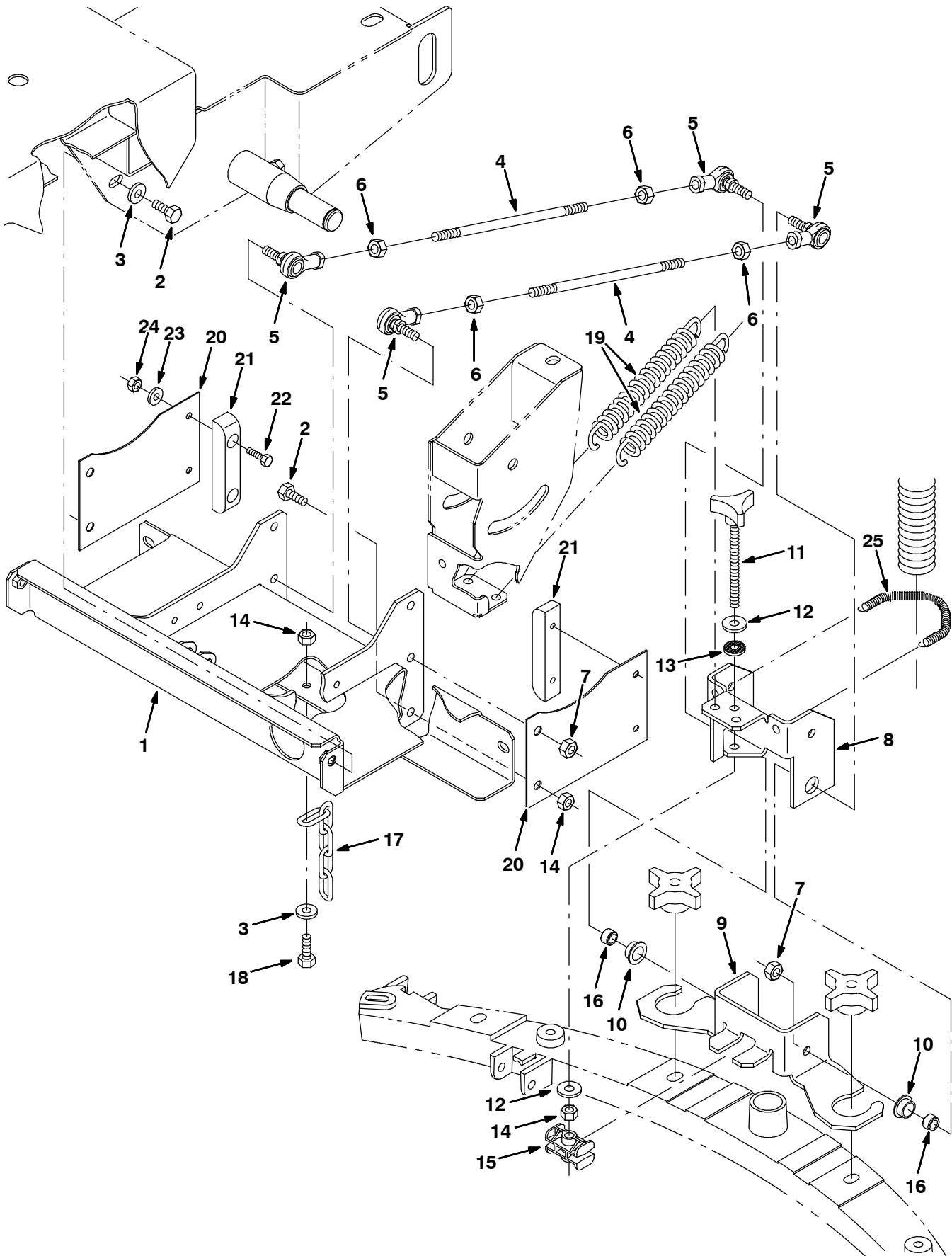


Fig. 23 - Rear Squeegee Linkage Group

Ref.	Tennant- Part No.	Description	Qty.
1	390950	Frame Wldt, Linkage, Sqge	1
2	09740	Screw, Hex, M08 X 1.25 X 20, Ss	6
3	01685	Washer, Flt, .31 Ss	5
4	391137	Rod, Thrd, 2 End, .38-24 09.0l	2
5	86781	Rod-End, .38-24rh Fem 0.38-24stud	4
6	20171	Nut, Hex, Jam, .38-24	8
7	50269	Nut, Hex, Lock, .38-24, NI, Ss	4
8	390980	Channel, Sqge, Upper	1
9	392934	Channel, Sqge, Lower	1
10	25735	Bushing, Flng, 0.63b 0.75d 0.38l	2
11	71090	Knob	1
12	01686	Washer, Flt, .38 Ss	2
13	63416	Washer, 0.31b 0.88d .12, Rbr	1
14	08713	Nut, Hex, Lock, M08 X 1.25, NI, Ss	4
15	222233	Block, Sqge, Adj	1
16	390879	Spacer, .41b X .63od X .38l	2
17	40758	Chain, Coil, Str, #210, 06.9l 05 Link	1
18	09010	Screw, Hex, M08 X 1.25 X 25, Ss	1
19	222236	Spring, Extn, 1.00od X 0.12wir, 5.0l	2
20	390975	Spring, Centering	2
21	71211	Block, Centering	2
22	09007	Screw, Hex, M06 X 1.0 X 25, Ss	4
23	01684	Washer, Flt, .25 Ss	4
24	08712	Nut, Hex, Lock, M06 X 1.0, NI, Ss	4
25	391402	Spring, Extn, 0.23Od .032Wire 8.0L	1

STANDARD PARTS

Fig. 24 - Rear Squeegee Group, 700 mm (28 in)

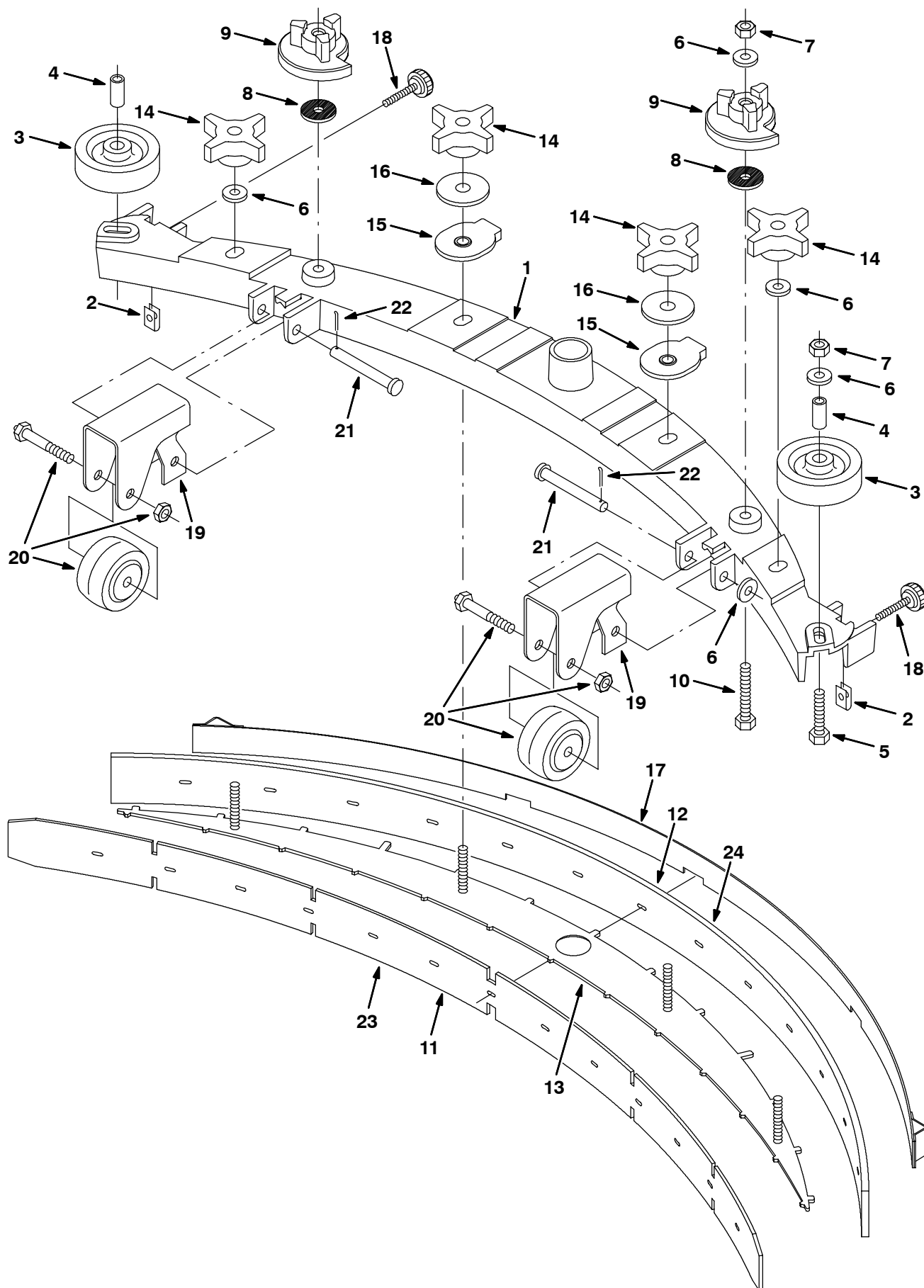


Fig. 24 - Rear Squeegee Group, 700 mm (28 in)

	Ref.	Tennant- Part No.	Description	Qty.
▽		391071	Kit, Ci, Sqge, 700mm,	1
▲	1	390670	Frame, Casting, Sqge, 700mm	1
▲	2	82138	Nut, Speed, Retainer, .25-20	2
▲	3	81582	Wheel, 3.0d 0.87w 0.44b	2
▲	4	393129	Sleeve, P/M, 0.437d 0.318b 1.15l 430ss	2
▲	5	222505	Screw, Hex, M08 X 1.25 X 45, Ss	2
▲	6	01685	Washer, Flt, .31 Ss	8
▲	7	08713	Nut, Hex, Lock, M08 X 1.25, NI, Ss	4
▲	8	222268	Washer, 0.38b 1.25d .12, Neo	2
▲	9	222244	Cam, Adj, Sqge	2
▲	10	09767	Screw, Hex, M08 X 1.25 X 70, Ss	2
▲▽		391386	Kit, Sqge, Tile, 700mm	1
▲▲	11	390943	Blade, Sqge, Front, 700mm	1
▲▲	12	390936	Blade, Sqge, Rear, Gum Rbr, 700mm	1
▲	13	390940	Plate, Retainer, Blade, 700mm	1
▲	14	370100	Knob, 4-Prong W/.31-18, Insert	4
▲	15	390982	Ring, Mtg, Sqge	2
▲	16	04414	Washer, 0.53b 1.88d .12, Stl, Pl	2
▲	17	390944	Retainer Wldt, Sqge, 700mm	1
▲	18	222794	Knob	2
▲	19	390987	Bracket Wldt, Wheel	2
▲	20	390773	Wheel Assy, Sqge	2
▲	21	23191	Pin, Clevis, 0.37 D X 3.00l	2
▲	22	39005	Pin, Cotter, .094 X 0.75	2
▽		391384	Kit, Sqge, Oil-Rstn, 700mm	1
▲	23	391377	Blade, Sqge, Front, Oil-Rstn, 700mm	1
▲	24	391378	Blade, Sqge, Rear, Oil-Rstn, 700mm	1

STANDARD PARTS

Fig. 25 - Electrical Schematic

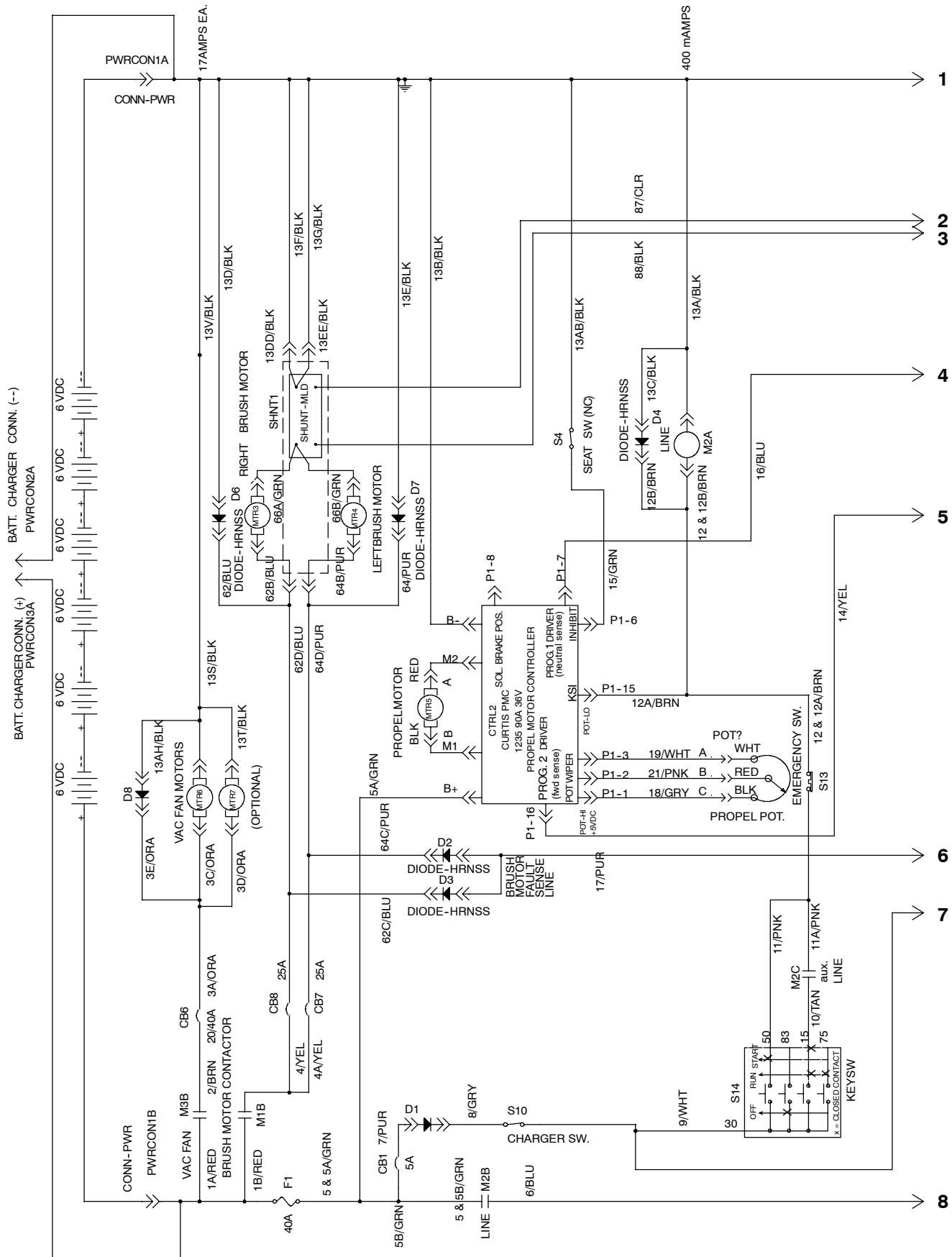
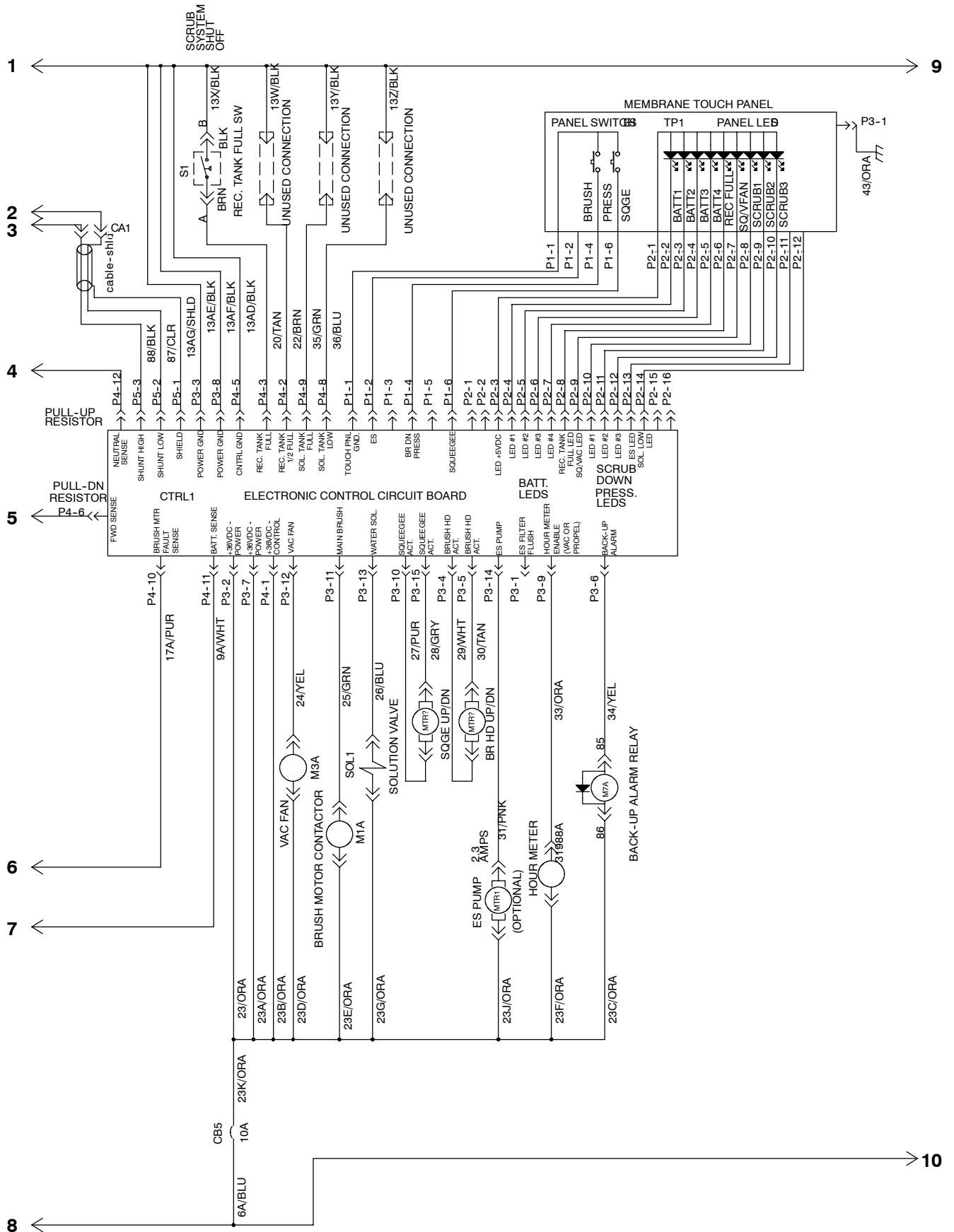


Fig. 25 - Electrical Schematic



STANDARD PARTS

Fig. 25 - Electrical Schematic

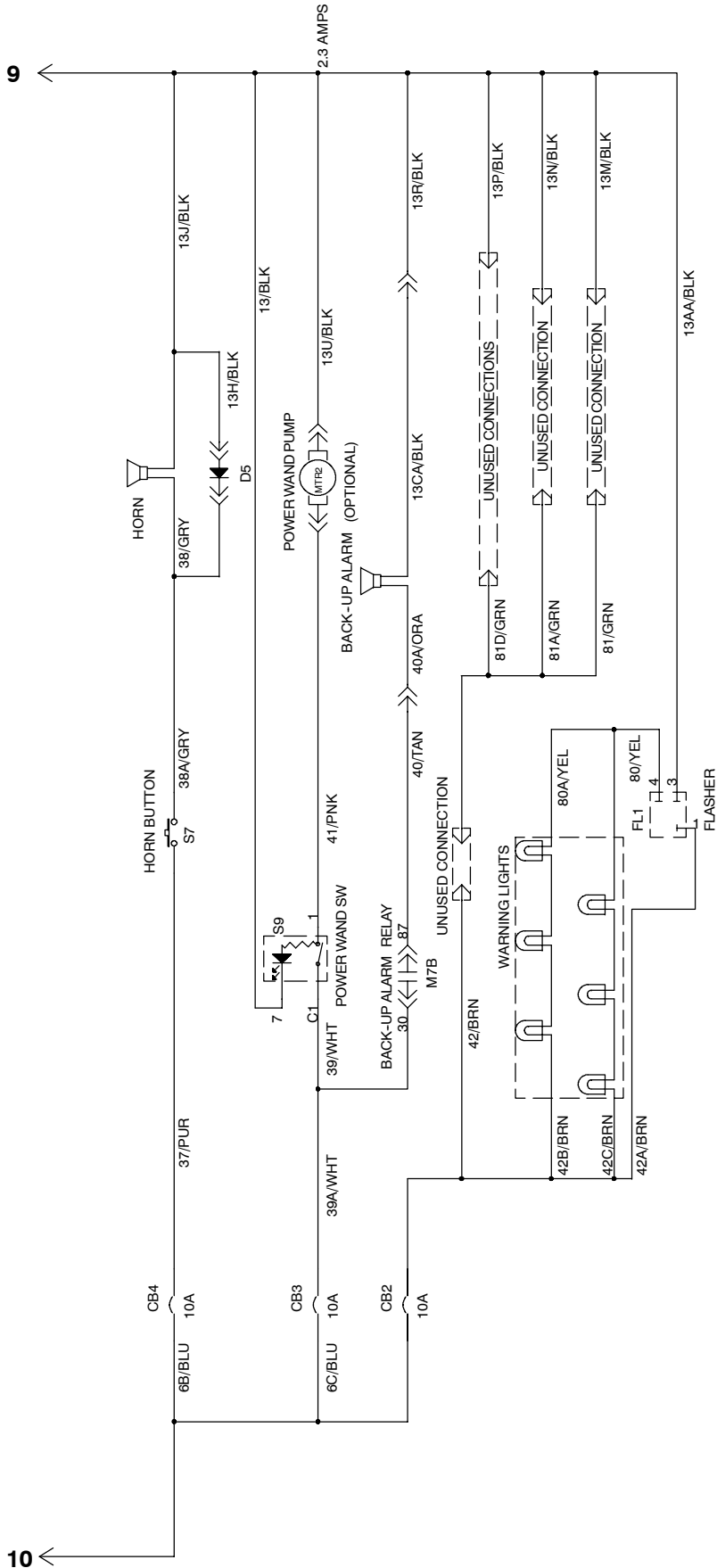
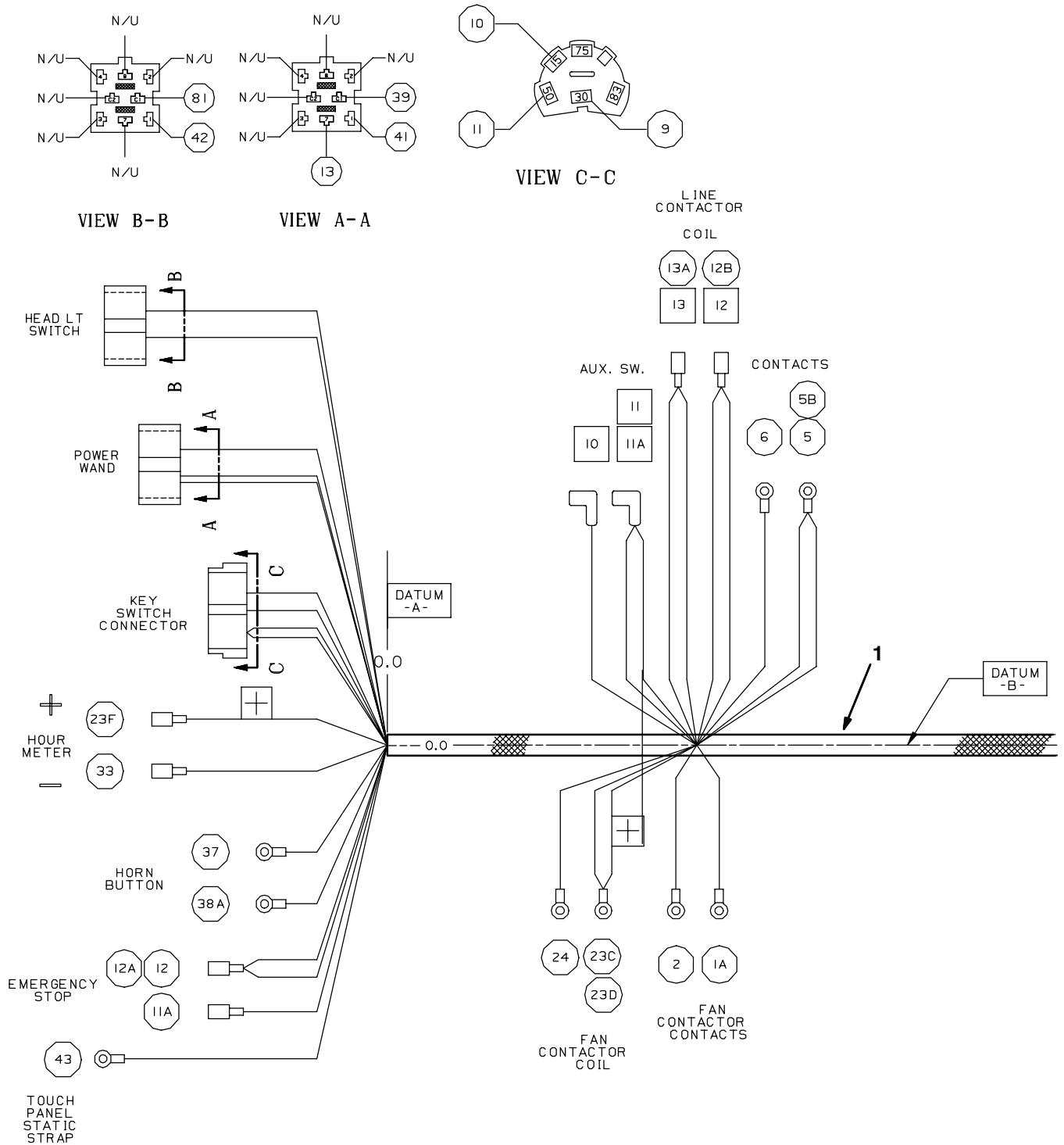
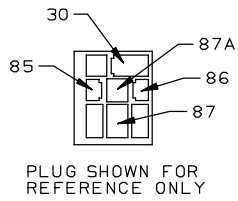


Fig. 26 - Wire Harness Group

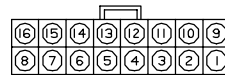
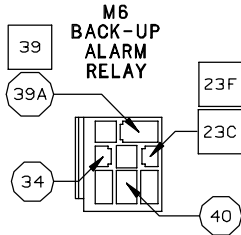


STANDARD PARTS

Fig. 26 - Wire Harness Group



SOCKET NO.	WIRE NO.	SOCKET NO.	WIRE NO.
1	○ 18	9	× N/U
2	○ 21	10	× N/U
3	○ 19	11	× N/U
4	× N/U	12	× N/U
5	× N/U	13	× N/U
6	○ 15	14	× N/U
7	○ 16	15	□ 12A
8	× N/U	16	○ 14

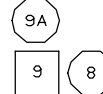


DETAIL K-K

CONNECTOR ROTATED 90°

× = NOT USED
PROPEL
CONTROLLER
CONTROL LINES

CHARGER
SWITCH



DETAIL D-D

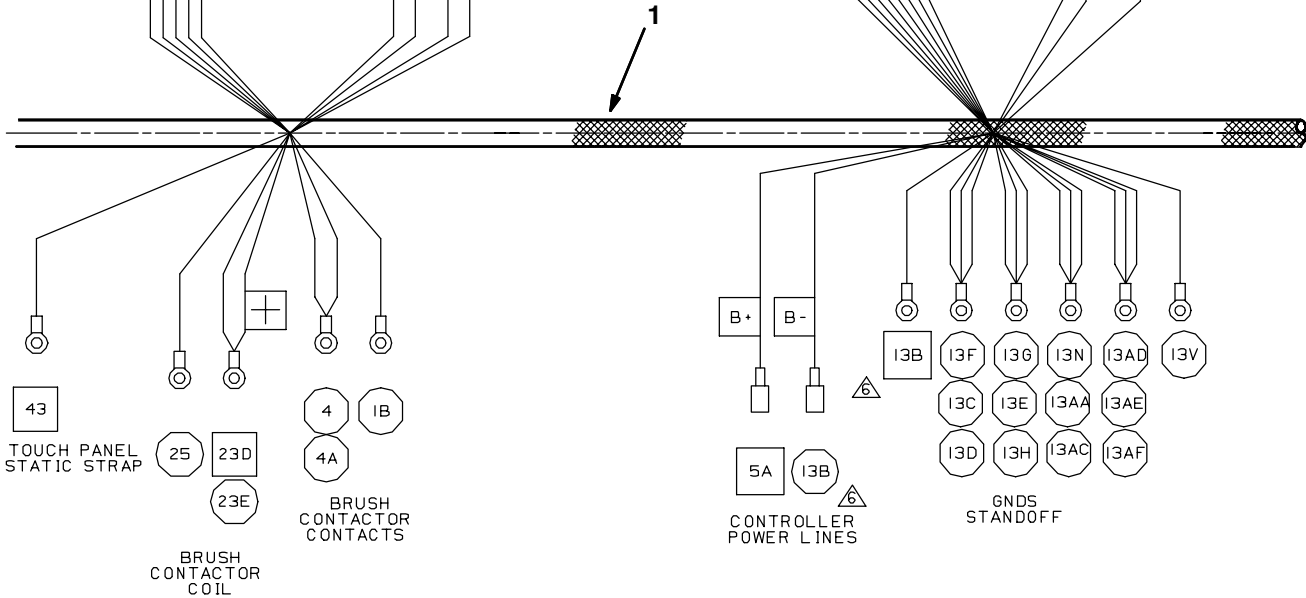
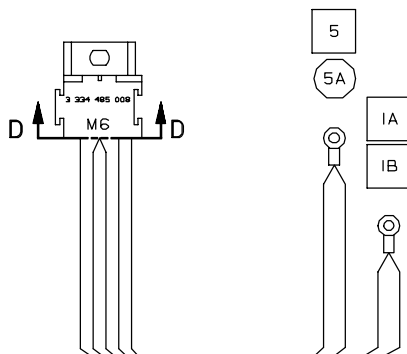
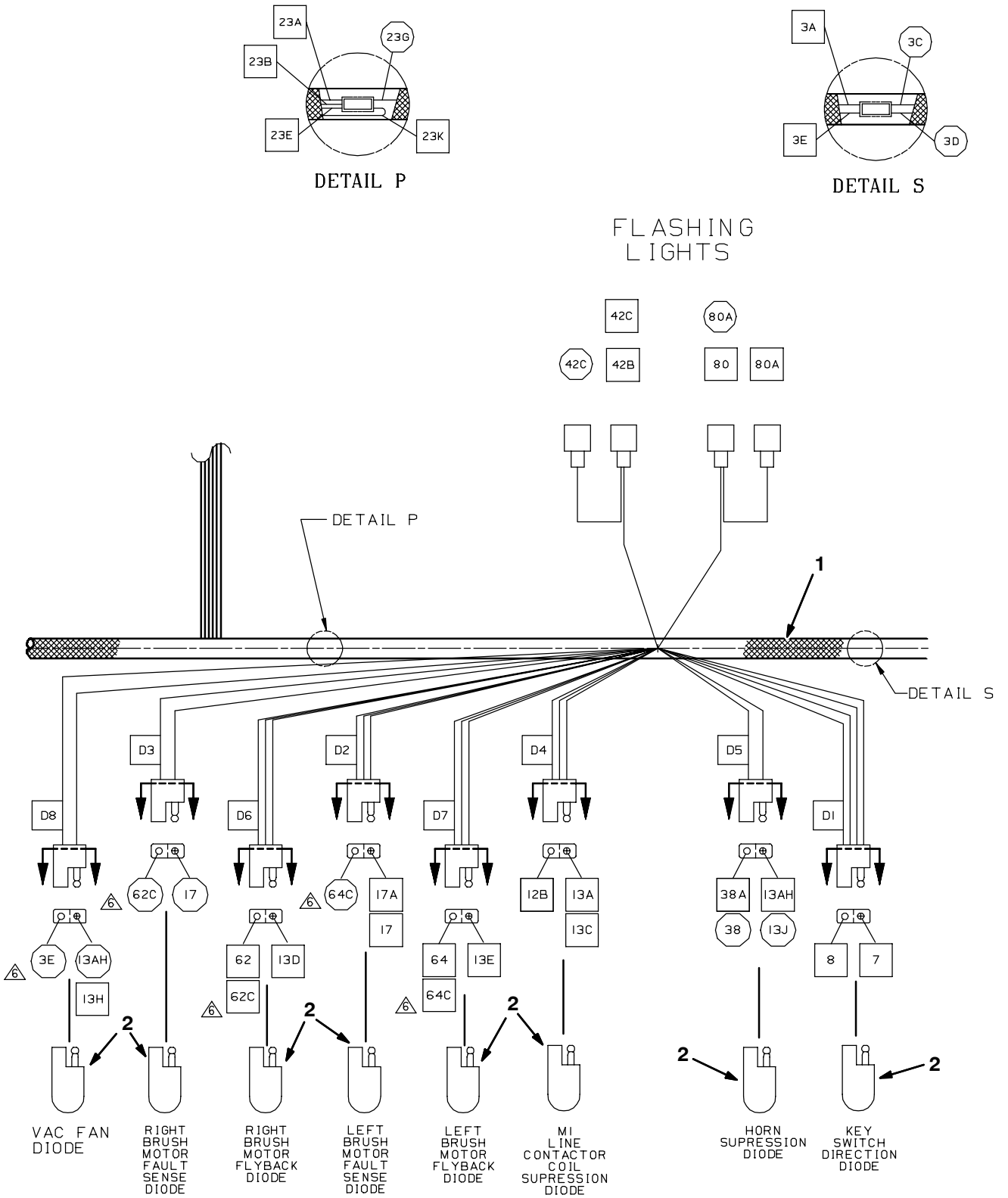


Fig. 26 - Wire Harness Group



STANDARD PARTS

Fig. 26 - Wire Harness Group

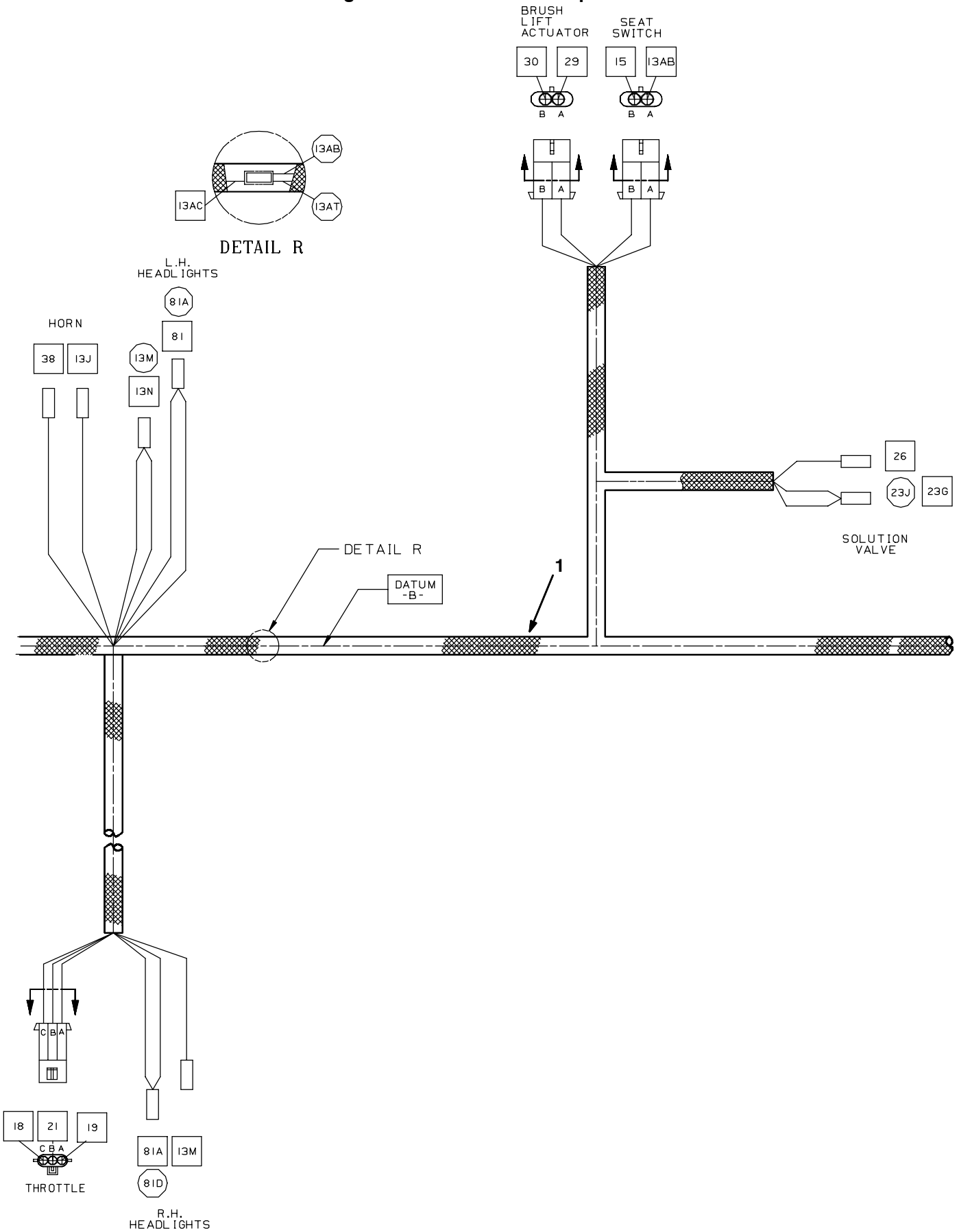
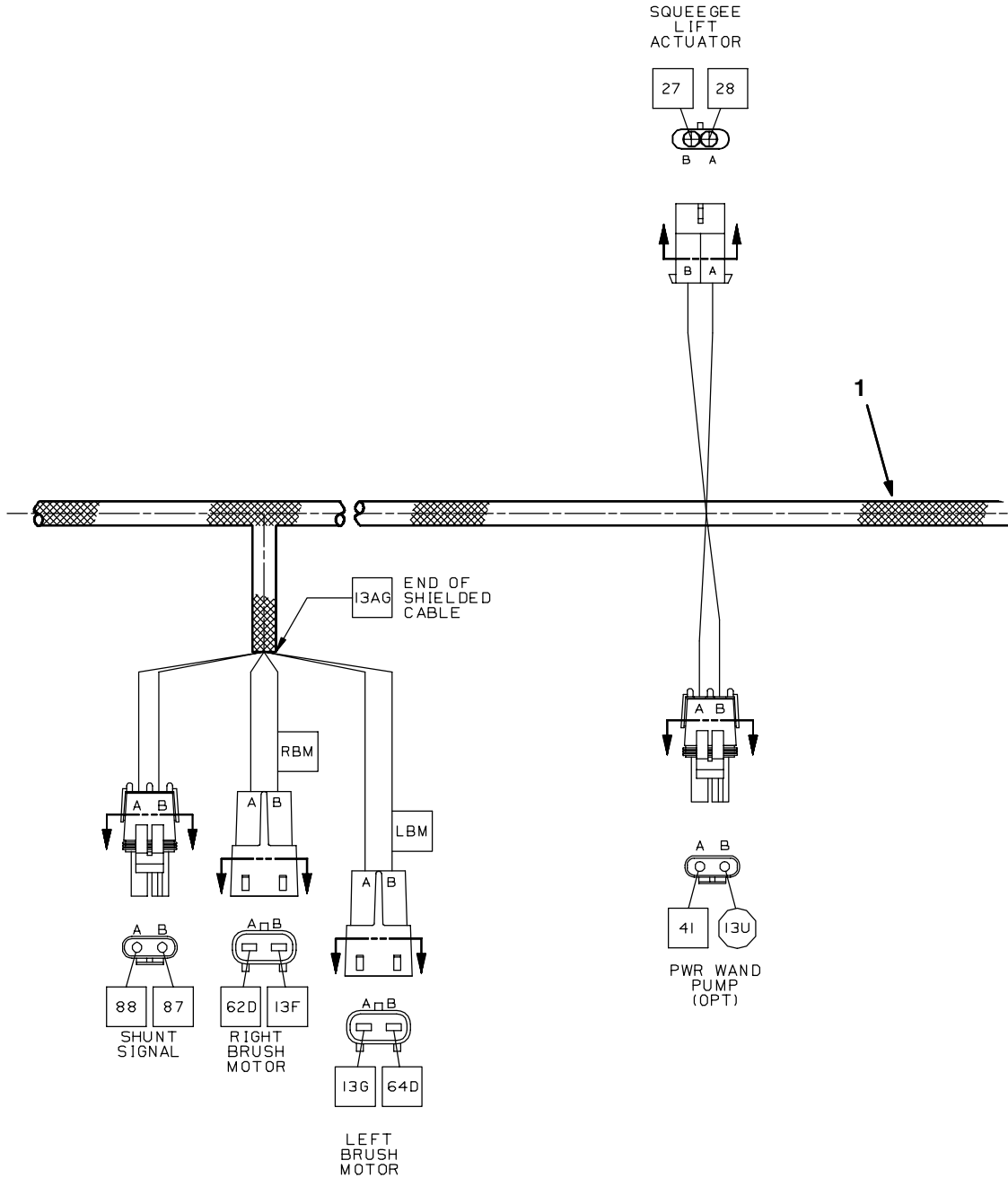


Fig. 26 - Wire Harness Group



STANDARD PARTS

Fig. 26 - Wire Harness Group

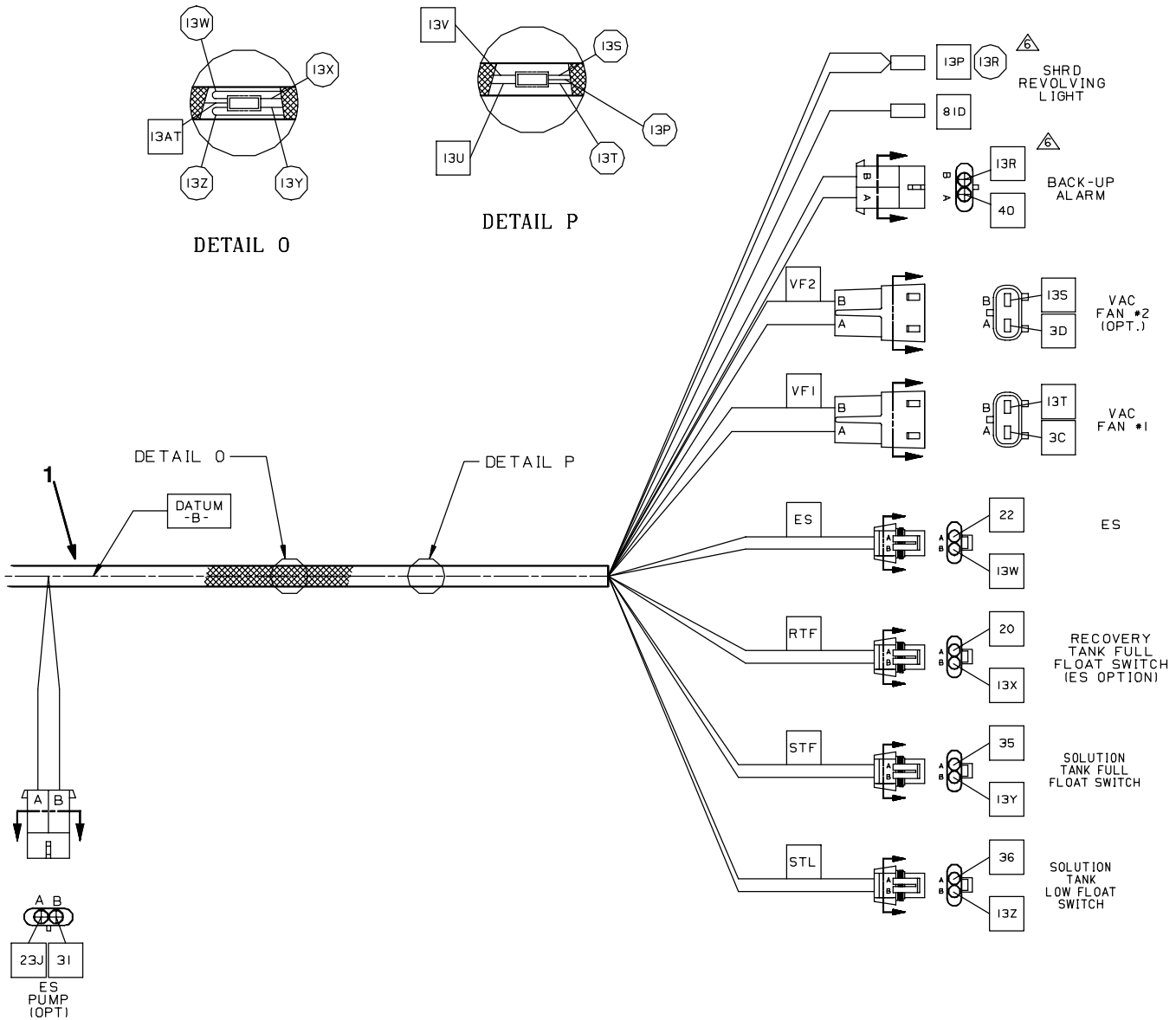
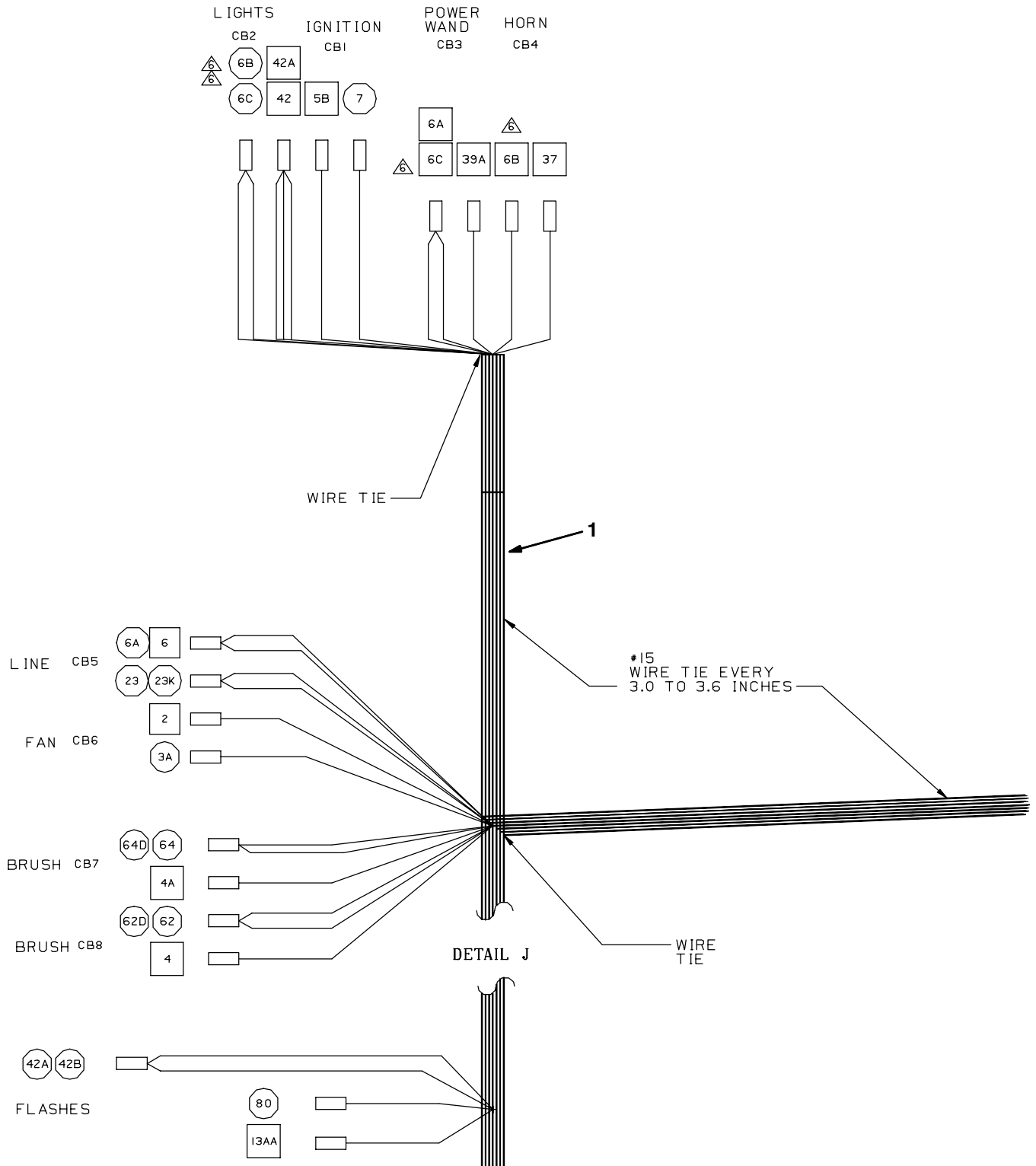


Fig. 26 - Wire Harness Group



STANDARD PARTS

Fig. 26 - Wire Harness Group

DETAIL E-E

NOTE: 13AG SHIELDED WIRE, CIRCUITS 87/CLR AND 88/BLK TO HAVE I.D. MARKINGS AT BOTH ENDS.

SOCKET NO.	WIRE NO.
1	○ 13AG
2	○ 87
3	○ 88

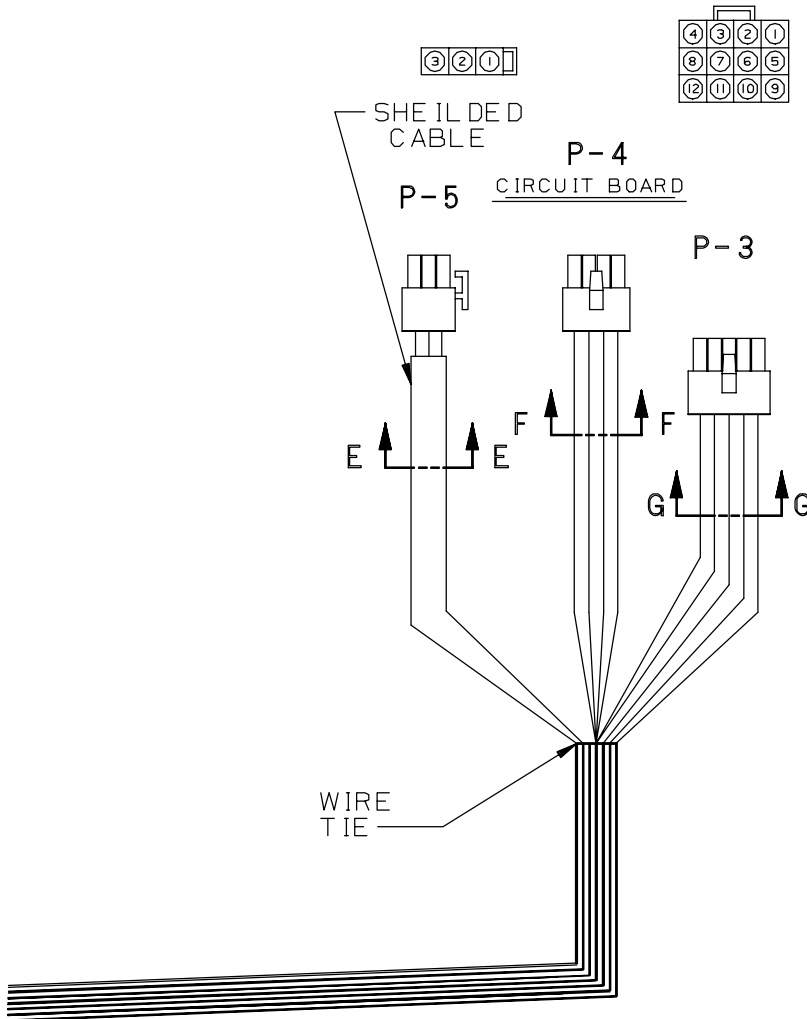
DETAIL E-E

SOCKET NO.	WIRE NO.
1	○ 23B
2	○ 22
3	○ 20
4	× N/U
5	□ 13AD
6	□ 14
7	× N/U
8	○ 36
9	○ 35
10	○ 17A
11	□ 9A
12	□ 16

DETAIL F-F

SOCKET NO.	WIRE NO.
1	× N/U
2	□ 23
3	□ 13AE
4	○ 29
5	○ 30
6	□ 34
7	○ 23A
8	□ 13AF
9	□ 33
10	○ 27
11	□ 25
12	□ 24
13	○ 26
14	○ 31
15	○ 28

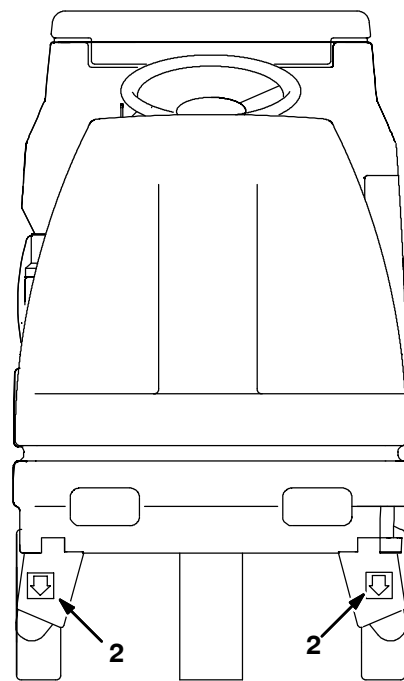
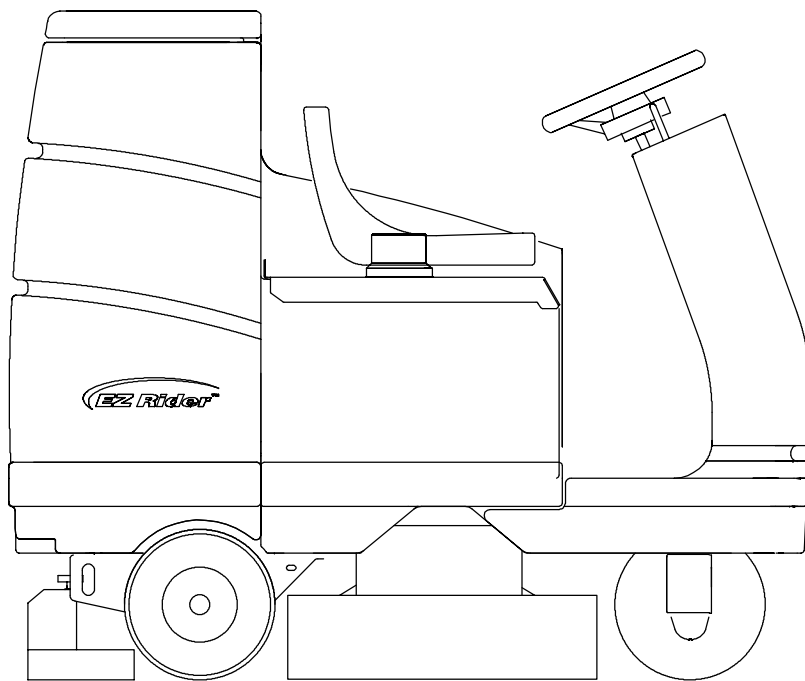
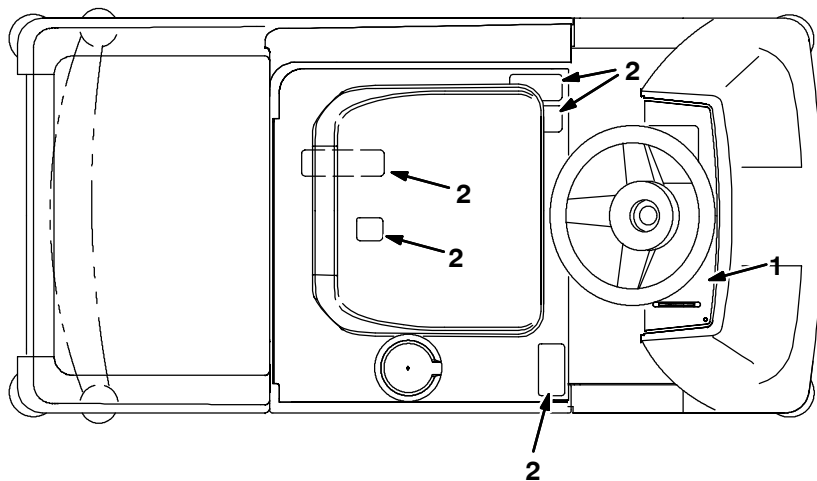
DETAIL G-G



353488

Ref.	Tennant-Part No.	Description	Qty.
1	390603	Harness, Main	1
2	222290	Diode, Ele, Plug	8

Fig. 27 - Label Group



353508

Ref.	Tennant-Part No.	Description	Qty.
1	391359	Label Set, Opertnl	1
2	391297	Label Set, Info/hzrd	1

STANDARD PARTS

SECTION 3

Contents	Page
Fig. 1 - Quick Mop™ Kit	3-2
Fig. 2 - Heavy Duty Disk Scrub Head Drive Motor Group, 700 mm (28 in)	3-4
Fig. 3 - Heavy Duty Disk Scrub Head Squeegee Group, 700 mm (28 in)	3-6
Fig. 4 - Cylindrical Scrub Head Drive Motor Group, 700 mm (28 in)	3-8
Fig. 5 - Cylindrical Scrub Head Frame Group, 700 mm (28 in)	3-10
Fig. 6 - Cylindrical Scrub Head Squeegee Group, 700 mm (28 in)	3-12
Fig. 7 - Backup Alarm Kit	3-14
Fig. 8 - Battery Kit, Wet, 244AH	3-16
Fig. 9 - Battery Charger Group	3-17
Fig. 10 - Solid Non-Marking Tire Assembly, Rear	3-18
Fig. 11 - Documentation Group	3-19

OPTIONS

Fig. 1 - Quick Mop™ Kit

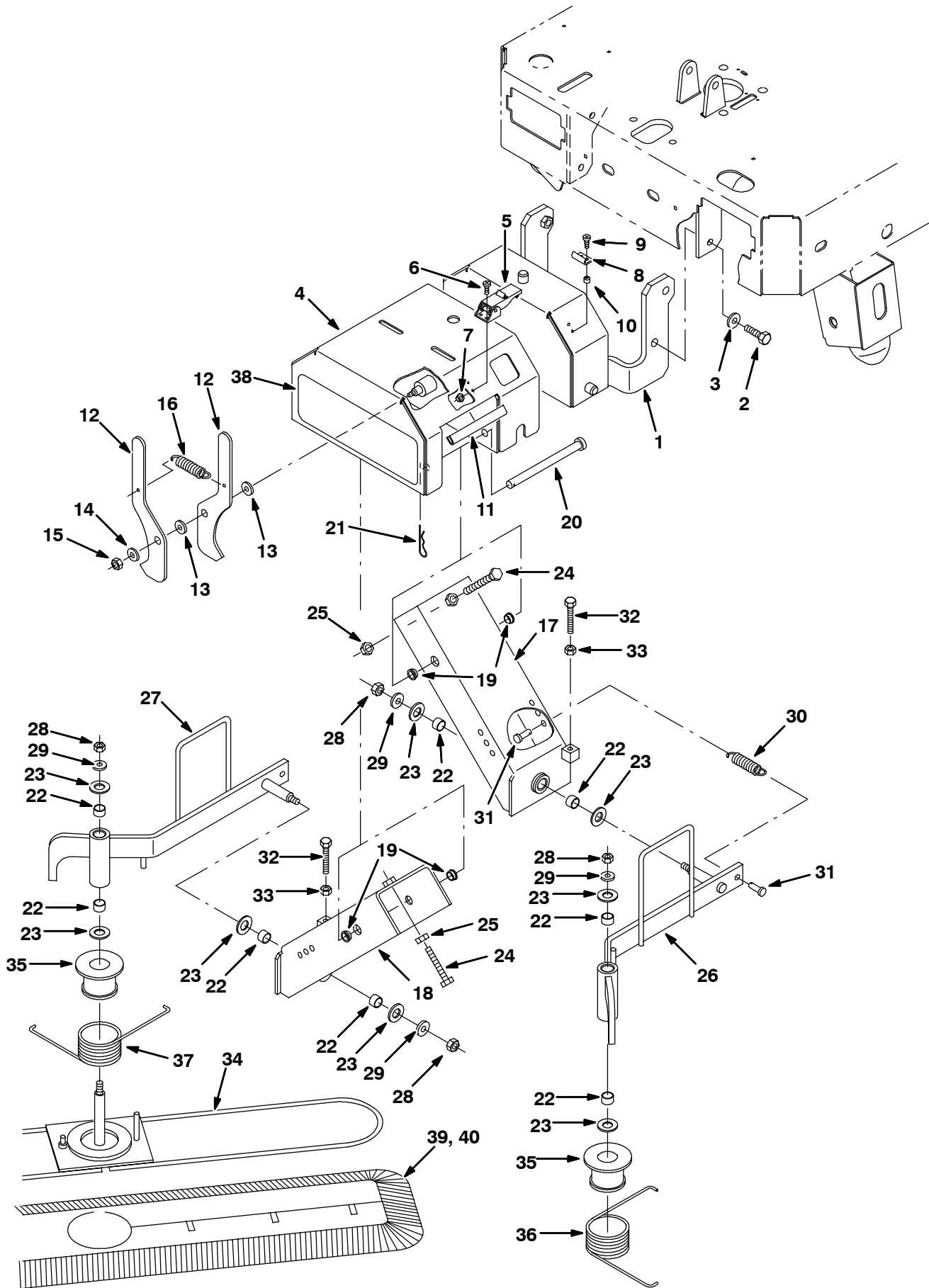


Fig. 1 - Quick Mop™ Kit

Ref.	Tenant-Part No.	Description	Qty.
▽	391051	Kit, Ci, V-Mop	1
▲	1 391257	Bumper Wldt, V-Mop	1
▲	2 77347	Screw, Hex, M10 X 1.5 X 35, Ss	4
▲	3 01686	Washer, Flt, .38 Ss	4
▲	4 384287	Housing Wldt, Quick-Mop	1
▲	5 384418	Latch, Door	2
▲	6 49697	Screw, Pan, M04 X 0.7 X 10, Ss	4
▲	7 02850	Nut, Hex, Lock, M04 X 0.7, NI	4
▲	8 384419	Bracket, Keeper	2
▲	9 12323	Screw, Pan, M04 X 0.7 X 20, Ss	4
▲	10 65441	Spacer	4
▲	11 391287	Molding, Trim, Pvc, .08-.11 04.75l	2
▲	12 81542	Plate, Latch	2
▲	13 86860	Bearing, Thrust	2
▲	14 32491	Washer, Flt, .31 Std	1
▲	15 08709	Nut, Hex, Lock, M08 X 1.25, NI	1
▲	16 87816	Spring, Extn, 0.75od X 0.09wir, 2.5l	1
▲	17 81541	Channel Wldt, Lift, Lh	1
▲	18 81540	Channel Wldt, Lift, Rh	1
▲	19 15648	Bushing, Flng, 0.50b 0.59d 0.38l	4
▲	20 51225-1	Pin, Clevis, 0.50 D X 6.00l	2
▲	21 02942	Pin, Hair Cotter, 0.62 D .120 Wir	2
▲	22 07449	Bushing, Sleeve, 0.62b 0.72d 0.50l, Fgl	8
▲	23 64425	Washer, Thrust, 0.61b 1.25d .06, Fgl	8
▲	24 76438	Screw, Hex, M10 X 1.5 X 90, FI	2
▲	25 39312	Nut, Hex, Std, M10 X 1.5	2
▲	26 81539	Arm Wldt, Lift, Mop, Lh	1
▲	27 81538	Arm Wldt, Lift, Mop, Rh	1
▲	28 41430	Nut, Hex, Lock, M10 X 1.5, NI	4
▲	29 32492	Washer, Flt, .38 Std	4
▲	30 15047	Spring, Extn, 0.62od X 0.08wir, 3.0l	2
▲	31 39019	Pin, Clevis, 0.37 D X 0.75l	4
▲	32 363976	Screw, Hex, M08 X 1.25 X 60, FI	2
▲	33 39311	Nut, Hex, Std, M08 X 1.25	2
▲	34 81537	Frame Wldt, Mop, V	2
▲	35 83332	Spacer, Spring	2
▲	36 80317	Spring, Tors, 2.36id .18wir 07.5coil	1
▲	37 80318	Spring, Tors, 2.36id .18wir 07.5coil	1
▲	38 384265	Label, [Quick Mop]	1
▲	39 83347	Mop, Dust	2
▲	40 83348	Mop, Dust, Industrial	1

OPTIONS

Fig. 2 - Heavy Duty Disk Scrub Head Drive Motor Group, 700 mm (28 in)

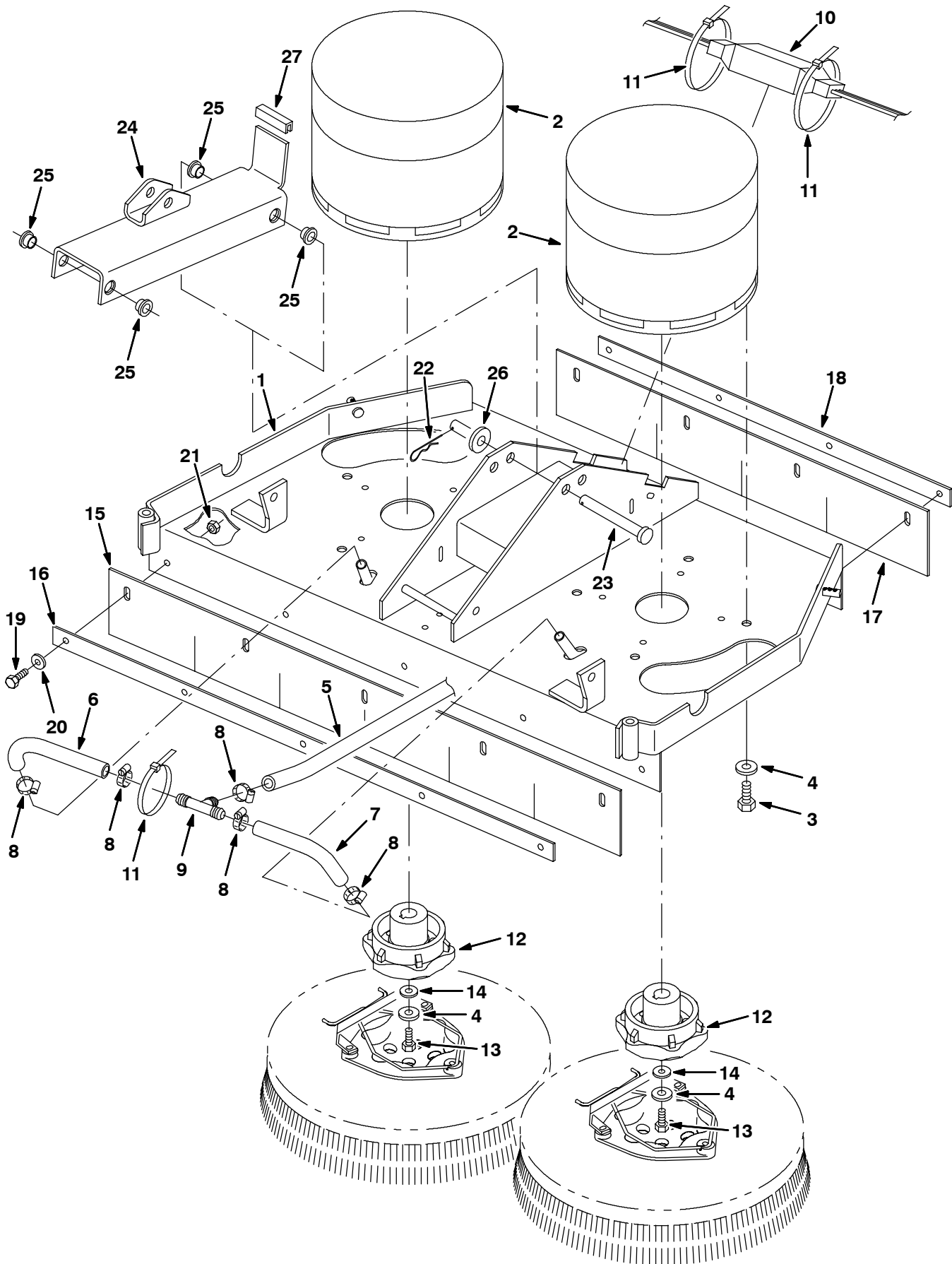


Fig. 2 - Heavy Duty Disk Scrub Head Drive Motor Group, 700 mm (28 in)

NOTE: Disk Scrub Head Kit, Tennant Part Number 391031, includes Fig. 2, and Fig. 3.

Ref.	Tennant- Part No.	Description	Qty.
1	391370	Head Wldt, Scb, Disk, 28 Inch	1
2	223358	Motor, Ele, 36vdc, 0.80hp, 0320rpm (See Breakdowns)	2
3	02994	Screw, Hex, .38-16 X 0.75, Ss	8
4	01686	Washer, Flt, .38 Ss	10
5	390933	Hose, Vyl, Brd, 0.50id 0.69od 30.0l	1
6	390928	Hose, Vyl, Brd, 0.50id 0.69od 08.0l	1
7	391361	Hose, Soltn, Rwk	1
8	54333	Clamp, Hose, Wormdrive, 0.31-0.88d	5
9	63245-1	Fitting, Plstc, Tee, Bm08/Bm08/Bm08	1
10	222836	Shunt	1
11	44961	Tie, Cable, Nyl, 14.5l .30w 4.0 Max D	3
12	222506	Hub, Drive, Brush	2
13	02991	Screw, Hex, .31-18 X 0.75, Ss	2
14	41186	Washer, Belleville, .31	2
15	390633	Skirt, Front, Scb, Disk, 28 Inch	1
16	390635	Strip, Retainer, Skirt, Front, 28 Inch	1
17	390634	Skirt, Rear, Scb, Disk, 28 Inch	1
18	390636	Strip, Retainer, Skirt, Rear, 28 Inch	1
19	08716	Screw, Hex, M06 X 1.0 X 20, Ss	9
20	01684	Washer, Flt, .25 Ss	9
21	08712	Nut, Hex, Lock, M06 X 1.0, NI, Ss	9
22	02942	Pin, Hair Cotter, 0.62 D .120 Wir	1
23	222196	Pin, Clevis, 0.50 D X 4.00l	1
24	390741	Channel Wldt, Lift Tool	1
25	15648	Bushing, Flng, 0.50b 0.59d 0.38l	4
26	32486	Washer, Flt, .50 Sae	1
27	223645	Molding, Trim, Rbr, .13 03.0	1

OPTIONS

Fig. 3 - Heavy Duty Disk Scrub Head Squeegee Group, 700 mm (28 in)

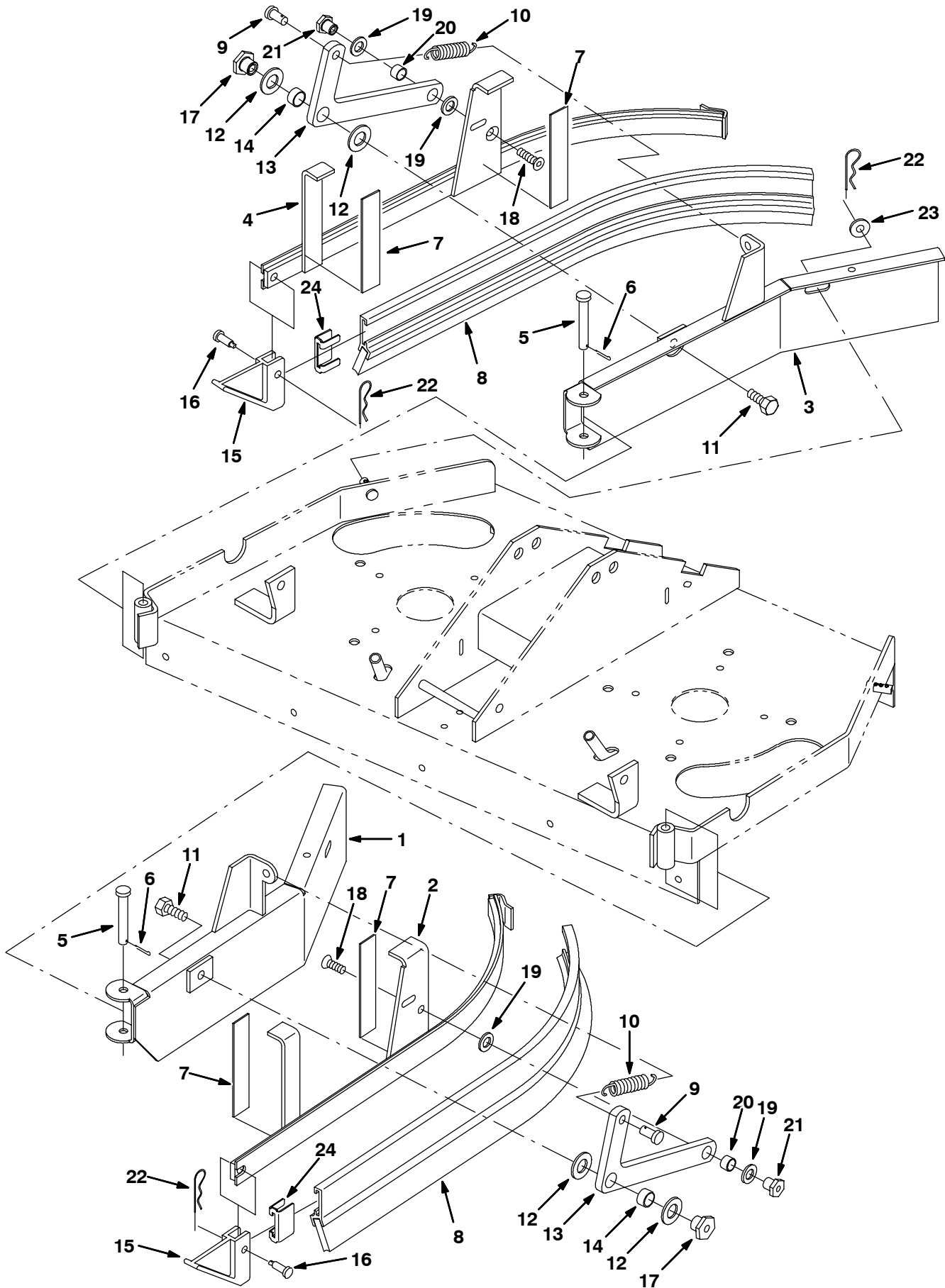


Fig. 3 - Heavy Duty Disk Scrub Head Squeegee Group, 700 mm (28 in)

NOTE: Disk Scrub Head Kit, Tennant Part Number 391031, includes Fig. 2, and Fig. 3.

Ref.	Tennant- Part No.	Description	Qty.
1	390702	Door Wldt, Mtg, Lh, 28 Inch Disk	1
2	390707	Bladeholder Wldt, Sqge, Disk, Lh	1
3	390710	Door Wldt, Mtg, Rh, 28 Inch Disk	1
4	390720	Bladeholder Wldt, Sqge, Disk, Rh	1
5	391179	Pin, Clevis, 0.37 D X 2.62l	2
6	08182	Pin, Cotter, .125 X 1.00	2
7	390988	Tape, [Protective], .0080th, 1.0w, 5.0l	4
8	86859	Blade Assy, Sqge, Side	2
9	39019	Pin, Clevis, 0.37 D X 0.75l	2
10	15047	Spring, Extn, 0.62od X 0.08wir, 3.0l	2
11	09291	Screw, Hex, M10 X 1.5 X 20, Ss	2
12	64425	Washer, Thrust, 0.61b 1.25d .06, Fgl	4
13	25709	Bellcrank, Lift, Sqge	2
14	71607	Bushing, Sleeve, 0.63b 0.72d 0.38l	2
15	86865	Guide, Side Sqge	2
16	69582	Pin, Clevis, 0.31 D X 1.00l	2
17	391345	Nut, T, M 10 X1.5 0.623od .516lg	2
18	79246	Screw, Flat, M08-1.25x 20, Ss	2
19	86860	Bearing, Thrust	4
20	64173	Bushing, Sleeve, 0.50b 0.59d 0.38l, Stl	2
21	391346	Nut, T, M8x1.25 X0.498od, 0.516lg	2
22	44906	Pin, Hair Cotter, 0.69 D .092 Wir	4
23	32491	Washer, Flt, .31 Std	2
24	86759	Retainer, Sqge	2

OPTIONS

Fig. 4 - Cylindrical Scrub Head Drive Motor Group, 700 mm (28 in)

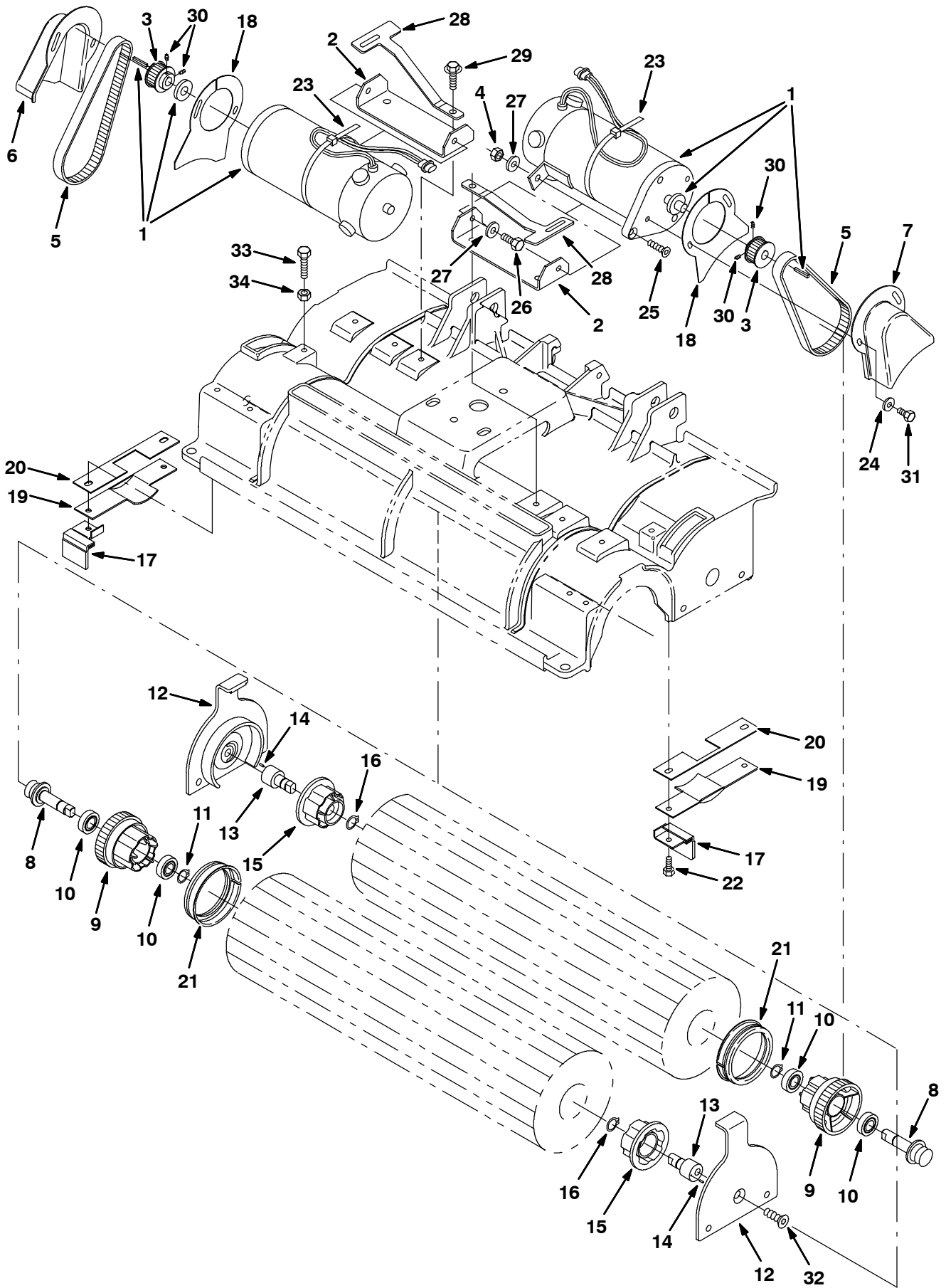


Fig. 4 - Cylindrical Scrub Head Drive Motor Group, 700 mm (28 in)

NOTE: Cylindrical Scrub Head Kit, Tennant Part Number 391033, includes Fig. 4, Fig. 5, and Fig. 6.

Ref.	Tennant- Part No.	Description	Qty.	
1	374175	Motor Assy, Ele, 36Vdc, 0.75Hp (See Breakdowns)	2	
2	223564	Bracket, Mtg, Motor	2	
3	375195	Sprocket, Timing, 22tooth, 0.50b	2	
4	08713	Nut, Hex, Lock, M08 X 1.25,NI, Ss	4	
5	222201	Belt, Synchronous, 15mm 05p 500l	2	
6	223560	Guard, Belt, Rh	1	
7	223561	Guard, Belt, Lh	1	
▽	222751	Plug Assy, Drive, Brush	2	
▲	8	222176	Shaft, Drive Plug	1
▲	9	222062	Plug, Drive, Brush	1
▲	10	41360	Bearing, Ball, 0.59b 1.26d 0.35w	2
▲	11	01516	Ring, Retaining, Ext, 0.59d, Basic	1
12	369460	Door, Brush	2	
▽	222752	Plug Assy, Idler, Brush	2	
▲	13	222177	Shaft, Idler Plug	1
▲	14	222184	Pin, Roll, .090 D 0.25l, .094/.097	1
▲	15	379202	Plug, Idler, Brush	1
▲	16	01516	Ring, Retaining, Ext, 0.59d, Basic	1
17	223568	Deflector, Water	2	
18	223563	Guard, Belt, Drive, Scrbr Head, Lh	2	
19	223566	Bracket, Shield	2	
20	223569	Gasket, Shield	2	
21	222820	Seal, Ring	2	
22	15678	Screw, Hex, M06 X 1.0 X 16, Ss	4	
23	44961	Tie, Cable, Nyl, 14.5l .30w 4.0 Max D	2	
24	01684	Washer, Flt, .25 Ss	4	
25	79506	Screw, Flat, M08-1.25x 30, Ss	2	
26	09740	Screw, Hex, M08 X 1.25 X 20, Ss	2	
27	01685	Washer, Flt, .31 Ss	4	
28	222209	Spring, Flt, Door, Scrbr Head	2	
29	76099	Screw, Hex, M08 X 1.25 X 25, Fmg	4	
30	222818	Screw, Set, #08-32 X 0.25, NI	4	
31	15678	Screw, Hex, M06 X 1.0 X 16, Ss	4	
32	390996	Screw, Flat, M10 X 1.5 X 20, Ss, NI	2	
33	09023	Screw, Hex, M08 X 1.25 X 35, Ss FI	2	
34	08713	Nut, Hex, Lock, M08 X 1.25,NI, Ss	2	

OPTIONS

Fig. 5 - Cylindrical Scrub Head Frame Group, 700 mm (28 in)

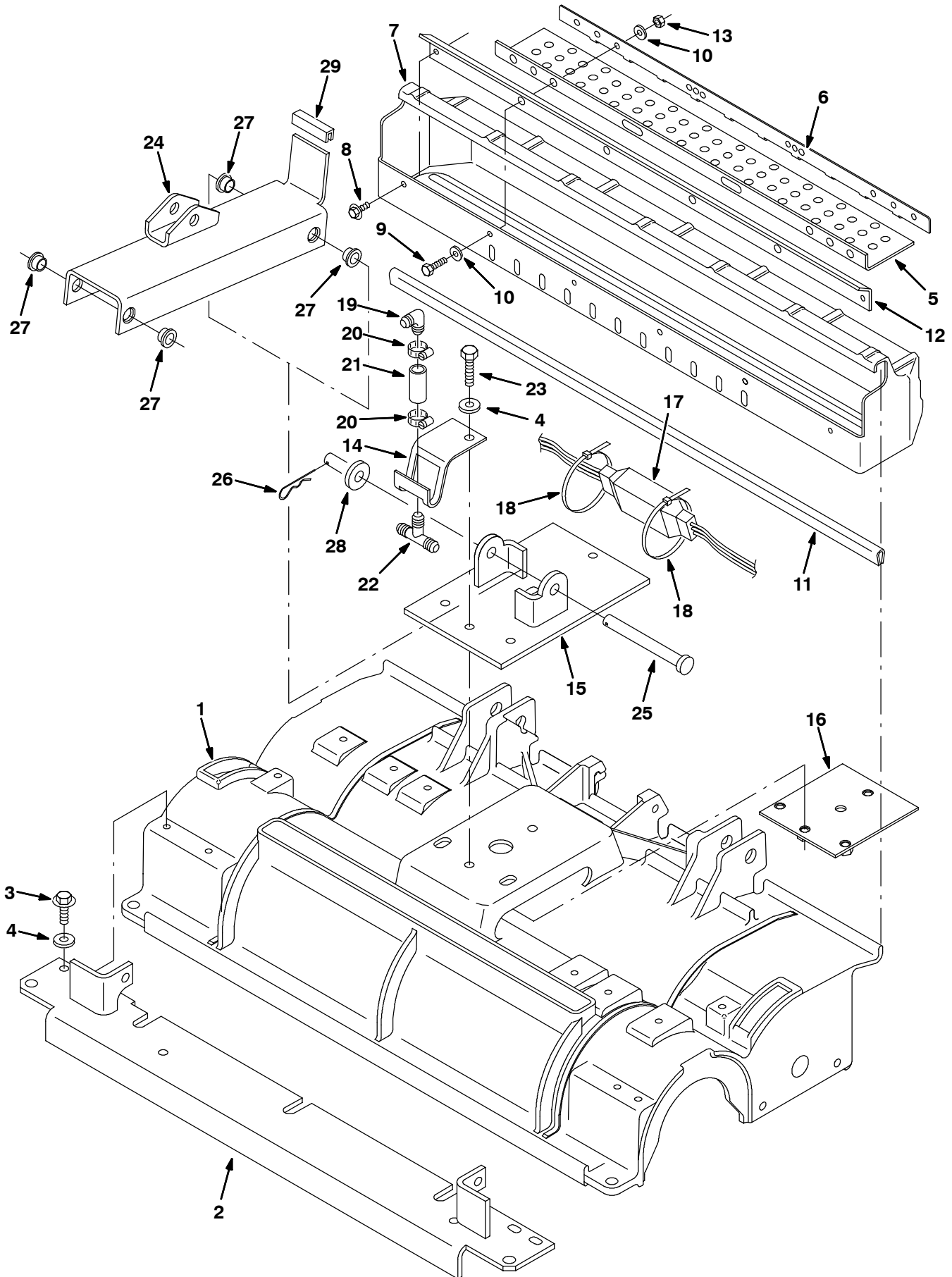


Fig. 5 - Cylindrical Scrub Head Frame Group, 700 mm (28 in)

NOTE: Cylindrical Scrub Head Kit, Tennant Part Number 391033, includes Fig. 4, Fig. 5, and Fig. 6.

Ref.	Tennant- Part No.	Description	Qty.
1	223571	Housing, Cyl, Mach 28	1
2	390641	Angle Wldt, Tool, Lift, Cyl, 28 Inch	1
3	76099	Screw, Hex, M08 X 1.25 X 25, Fmg	4
4	01685	Washer, Flt, .31 Ss	3
▽	222824	Kit, Tray, Debris, 28 In	1
▲	5 222669	Skirt	1
▲	6 222670	Strip, Debris Tray	1
▲	7 222167	Tray	1
▲	8 74455	Screw, Hex, M06 X 1.0 X 12, Fmg	2
▲	9 09007	Screw, Hex, M06 X 1.0 X 25, Ss	4
▲	10 01684	Washer, Flt, .25 Ss	8
▲	11 374006	Channel, .18 0.50 0.03 29.0l	1
▲	12 222203	Lip, Debris Tray, 28in	1
▲	13 08712	Nut, Hex, Lock, M06 X 1.0, NI, Ss	4
▲	14 222523	Bracket, Guide, Hose	1
15	393016	Plate Wldt, Tool, Lift, Cyl	1
16	223412	Plate, Mounting, Tool Lift, Sc	1
17	222835	Shunt	1
18	49263	Tie, Cable, Nyl, 11.4l .19w 3.0 Max D	2
19	63987-1	Fitting, Plstc, E90, Bm08/Bm08	1
20	54333	Clamp, Hose, Wormdrive, 0.31-0.88d	2
21	71793	Hose, Pvc, Clr, 0.50id 0.69od 01.50l	1
22	63245-1	Fitting, Plstc, Tee, Bm08/Bm08/Bm08	1
23	09011	Screw, Hex, M08 X 1.25 X 30, Ss	4
24	391387	Channel Wldt, Lift Tool, Cyl	1
25	59668	Pin, Clevis, 0.50 D X 4.50l	1
26	21120	Pin, Hair Cotter, 0.43 D .079 Wir	1
27	15648	Bushing, Flng, 0.50b 0.59d 0.38l	4
28	32486	Washer, Flt, .50 Sae	1
29	223645	Molding, Trim, Rbr, .13 03.0	1

OPTIONS

Fig. 6 - Cylindrical Scrub Head Squeegee Group, 700 mm (28 in)

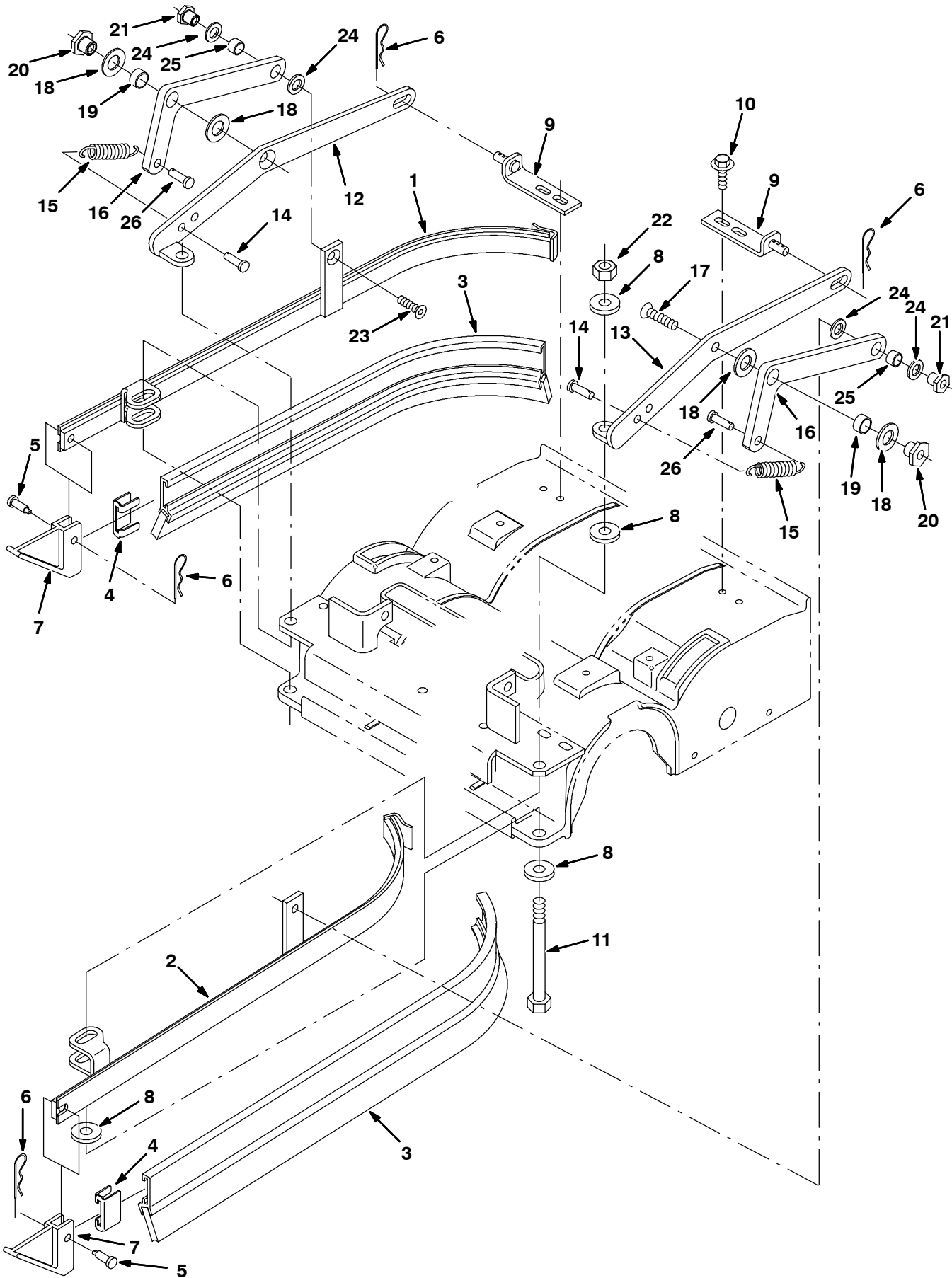


Fig. 6 - Cylindrical Scrub Head Squeegee Group, 700 mm (28 in)

NOTE: Cylindrical Scrub Head Kit, Tennant Part Number 391033, includes Fig. 4, Fig. 5, and Fig. 6.

Ref.	Tennant- Part No.	Description	Qty.
1	391327	Frame Wldt, Sqge, Side, Rh	1
2	391328	Frame Wldt, Sqge, Side, Lh	1
3	391334	Squeegee Assy, Side	2
4	86759	Retainer, Sqge	2
5	69582	Pin, Clevis, 0.31 D X 1.00l	2
6	44906	Pin, Hair Cotter, 0.69 D .092 Wir	4
7	86865	Guide, Side Sqge	2
8	33925	Washer, Flat, M12, 13x24x2.5ss	8
9	391176	Angle Wldt, Stop, Side Sqge, Cyl, Head	2
10	76099	Screw, Hex, M08 X 1.25 X 25, Fmg	4
11	19588	Screw, Hex, .50-13 X 5.00, 5	2
12	393017	Arm, Mtg, Link, Rh Sqge, Cyl Head	1
13	393018	Arm, Mtg, Link, Lh Sqge, Cyl Head	1
14	69582	Pin, Clevis, 0.31 D X 1.00l	2
15	15047	Spring, Extn, 0.62od X 0.08wir, 3.0l	2
16	25709	Bellcrank, Lift, Sqge	2
17	380587	Screw, Flat, M10 X 1.5 X 20, Ss	2
18	64425	Washer, Thrust, 0.61b 1.25d .06, Fgl	4
19	71607	Bushing, Sleeve, 0.63b 0.72d 0.38l	2
20	391345	Nut, T, M 10 X1.5 0.623od .516lg	2
21	391346	Nut, T, M8x1.25 X0.498od, 0.516lg	2
22	02931	Nut, Hex, Lock, .50-13, NI, Ss	2
23	79246	Screw, Flat, M08-1.25x 20, Ss	2
24	86860	Bearing, Thrust	4
25	64173	Bushing, Sleeve, 0.50b 0.59d 0.38l, Stl	2
26	39019	Pin, Clevis, 0.37 D X 0.75l	2

OPTIONS

Fig. 7 - Backup Alarm Kit

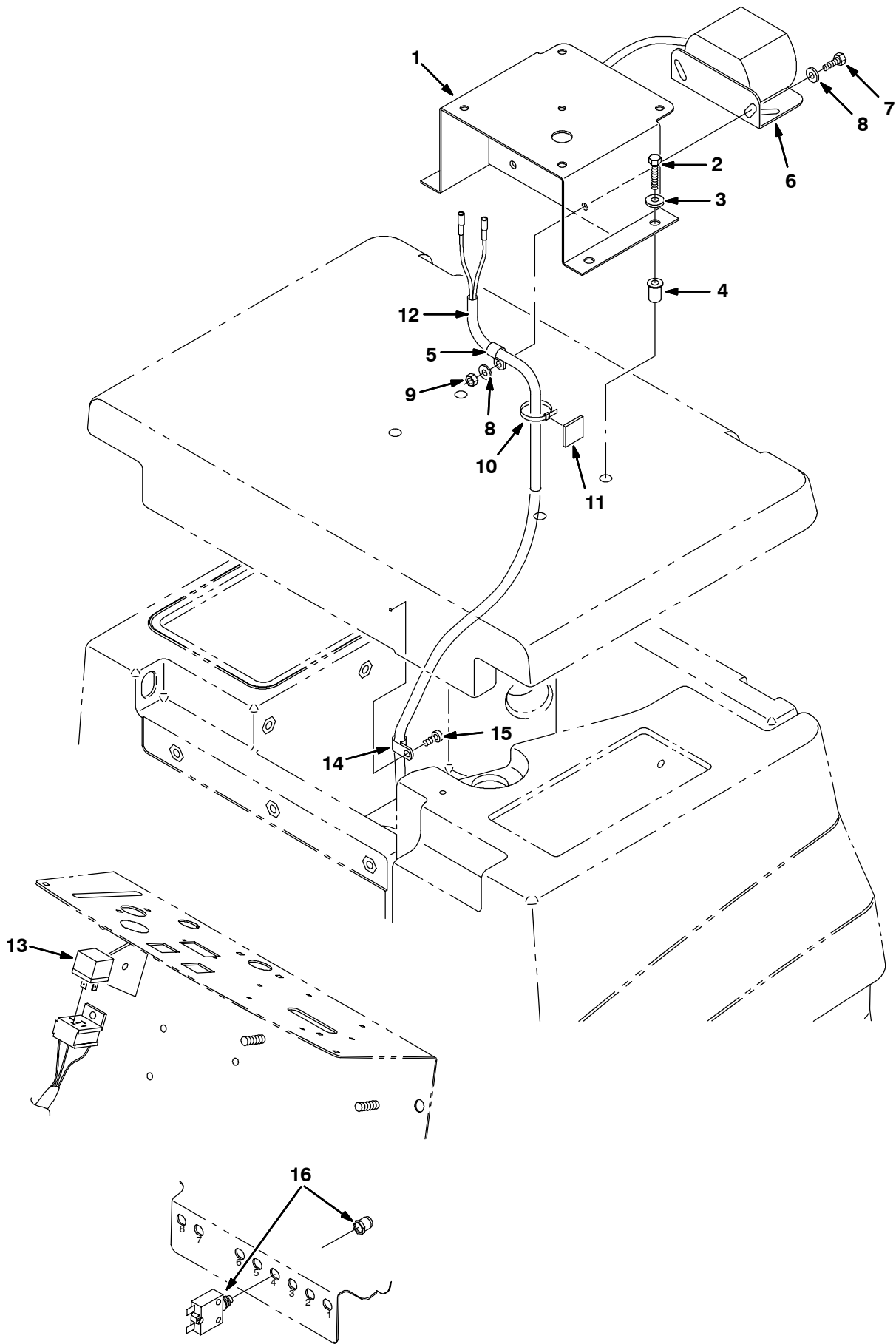
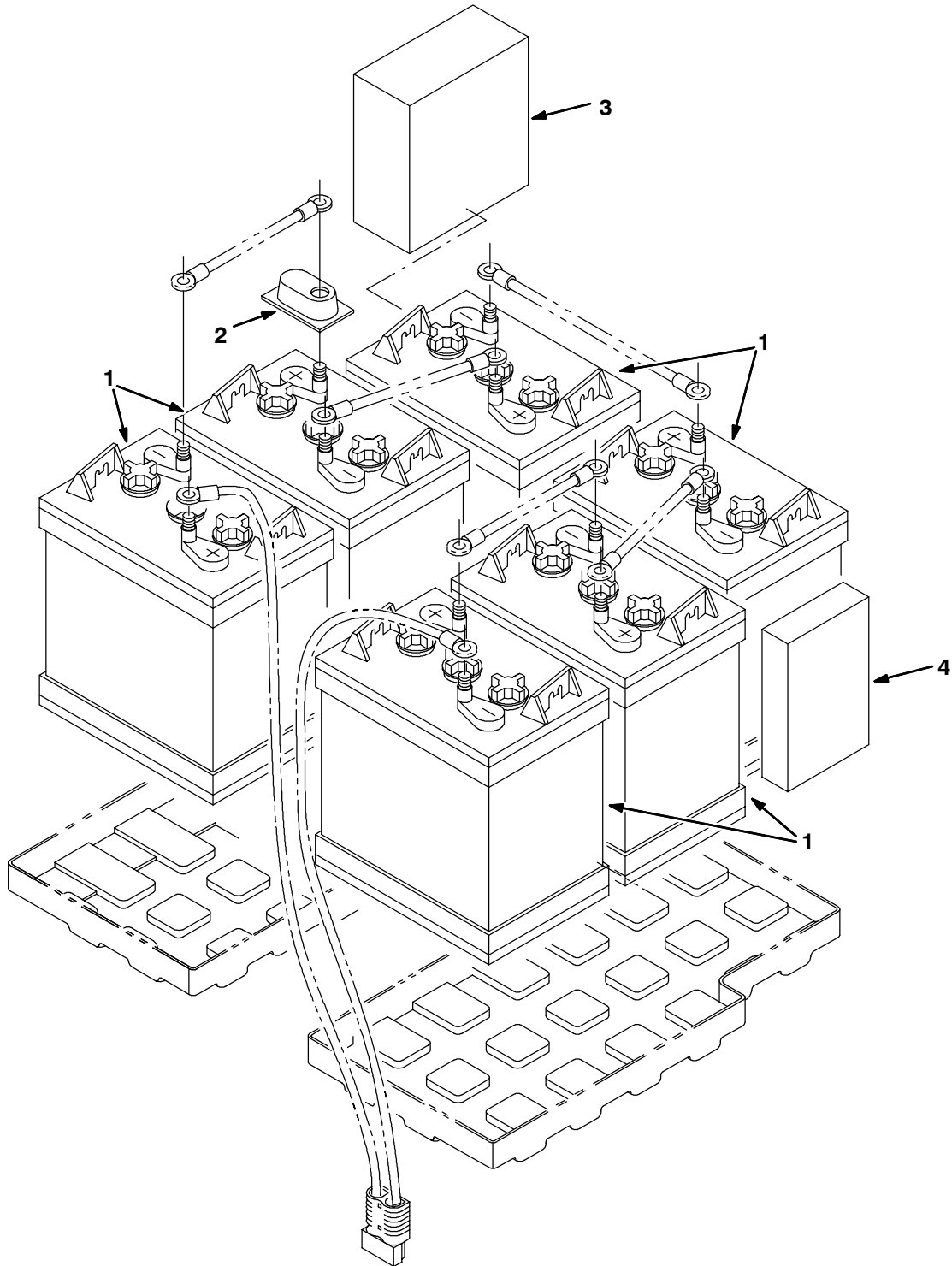


Fig. 7 - Backup Alarm Kit

Ref.	Tennant- Part No.	Description	Qty.
▽	391061	Kit, Ci, Alarm, Backup, W/ Bracket	1
▲	1 392962	Bracket Wldt, Light	1
▲	2 16951	Screw, Hex, .25-20 X 1.25, Sems	4
▲	3 32491	Washer, Flt, .31 Std	4
▲	4 397644	Nut, Isolator, .25-20 Wall Thk .187-.343	4
▲	5 26395-1	Clamp, Cable, Stl, 0.56d X 0.38w, 1h	1
▲	6 369349	Alarm Assy, Backup, 12-48vdc 82-102dba	1
▲	7 06943	Screw, Hex, M06 X 1.0 X 20, 8.8	2
▲	8 32483	Washer, Flt, .25 Sae	4
▲	9 08708	Nut, Hex, Lock, M06 X 1.0, NI	2
▲	10 49263	Tie, Cable, Nyl, 11.4l .19w 3.0 Max D	2
▲	11 55248	Mount, Cable Tie	1
▲	12 390778	Harness, Alarm	1
▲	13 398526	Relay, 36vdc, 5a, Spdt	1
▲	14 26395-2	Clamp, Cable, Stl, 0.38d X 0.38w, 1h	1
▲	15 360973	Screw, Pan, #12-16 X 0.50, F/ Plstc	1
▲	16 383721	Circuitbreaker, 10.0a	1

OPTIONS

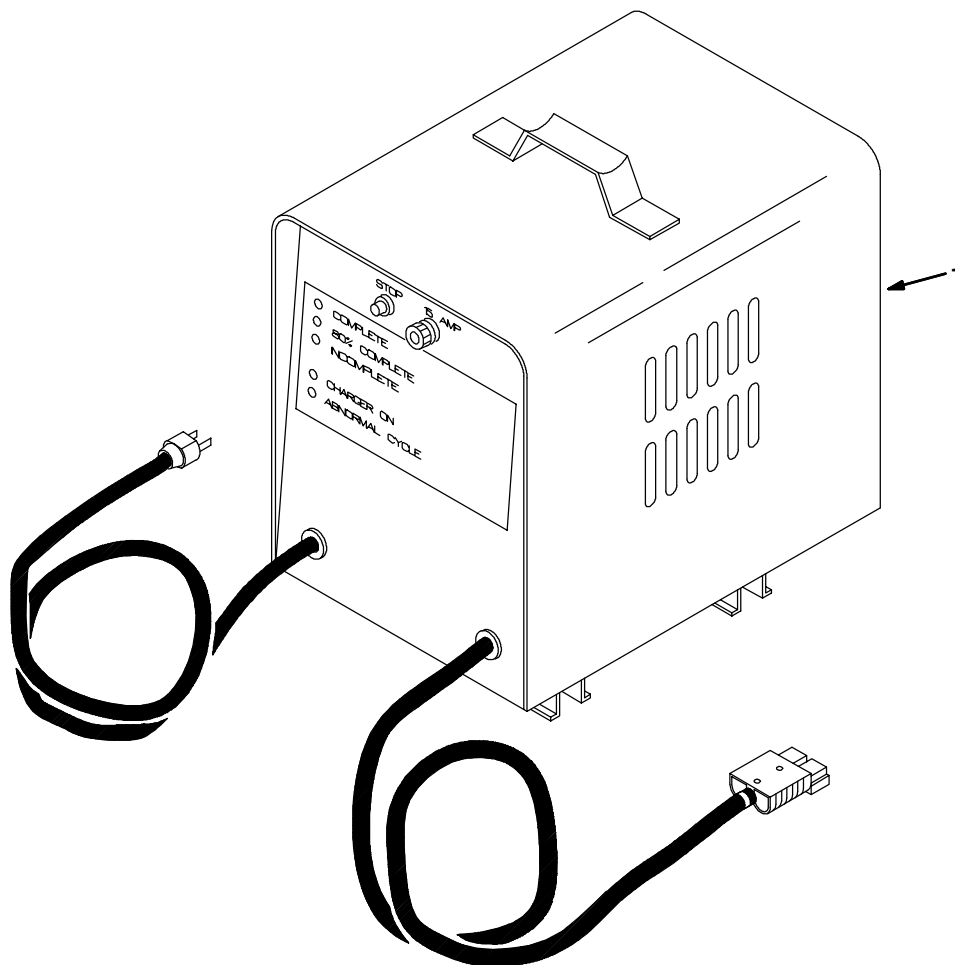
Fig. 8 - Battery Kit, Wet, 244AH



353482

Ref.	Tennant-Part No.	Description	Qty.
▽	390829	Kit, Ci, Battery, 36vdc, 244ah Wet	1
▲	1 390825	Battery, 06vdc, 244ah, Wet	6
▲	2 45962	Cover, Terminal, Battery, Pye	12
▲	3 391362	Spacer, Foam	1
▲	4 223639	Spacer, Battery 1.50x4.75x7.5	1

Fig. 9 - Battery Charger Group

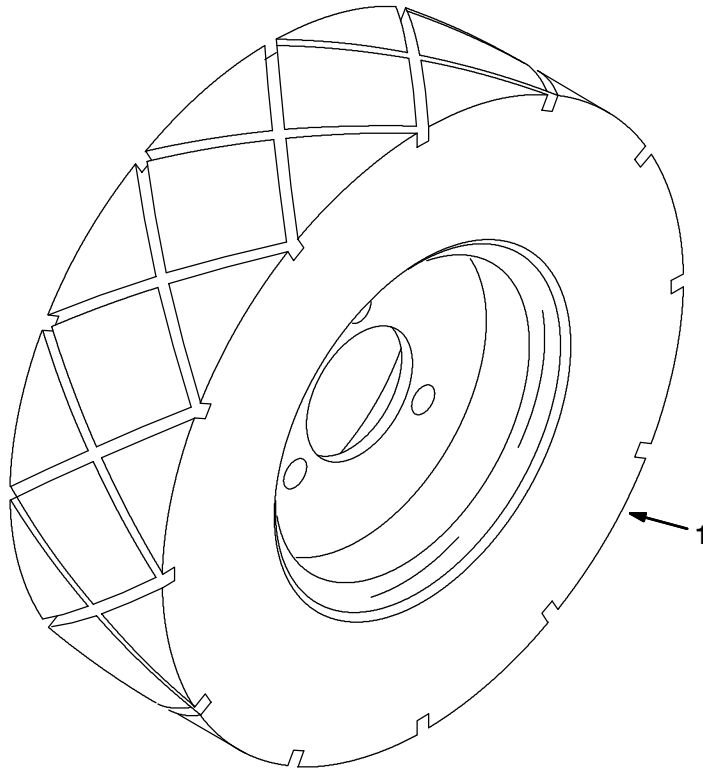


350771

Ref.	Tennant-Part No.	Description	Qty.
1	390841	Kit, Ci, Chrgr, 36vdc 025a 60hz 120vac	1
1	390845	Kit, Ci, Chrgr, 36vdc 025a 50hz 230vac	1

OPTIONS

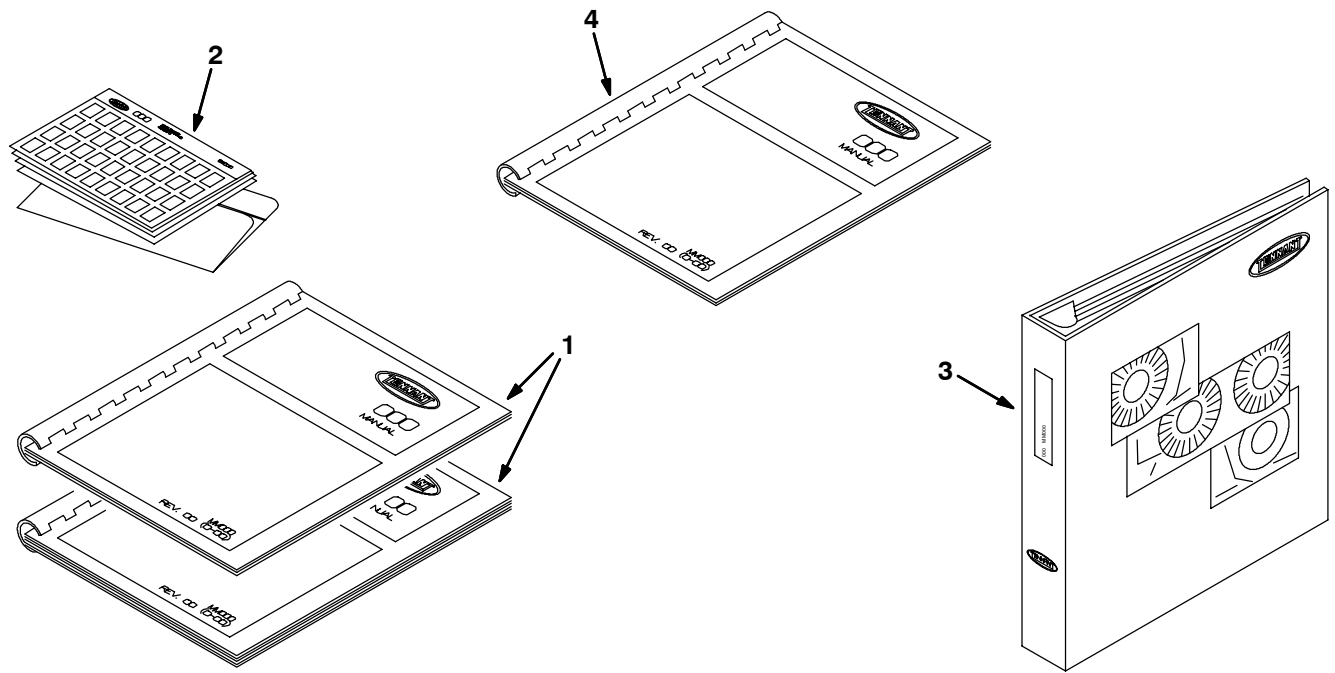
Fig. 10 - Solid Non-Marking Tire Assembly, Rear



352896

Ref.	Tennant- Part No.	Description	Qty.
1	369394	Tire, Solid Rear Non Mark 12X3	2

Fig. 11 - Documentation Group



07501 - Tennant

Ref.	Tennant-Part No.	Description	Qty.
1	330730	Manual Pkg, [Ez Rider Ele Na]	1
2	330731	Manual, Fiche, [Ez Rider Ele]	1
3	330725	Manual, Service, [Ez Rider Ele Na]	1
4	330732	Manual, Oprtr, [Ez Rider Ele Es Na]	1
4	330733	Manual, Oprtr, [Ez Rider Ele Fr Na]	1

OPTIONS

SECTION 4

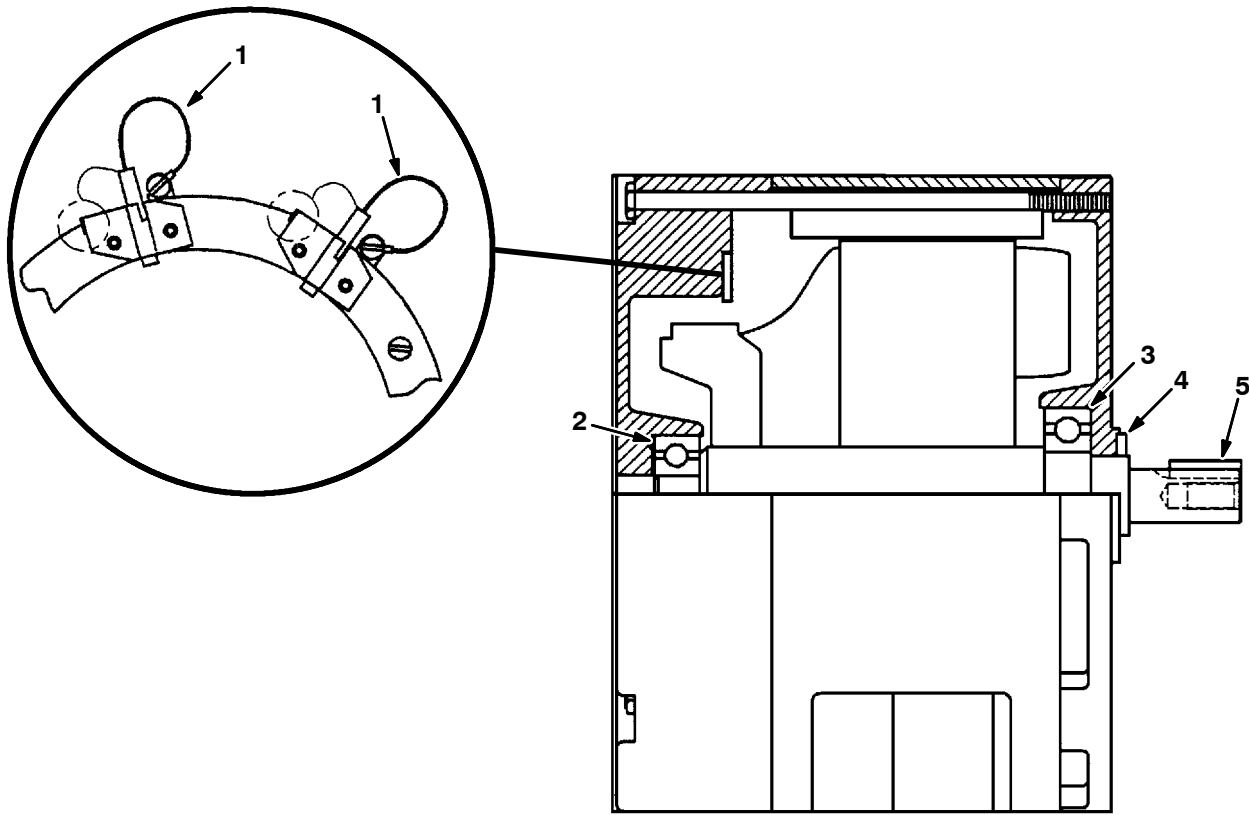
Contents	Page
Fig. 1 - Electric Motor Breakdown, 391296	4-2
Fig. 2 - Electric Motor Breakdown, 223358	4-4
Fig. 3 - Electric Motor Breakdown, 374175	4-5
Fig. 4 - Front Wheel Gearbox Breakdown, 390851	4-6

Fig. 1 - Electric Motor Breakdown, 391296

	Ref.	Tennant- Part No.	Description	Qty.
▽		130413	Fan, Vacuum	1
▲	1	37926	Housing	1
▲	2	61298	Fan	1
▲	3	01982	Clamp	2
▲	4	11756	Brush Mechanism	2
▲	5	01969	Screw	2
▲	6	01983	Comm. Bracket	1
▲	7	01856	Spring	1
▲	8	37909	Disc	1
▲	9	01842	Bearing	1
▲	10	01837	Bearing	1
▲	11	37912	Washer, Neo.	1
▲	12	18627	Spacer	1
▲	13	01971	Fan	1
▲	14	18628	Vacuum Fan	3
▲	15	18630	Spacer	2
▲	16	61300	Stationary Fan	1
▲	17	61297	Stationary Fan	1
▲	18	18631	Shell	1
▲	19	18632	Washer	1
▲	20	37929	Nut	1
▲	21	60386	Bracket, Fan End	1
▲	22	21765	Armature	1
▲		391343	Seal, Fan	1
▲		10925	Connector, 2 Conductor	1
▲		10926	Terminal, Female	2
▲		391350	Screen, Fan Inlet	1

BREAKDOWNS

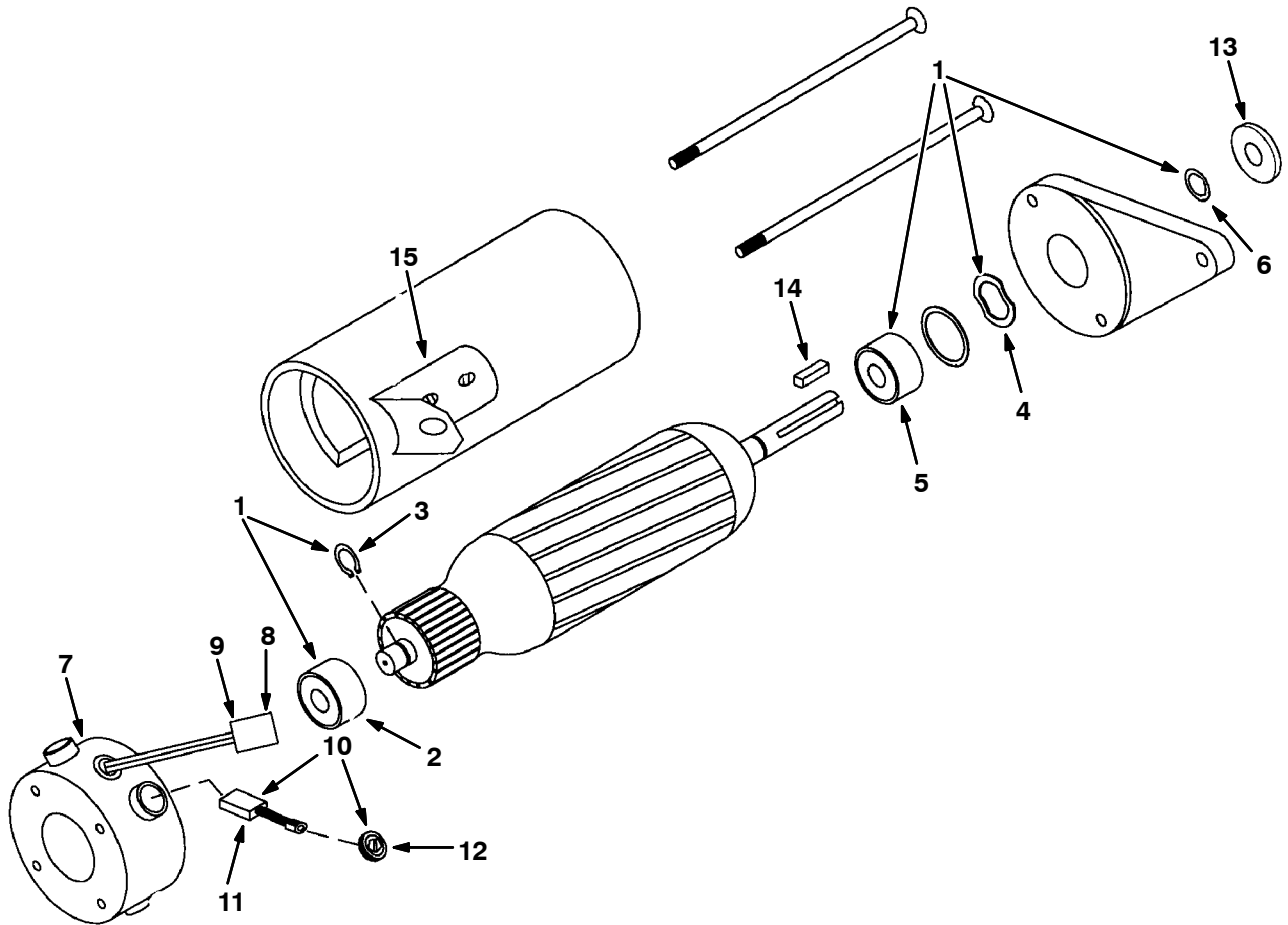
Fig. 2 - Electric Motor Breakdown, 223358



350783

Ref.	Tennant-Part No.	Description	Qty.
▽	223358	Motor, 36 Vdc, 0.8Hp, 320 Rpm	1
▲	1 222606	Brush Kit,	1
▲	2 222618	Bearing	1
▲	3 223351	Bearing Be	1
▲	4 223352	Oil Seal	1
▲	5 00928	Key Square 0.25 0.25 01.00 Lg	1
▲	10925	Connector, 2 Conductor	1
▲	24537	Terminal Female Metri-Pack	2

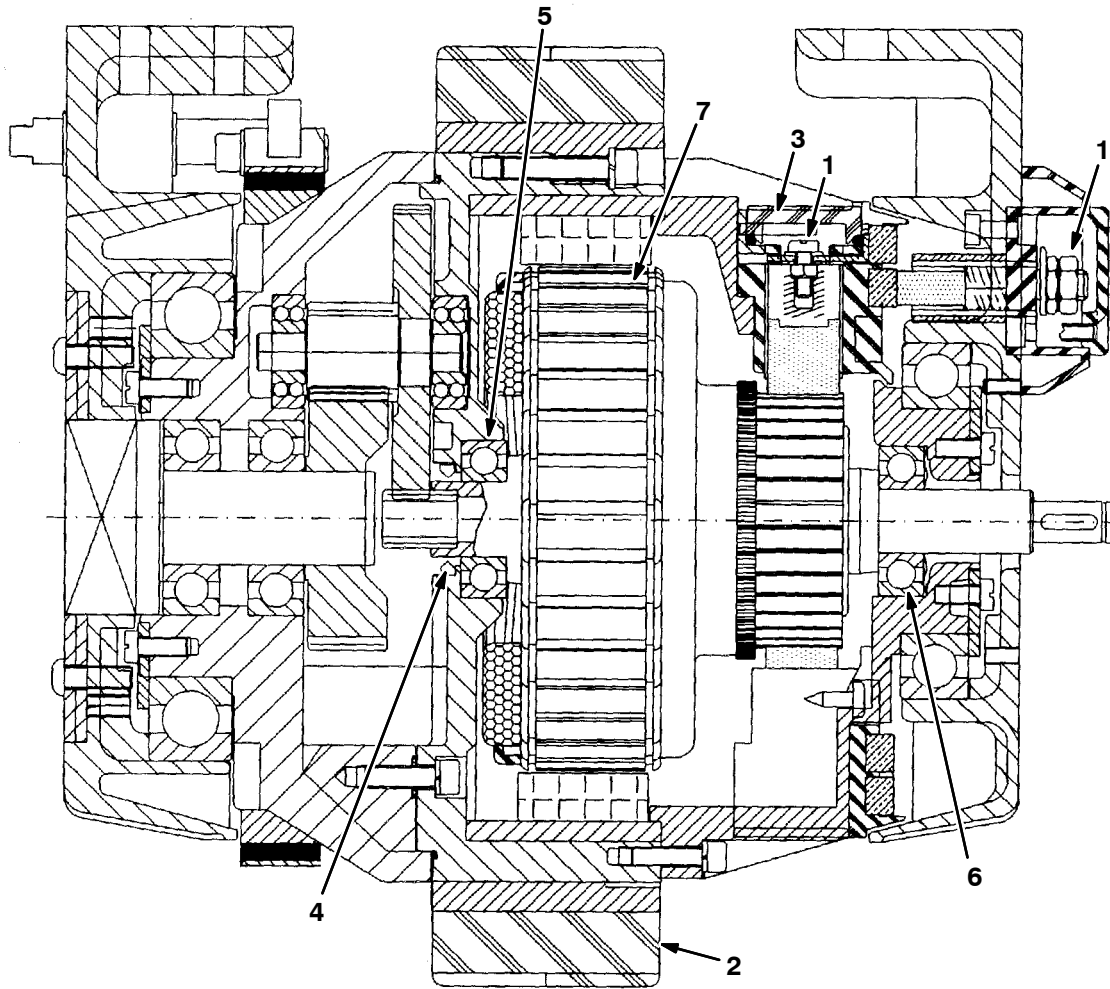
Fig. 3 - Electric Motor Breakdown, 374175



Ref.	Tennant-Part No.	Description	Qty.
▽	374175	Motor Assy, Ele, 36Vdc, 0.75Hp, 1700Rpm	1
▲▽	1 374176	Kit, Motor Bearing	1
▲▲	2 222635	Bearing	1
▲▲	3 222637	Ring, Snap	1
▲▲	4 375177	Washer, Spring	1
▲▲	5 375178	Bearing, Drive End	1
▲▲	6 375179	Seal	1
▲▽	7 374004	Endbell, Brush End, Motor-Ele	1
▲▲	8 10925	Connector, 2-Conductor	1
▲▲	9 24537	Terminal, Female	2
▲▽	10 222625	Kit, Brush	1
▲▲	11 222627	Brush	4
▲▲	12 222629	Cap, Brush Holder	4
▲	13 20536-2	Washer, 0.47b 1.19d .03, Nyl	1
▲	14 00954	Key, Sq, 0.12 X 0.12, 01.00l	1
▲	15 222877	Kit, Brace	1

BREAKDOWNS

Fig. 4 - Front Wheel Gearbox Breakdown, 390851



Ref.	Tenant-Part No.	Description	Qty.
▽	390851	Gearbox, Wheel, Front, 250mm	1
▲	1 391261	Kit, Brush, Motor	1
▲	2 391259	Tire, Pyu, 250mm	1
▲	3 391262	Kit, Brush, Cover	1
▲	4 391263	Seal, Ring	1
▲	5 391264	Bearing, Gearbox Side	1
▲	6 391265	Bearing, Motor Side	1
▲	7 391266	Armature, Assy, 250mm	1
▲	391271	Caliper, Brake	1
▲	391274	② Rotor, Brake, 14mm	1
▲	391270	① Rotor, Brake, 11mm	1

① Serial number (000000-xxxxxx)

② Serial number (xxxxxx-)

SECTION 5

CONTENTS	PAGE
PART NUMBER TO PAGE NUMBER CROSS REFERENCE LIST	5-2
PART DESCRIPTION TO PAGE NUMBER CROSS REFERENCE LIST	5-6

CROSS REFERENCE

PART NUMBER TO PAGE NUMBER CROSS REFERENCE LIST

Part Number	Page Number	Part Number	Page Number	Part Number	Page Number
00500-10	2-11	08712	2-7, 2-19, 2-21, 2-31, 2-37, 2-41, 2-47, 3-5, 3-11	16930	2-19
00912	2-11			16931	2-7, 2-9, 2-29
00926	2-31			16951	3-15
00928	4-4	08713	2-7, 2-47, 2-49, 3-9	17188	2-39
00954	4-5	08716	2-7, 2-21, 2-31, 2-35, 2-37, 3-5	17461	2-29
01516	3-9			18627	4-3
01684	2-7, 2-31, 2-35, 2-37, 2-41, 2-47, 3-5, 3-9, 3-11	09005	2-25	18628	4-3
		09007	2-47, 3-11	18630	4-3
01685	2-7, 2-13, 2-19, 2-21, 2-35, 2-37, 2-39, 2-43, 2-45, 2-47, 2-49, 3-9, 3-11	09010	2-47	18631	4-3
		09011	3-11	18632	4-3
		09023	3-9	19065	2-17, 2-23
		09062	2-21	19066	2-15, 2-17, 2-23
01686	2-29, 2-33, 2-47, 3-3, 3-5	09145	2-15, 2-17	19324	2-15
		09146	2-13	19588	3-13
01697	2-7	09198	2-5	20170	2-15
01713	2-15, 2-41	09206	2-41	20171	2-29, 2-45, 2-47
01754	2-13, 2-15	09228	2-23	20536-2	4-5
01837	4-3	09258	2-43	21120	3-11
01842	4-3	09291	2-33, 3-7	21765	4-3
01856	4-3	09570	2-7	222062	3-9
01969	4-3	09737	2-11, 2-13	222113	2-41
01971	4-3	09740	2-7, 2-35, 2-37, 2-39, 2-45, 2-47, 3-9	222159	2-19
01982	4-3			222167	3-11
01983	4-3	09767	2-49	222176	3-9
02076	2-43	1001959	2-19	222177	3-9
02185	2-45	10632	2-27	222184	3-9
02850	2-17, 2-23, 2-41, 3-3	10925	4-3, 4-4, 4-5	222190	2-41
02931	3-13	10926	4-3	222196	2-29, 2-31, 3-5
02942	2-29, 2-31, 3-3, 3-5	11109	2-25	222201	2-3, 3-9
02991	2-31, 3-5	11211	2-29	222203	3-11
02994	3-5	11442-3	2-41	222209	3-9
04051	2-43	11756	4-3	222233	2-47
04414	2-49	11869	2-41	222236	2-47
05280	2-13	12083	2-41	222244	2-49
06474A	2-23, 2-27, 2-45	12259	2-15	222268	2-49
06549	2-15, 2-17	12273	2-35, 2-39, 2-45	222290	2-60
06922	2-15	12274	2-23	222304	2-5
06930	2-17	12323	3-3	222305	2-5
06932	2-15	12472	2-3	222306	2-5
06933	2-17	130041	2-41	222320	2-5
06942	2-9, 2-19	130413	4-3	222321	2-5
06943	2-9, 2-17, 3-15	13248	2-7, 2-35, 2-39	222322	2-5
06944	2-9, 2-27	13513	2-27	222324	2-5
06957	2-7, 2-21	13534	2-25	222325	2-5
06963	2-27	140016	2-7	222326	2-5
07259	2-19	14601	2-27	222327	2-5
07449	3-3	14799	2-11	222493	2-17
07790	2-9, 2-13, 2-17	14838	2-5	222497	2-37
08170	2-21	14877	2-41	222504	2-19
08182	2-23, 2-27, 2-33, 2-45, 3-7	15047	2-33, 3-3, 3-7, 3-13	222505	2-49
		15539	2-5	222506	2-31, 3-5
08708	2-9, 2-15, 2-17, 2-21, 2-27, 3-15	15648	2-31, 2-45, 3-3, 3-5, 3-11	222523	3-11
				222606	4-4
08709	2-11, 2-27, 2-41, 3-3	15675	2-39	222607	2-27
08711	2-11	15678	2-19, 2-41, 3-9	222618	4-4
		16213	2-23	222625	4-5
		16236	2-9	222627	4-5
		16906	2-13	222629	4-5

Part Number	Page Number	Part Number	Page Number	Part Number	Page Number
222635	4-5	22892	2-15, 2-43	370091	2-5
222637	4-5	23191	2-49	370095	2-5
222669	3-11	24299	2-5	370100	2-49
222670	3-11	24537	4-4, 4-5	374004	4-5
222683	2-13	24672	2-31	374006	3-11
222751	3-9	25047	2-27	374041	2-5
222752	3-9	25537	2-9	374175	3-9, 4-5
222793	2-39	25709	2-33, 3-7, 3-13	374176	4-5
222794	2-49	25735	2-47	375177	4-5
222818	3-9	26395-1	2-7, 2-19, 3-15	375178	4-5
222820	3-9	26395-2	3-15	375179	4-5
222824	3-11	27880	2-41	375195	3-9
222835	3-11	29558	2-23, 2-45	375200	2-3
222836	3-5	31988	2-13	375411	2-9
222877	4-5	32483	2-7, 2-9, 2-13, 2-15, 2-17, 2-19, 2-23, 2-27, 3-15	375426	2-35
22297	2-37	32485	2-27	37909	4-3
22298	2-19	32486	2-23, 2-27, 2-29, 2-31, 3-5, 3-11	37912	4-3
223046	2-17	32490	2-15, 2-17, 2-19	379202	3-9
223047	2-17	32491	2-9, 2-29, 3-3, 3-7, 3-15	37926	4-3
223061	2-11	32492	2-23, 3-3	37929	4-3
223065	2-11	32493	2-11	380587	3-13
223068	2-11	32520	2-15	382786	2-13
223070	2-11	32899	2-27	383719	2-17
223072	2-11	32980	2-15, 2-41	383720	2-15
223073	2-11	32981	2-27	383721	2-15, 3-15
223075	2-11	32982	2-15	383723	2-15
223080	2-9	32983	2-9	383724	2-15
223153	2-19	32984	2-15	383910	2-35
223154	2-19	32988	2-27	384265	3-3
223157	2-19	330725	3-19	384287	3-3
223159	2-19	330730	3-19	384414	2-27
223160	2-19	330731	3-19	384418	3-3
223161	2-19	330732	3-19	384419	3-3
223235	2-41	330733	3-19	384462	2-17
223248	2-9	33925	3-13	385750	2-35
223320	2-27	33944	2-15	386326	2-35
223330	2-9	35972	2-45	386810	2-15
223351	4-4	360369	2-9	39005	2-23, 2-45, 2-49
223352	4-4	360370	2-9	39019	2-33, 3-3, 3-7, 3-13
223355	2-43	360930	2-37	390603	2-60
223356	2-43	360969	2-13	390607	2-17
223358	3-5, 4-4	360973	2-7, 2-13, 3-15	390614	2-13
223361	2-43	361076	2-13	390615	2-13
223412	3-11	361144	2-13	390633	2-3, 2-31, 3-5
223450	2-29	361339	2-7, 2-19	390634	2-3, 2-31, 3-5
223517	2-29	36191	2-21	390635	2-31, 3-5
223518	2-29	363087	2-23	390636	2-31, 3-5
223560	3-9	363976	3-3	390641	3-11
223561	3-9	363981	2-23	390665	2-29
223563	3-9	365095	2-39	390666	2-29
223564	3-9	36643	2-29	390670	2-49
223566	3-9	369345	2-25	390677	2-37
223568	2-3, 3-9	369349	3-15	390678	2-39
223569	2-3, 3-9	369394	3-18	390692	2-7
223571	3-11	369460	3-9	390694	2-9
223599	2-9	369702	2-7	390696	2-7
223600	2-27			390698	2-35
223601	2-27			390702	2-33, 3-7
223639	3-16			390707	2-33, 3-7
223645	2-31, 3-5, 3-11			390710	2-33, 3-7

CROSS REFERENCE

Part Number	Page Number	Part Number	Page Number	Part Number	Page Number
390720	2-33, 3-7	390992	2-29	391359	2-61
390741	2-31, 3-5	390993	2-13	391361	2-31, 3-5
390745	2-29	390996	3-9	391362	3-16
390748	2-29	391051	3-3	391368	2-37
390769	2-9	391061	3-15	391370	2-31, 3-5
390771	2-19	391071	2-49	391377	2-3, 2-49
390773	2-3, 2-49	391077	2-9	391378	2-3, 2-49
390774	2-15	391119	2-9	391381	2-11
390775	2-43	391121	2-17	391382	2-25
390777	2-31	391122	2-9	391384	2-3, 2-49
390778	3-15	391137	2-47	391386	2-3, 2-49
390779	2-41	391138	2-13	391387	3-11
390783	2-15	391139	2-41	391401	2-11
390785	2-19	391144	2-39	391402	2-47
390788	2-11	391145	2-35	391403	2-35
390789	2-7	391146	2-35	391434	2-37
390800	2-7	391147	2-7	39277	2-29, 2-41
390822	2-35, 2-39	391176	3-13	39284	2-11, 2-23
390825	3-16	391179	2-33, 3-7	392934	2-47
390829	3-16	391191	2-13	392962	3-15
390841	3-17	391192	2-41	392963	2-39
390845	3-17	391245	2-7	392966	2-23
390848	2-19	391250	2-41	392967	2-29
390849	2-31	391251	2-37	392968	2-21
390851	2-19, 4-6	391252	2-37	393016	3-11
390855	2-19	391257	3-3	393017	3-13
390856	2-21	391259	4-6	393018	3-13
390857	2-21	391261	4-6	39311	3-3
390867	2-23	391262	4-6	393117	2-43
390868	2-21	391263	4-6	393118	2-43
390879	2-19, 2-43, 2-47	391264	4-6	39312	3-3
390880	2-45	391265	4-6	393129	2-7, 2-39, 2-49
390882	2-3, 2-35	391266	4-6	39326	2-11
390883	2-3, 2-35	391270	4-6	39349	2-11, 2-15, 2-29, 2-35, 2-39, 2-41
390890	2-23	391271	4-6	39648	2-41
390892	2-21	391274	4-6	39658	2-13, 2-15
390893	2-21	391285	2-41	397644	3-15
390895	2-21	391287	3-3	397914	2-5
390899	2-41	391296	2-37	397974	2-5
390905	2-25	391297	2-61	398463	2-7
390926	2-41	391300	2-19	398526	3-15
390928	2-31, 3-5	391304	2-7	40607	2-35
390933	2-31, 3-5	391309	2-37	40678-1	2-9
390936	2-3, 2-49	391317	2-39	40758	2-47
390940	2-49	391318	2-39	41178	2-9, 2-19
390942	2-3	391319	2-39	41186	2-31, 3-5
390943	2-3, 2-49	391327	3-13	41187	2-11
390944	2-49	391328	3-13	41342	2-41
390946	2-3, 2-35	391334	2-3, 3-13	41360	3-9
390950	2-47	391335	2-41	41430	2-23, 2-27, 3-3
390960	2-45	391337	2-41	41440	2-41
390965	2-45	391338	2-35	41578	2-35
390970	2-45	391339	2-35	41619	2-45
390971	2-45	391341	2-35	41702	2-15
390975	2-47	391343	2-3, 2-37, 4-3	42133A	2-41
390979	2-45	391344	2-7	43611	2-41
390980	2-47	391345	2-33, 3-7, 3-13	44078	2-13
390982	2-49	391346	2-33, 3-7, 3-13	44906	2-33, 3-7, 3-13
390987	2-49	391350	2-37, 4-3	44961	2-31, 3-5, 3-9
390988	2-33, 3-7	391351	2-35		

Part Number	Page Number	Part Number	Page Number
45960	2-29	79246	2-33, 3-7, 3-13
45962	3-16	79273-2	2-41
46820	2-11	79506	3-9
49225	2-19	80317	3-3
49263	2-15, 3-11, 3-15	80318	3-3
49609	2-27	81537	3-3
49694	2-35, 2-39	81538	3-3
49697	3-3	81539	3-3
49800	2-35	81540	3-3
50269	2-29, 2-45, 2-47	81541	3-3
50682	2-29	81542	3-3
51109	2-23	81569	2-27
51225-1	3-3	81580	2-7, 2-35, 2-39
51534	2-29	81582	2-3, 2-49
54333	2-31, 2-41, 3-5, 3-11	81672	2-23
54745	2-23	81685	2-21
55248	2-15, 3-15	81942	2-27
55845	2-23	81989	2-27
58670	2-15	82138	2-49
58979	2-37	82226	2-13
59668	3-11	82839	2-27
601076	2-41	82889	2-29
603839	2-17	83097	2-19, 2-29
60386	4-3	83149	2-23
611716	2-17	83332	3-3
612145	2-41	83347	3-3
612158	2-41	83348	3-3
61297	4-3	86759	2-33, 3-7, 3-13
61298	4-3	86780	2-29
61300	4-3	86781	2-29, 2-47
621443	2-41	86859	2-3, 2-33, 3-7
63244-1	2-41	86860	2-33, 2-41, 3-3, 3-7, 3-13
63245-1	2-31, 3-5, 3-11	86865	2-3, 2-33, 3-7, 3-13
63416	2-47	86866	2-29
63810	2-41	87319	2-15
63987-1	3-11	87435	2-43
64173	2-33, 3-7, 3-13	87725	2-27
64425	2-33, 3-3, 3-7, 3-13	87816	3-3
65441	3-3	97031	2-23
65665	2-13		
67767	2-7, 2-17, 2-19, 2-39		
69234	2-7, 2-17		
69461	2-9		
69582	2-33, 3-7, 3-13		
71090	2-47		
71211	2-47		
71607	2-33, 3-7, 3-13		
71628	2-41		
71793	3-11		
73468	2-41		
74027	2-9		
74455	2-27, 3-11		
75371	2-45		
75934	2-23		
75939	2-13		
76062	2-15		
76099	3-9, 3-11, 3-13		
76438	3-3		
77347	3-3		
78553	2-13		

CROSS REFERENCE**PART DESCRIPTION TO PAGE NUMBER CROSS REFERENCE LIST****A**

Actuator, 36vdc, 02.0stroke 300lb, 2-45
 Actuator, 36vdc, 05.0stroke 600lb, 2-29
 Adaptor, Brush, 2-5
 Alarm Assy, Backup, 12-48vdc
 82-102dba, 3-15
 Angle Wldt, Stop, Side Sqge, Cyl, Head,
 3-13
 Angle Wldt, Tool, Lift, Cyl, 28 Inch, 3-11
 Angle, Bracket, Tank, 2-39
 Arm Wldt, Brake, 2-21
 Arm Wldt, Lift, Mop, Lh, 3-3
 Arm Wldt, Lift, Mop, Rh, 3-3
 Arm, Link, Brake, Lh, 2-21
 Arm, Link, Brake, Rh, 2-21
 Arm, Mtg, Link, Lh Sqge, Cyl Head, 3-13
 Arm, Mtg, Link, Rh Sqge, Cyl Head, 3-13
 Arm, Valve, Water, 2-41
 Armature, Assy, 250mm, 4-6
 Armature, 4-3

B

Balljoint, .25-28 Fem/.25-28mal, 2-27
 Battery, 06vdc, 244ah, Wet, 3-16
 Bearing Assy, Cup/Cone, 2-19
 Bearing Be, 4-4
 Bearing, Ball, 0.59b 1.26d 0.35w, 3-9
 Bearing, Ball, 0.75b 1.38d 0.50w, 2-11
 Bearing, Ball, 0.98b 2.05d 0.59w, 2-25
 Bearing, Drive End, 4-5
 Bearing, Gearbox Side, 4-6
 Bearing, Motor Side, 4-6
 Bearing, Thrust, 2.75b 3.63d 0.13w, 2-19
 Bearing, Thrust, 2-33, 2-41, 3-3, 3-7, 3-13
 Bearing, 4-3, 4-4, 4-5
 Bellcrank, Lift, Sqge, 2-33, 3-7, 3-13
 Belt, 15mm 05p 500l, 2-3
 Belt, Synchronous, 15mm 05p 500l [Gt2
 K], 3-9
 Bezel, Panl, Touch, 2-13
 Blade Assy, Sqge, Side, 2-3, 2-33, 3-7
 Blade, Sqge, Front, 700mm, 2-3, 2-49
 Blade, Sqge, Front, Oil-Rstn, 700mm, 2-3,
 2-49
 Blade, Sqge, Rear, 700mm, 2-3
 Blade, Sqge, Rear, Gum Rbr, 700mm, 2-3,
 2-49
 Blade, Sqge, Rear, Oil-Rstn, 700mm, 2-3,
 2-49
 Bladeholder Wldt, Sqge, Disk, Lh, 2-33,
 3-7
 Bladeholder Wldt, Sqge, Disk, Rh, 2-33,
 3-7
 Block, Centering, 2-47
 Block, Sqge, Adj, 2-47
 Bolt, Shld, .31d X 1.00, .25-20, 2-23
 Bolt, Shld, .50d X 4.25, .38-16, 2-29
 Boot, 90deg .50d .57d X .84, 2-43
 Bracket Wldt, Light, 3-15

Bracket Wldt, Wheel, 2-49
 Bracket, Brake, Pivot, 2-21
 Bracket, Cable, 2-37
 Bracket, Controller, 2-17
 Bracket, Fan End, 4-3
 Bracket, Fan, 2-37
 Bracket, Guide, Hose, 3-11
 Bracket, Keeper, 3-3
 Bracket, Lock, Seat, 2-9
 Bracket, Mtg, Motor, 3-9
 Bracket, Retainer, Spring, 2-5
 Bracket, Shield, 3-9
 Bracket, Switch, 2-15
 Brush Assy, Disk, Scb, 14.0 D, Nyl, 2-5
 Brush Assy, Disk, Scb, 14.0 D, Pyp, 2-5
 Brush Assy, Disk, Scb, 14.0 D, Super Abr,
 2-5
 Brush Kit,, 4-4
 Brush Mechanism, 4-3
 Brush, Scb, 28l, 18 Sr, Abr ,Spl, 2-5
 Brush, Scb, 28l, 18 Sr, Nyl ,Spl, 2-5
 Brush, Scb, 28l, 18 Sr, Pyp ,Spl, 2-5
 Brush, Scb, 28l, 18 Sr, Pyp Grout ,Spl,
 2-5
 Brush, 4-5
 Bumper Wldt, V-Mop, 3-3
 Bushing Assy, Flng, 2 Hole, 0.75b, Nyl,
 2-11
 Bushing, Flng, 0.44b 1.25d 0.25l, 2-23
 Bushing, Flng, 0.50b 0.59d 0.38l, 2-31,
 2-45, 3-3, 3-5, 3-11
 Bushing, Flng, 0.63b 0.75d 0.38l, 2-47
 Bushing, Sleeve, 0.50b 0.59d 0.38l, Stl,
 2-33, 3-7, 3-13
 Bushing, Sleeve, 0.62b 0.72d 0.50l, Fgl,
 3-3
 Bushing, Sleeve, 0.63b 0.72d 0.38l, 2-33,
 3-7, 3-13

C

Cable Assy, Battery, 04ga 2, 175a, 2-43
 Cable, Push / Pull, 2-41
 Cable, 2-37
 Caliper, Brake, 4-6
 Cam, Adj, Sqge, 2-49
 Cap, Axle, Vyl, 02.38d, 2-25
 Cap, Brush Holder, 4-5
 Chain, Coil, Str, #210, 06.9l 05 Link, 2-47
 Chain, Jack, # , Plug Drain, 2-41
 Chain, Roller #35, .375 Pitch, 2-11
 Channel Wldt, Lift Tool, Cyl, 3-11
 Channel Wldt, Lift Tool, 2-31, 3-5
 Channel Wldt, Lift, Lh, 3-3
 Channel Wldt, Lift, Rh, 3-3
 Channel Wldt, Mtg, Actuator, 2-29
 Channel Wldt, Mtg, Spring, 2-23
 Channel Wldt, Mtg, Tool, Lift, 2-29
 Channel, .18 0.50 0.03 29.0l, 3-11
 Channel, Brake, 2-21
 Channel, Input, Tool, Lift, 2-29

Channel, Mtg, Brake, 2-23
 Channel, Sqge, Lower, 2-47
 Channel, Sqge, Upper, 2-47
 Circuitboard Assy, 2-17
 Circuitbreaker, 5.0a, 2-15
 Circuitbreaker, 10.0a, 2-15, 3-15
 Circuitbreaker, 20.0a, 2-15
 Circuitbreaker, 25.0a, 2-15
 Clamp, Cable, Stl, 0.38d X 0.38w, 1h, 3-15
 Clamp, Cable, Stl, 0.56d X 0.38w, 1h, 2-7,
 2-19, 3-15
 Clamp, Cable, Stl, 0.69d X 0.62w, 1h, 2-7,
 2-17, 2-19, 2-39
 Clamp, Cable, Stl, 0.88d X 0.62w, 1h, 2-9
 Clamp, Cable, Stl, 0.9x1.8 X 0.88w, 1h, 2-7
 Clamp, Cable, Stl, 1.00d X 0.62w, 1h, 2-7,
 2-17
 Clamp, Hose, Wormdrive, 0.31-0.88d,
 2-31, 2-41, 3-5, 3-11
 Clamp, Hose, Wormdrive, 0.56-1.06d,
 2-41
 Clamp, Hose, Wormdrive, 1.56-2.50d,
 2-37
 Clamp, Hose, Wormdrive, 1.62-3.50d,
 2-39
 Clamp, 4-3
 Clevis, Adj, 0.19pin, #10-32, 2-41
 Clip, Circuitboard, 2-17
 Clip, Hanger, Hose, 2-39
 Clip, Stud, 2-13
 Collar, Locking, 2-45
 Comm. Bracket, 4-3
 Connector, 2 Conductor, 4-3, 4-4
 Connector, 2-Conductor, 4-5
 Connector, Anderson, 175a, Gray, 2-15,
 2-43
 Contact, Switch, 2-13
 Contactor, 36vdc, No, 2-17
 Contactor, 36vdc, 2-15
 Controller, Propell, 2-17
 Cover, Ele, 2-17
 Cover, Tank, Trim, 2-35
 Cover, Terminal, Battery, Pye, 3-16
 Cup Holder, 2-9

D

Deflector, Water, 2-3, 3-9
 Device, Centering, 2-5
 Diode, Ele, Plug, 2-60
 Disc, 4-3
 Disk, Pad Driver, W/ Face, 14d, 2-5
 Door Wldt, Mtg, Lh, 28 Inch Disk, 2-33, 3-7
 Door Wldt, Mtg, Rh, 28 Inch Disk, 2-33,
 3-7
 Door, Brush, 3-9
 Driver Assy, Pad, 14D, 2-5
 Duct, Pvc, 0.40 X 0.75 0.40l, 2-19

E

Endbell, Brush End, Motor-Ele, 4-5

F

Fan Assy, Vacuum (See Breakdowns), 2-37
 Fan, Vacuum, 4-3
 Fan, 4-3
 Filter, Fan, 2-35
 Filter, Soltn, 2-41
 Fitting, Brs, Str, Pm02/Bm03, 2-35
 Fitting, Grease, Str Pm04 .47l, 2-19
 Fitting, Pipe, E90, Pm08/Pf08, 2-41
 Fitting, Pipe, Str, Pm08/Pm08 Close,Blk, 2-41
 Fitting, Plstc, E90, Bm08/Bm08, 3-11
 Fitting, Plstc, E90, Bm08/Pm08, 2-41
 Fitting, Plstc, E90, Bm10/Pm12, 2-41
 Fitting, Plstc, E90, Bm12/Pm12, 2-41
 Fitting, Plstc, Str, Bm10/Pm08, 2-41
 Fitting, Plstc, Str, Bm10/Pm12 [Nylon], 2-41
 Fitting, Plstc, Str, Bm10/Pm12, 2-39
 Fitting, Plstc, Str, Bm12/Pm12, 2-41
 Fitting, Plstc, Tee, Bm08/Bm08/Bm08, 2-31, 3-5, 3-11
 Fitting, Plstc, Tee, Pf12/Pf12/Pf12, 2-41
 Flap, Strainrelief, 2-19
 Flasher, 36vdc, 2-17
 Frame Wldt, Linkage, Sqge, 2-47
 Frame Wldt, Micro Scrubber, 2-7
 Frame Wldt, Mop, V, 3-3
 Frame Wldt, Sqge, Side, Lh, 3-13
 Frame Wldt, Sqge, Side, Rh, 3-13
 Frame, Casting, Sqge, 700mm, 2-49
 Fuse, .88 X 3.2l 40a 125vac, 2-15

G

Gasket, Cover, 2-17
 Gasket, Hourmeter, 2-13
 Gasket, Lid, 2-3
 Gasket, Panel, Touch, 2-13
 Gasket, Shield, 2-3, 3-9
 Gauge, Hourmeter, Electronic, 2-13
 Gearbox, Wheel, Front, 250mm (See Breakdowns), 2-19
 Gearbox, Wheel, Front, 250mm, 4-6
 Grip, Handle, 2-41
 Grommet, Rbr, 0.89id, F/ 1.2h, .14matl, 2-27
 Grommet, Rbr, 1.31id, F/ 1.6h, .12matl, 2-43
 Guard, Belt, Drive, Scrbr Head, Lh, 3-9
 Guard, Belt, Lh, 3-9
 Guard, Belt, Rh, 3-9
 Guide Wldt, Linkage, Sqge, 2-45
 Guide, Side Sqge, 2-3, 2-33, 3-7, 3-13

H

Harness, Alarm, 3-15
 Harness, Light, Strip, 36vdc, 2-7
 Harness, Main, 2-60
 Harness, Motor, 2-19
 Harness, Switch, Seat, 2-9
 Harness, Wire, Charger, 2-15
 Harness, Wire, Controller, 2-43
 Harness, Wire, Disk Head, Ele, 2-31
 Head Wldt, Scb, Disk, 28 Inch, 2-31, 3-5
 Hinge, .25pin .12 4.0w 04.0l 4/0.30h, 2-9
 Hinge, Cover, 2-35
 Horn, 36vdc, Dba, 2-7
 Hose, Drain, 2-39
 Hose, Pvc, Brd, .62id .88od 10.5 L, 2-41
 Hose, Pvc, Brd, 0.75id 1.03od 48.00l, 2-41
 Hose, Pvc, Clr, 0.50id 0.69od 01.50l, 3-11
 Hose, Soltn, Rwk, 2-31, 3-5
 Hose, Soltn, 2-41
 Hose, Vacuum, 0.16id X 19.0l, 2-35
 Hose, Vacuum, 2-3, 2-35
 Hose, Vyl, Brd 0.62id 0.88od 05.5 L, 2-41
 Hose, Vyl, Brd, 0.50id 0.69od 08.0l, 2-31, 3-5
 Hose, Vyl, Brd, 0.50id 0.69od 30.0l, 2-31, 3-5
 Housing Assy, Steering, 2-11
 Housing Assy, Wheel, 2-25
 Housing Wldt, Head Lift, 2-29
 Housing Wldt, Quick-Mop, 3-3
 Housing, Cyl, Mach 28, 3-11
 Housing, 4-3
 Hub, Drive, Brush, 2-31, 3-5

I

Insulation, Acstc, 1.0 01.0w 35.00l, 2-39
 Insulation, Sound, 2-35
 Insulator, Panel, 2-15

J

Joint U, 2-11

K

Key Square 0.25 0.25 01.00 Lg, 4-4
 Key, Ignition, 2-13
 Key, Sq, 0.12 X 0.12, 01.00l, 4-5
 Key, Sq, 0.19 X 0.19, 01.00l, 2-11
 Key, Sq, 0.25 X 0.25, 00.75l, 2-31
 Key, Woodruff, 0.19 0.75, [Asa#0606], 2-11
 Kit, Brace, 4-5
 Kit, Brush, Cover, 4-6
 Kit, Brush, Motor, 4-6
 Kit, Brush, 4-5
 Kit, Cap, Hose, Drain (Clean Water), 2-41
 Kit, Ci, Alarm, Backup, W/ Bracket, 3-15
 Kit, Ci, Battery, 36vdc, 244ah Wet, 3-16

Kit, Ci, Chrgr, 36vdc 025a 50hz 230vac, 3-17
 Kit, Ci, Chrgr, 36vdc 025a 60hz 120vac, 3-17
 Kit, Ci, Sqge, 700mm,, 2-49
 Kit, Ci, V-Mop, 3-3
 Kit, Modif, Horn, Sound [7100/Ezrider], 2-7
 Kit, Motor Bearing, 4-5
 Kit, Sqge, Oil-Rstn, 700mm, 2-3, 2-49
 Kit, Sqge, Tile, 700mm, 2-3, 2-49
 Kit, Tray, Debris, 28 In, 3-11
 Knob, 4-Prong W/.31-18, Insert, 2-49
 Knob, 2-47, 2-49

L

Label Set, Info/hzrd, 2-61
 Label Set, Opertrnl, 2-61
 Label, [Quick Mop], 3-3
 Latch, Door, 3-3
 Latch, 2-35
 Lever, Flow, Solution (Replaced by 391192), 2-41
 Lever, Flow, Solution, 2-41
 Lever, 2-27
 Link, Brake, 2-21
 Link, Chain, Roller, #35, 2-11
 Link, Sqge, Tapped, Upper, 2-45
 Lip, Debris Tray, 28in, 3-11

M

Manual Pkg, [Ez Rider Ele Na], 3-19
 Manual, Fiche, [Ez Rider Ele], 3-19
 Manual, Oprtr, [Ez Rider Ele Es Na], 3-19
 Manual, Oprtr, [Ez Rider Ele Fr Na], 3-19
 Manual, Service, [Ez Rider Ele Na], 3-19
 Molding, Trim, .08-.11 10.00, 2-7
 Molding, Trim, .08-.11 19.00, 2-9
 Molding, Trim, Pvc, .08-.11 04.75l, 3-3
 Molding, Trim, Rbr, .13 03.0, 2-31, 3-5, 3-11
 Mop, Dust, Industrial, 3-3
 Mop, Dust, 3-3
 Motor Assy, Ele, 36Vdc, 0.75Hp (See Breakdowns), 3-9
 Motor Assy, Ele, 36Vdc, 0.75Hp, 1700Rpm, 4-5
 Motor, 36 Vdc, 0.8Hp, 320 Rpm, 4-4
 Motor, Ele, 36vdc, 0.50hp, 0320rpm, 2-31
 Motor, Ele, 36vdc, 0.80hp, 0320rpm (See Breakdowns), 3-5
 Mount, Cable Tie, 2-15, 3-15
 Muffler, Vacuum Fan, 2-37

CROSS REFERENCE**N**

Nut, Hex, Flexlock, .31-18, 2-43
 Nut, Hex, Flng, M06 X 1.0, 2-9, 2-13, 2-17
 Nut, Hex, Jam, .25-20, 2-15
 Nut, Hex, Jam, .25-28, 2-27
 Nut, Hex, Jam, .31-24, 2-15
 Nut, Hex, Jam, .38-24, Lh, 2-29
 Nut, Hex, Jam, .38-24, 2-29, 2-45, 2-47
 Nut, Hex, Lock, .25-20, NI, 2-23, 2-27
 Nut, Hex, Lock, .25-28, NI, 2-27
 Nut, Hex, Lock, .31-18, NI, 2-9
 Nut, Hex, Lock, .38-16, NI, Thin, 2-29
 Nut, Hex, Lock, .38-24, NI, Ss, 2-29, 2-45, 2-47
 Nut, Hex, Lock, .38-24, NI, Thin, 2-45
 Nut, Hex, Lock, .50-13, NI, Ss, 3-13
 Nut, Hex, Lock, #06-32, NI, 2-13
 Nut, Hex, Lock, M04 X 0.7, NI, 2-17, 2-23, 2-41, 3-3
 Nut, Hex, Lock, M05 X 0.8, NI, 2-15, 2-17
 Nut, Hex, Lock, M06 X 1.0, NI, Ss, 2-7, 2-19, 2-21, 2-31, 2-37, 2-41, 2-47, 3-5, 3-11
 Nut, Hex, Lock, M06 X 1.0, NI, 2-9, 2-15, 2-17, 2-21, 2-27, 3-15
 Nut, Hex, Lock, M08 X 1.25, NI, Ss, 2-7, 2-47, 2-49, 3-9
 Nut, Hex, Lock, M08 X 1.25, NI, 2-11, 2-27, 2-41, 3-3
 Nut, Hex, Lock, M10 X 1.5, NI, 2-23, 2-27, 3-3
 Nut, Hex, Lock, M12 X 1.75, NI, 2-11
 Nut, Hex, Sltd, 1.25-12, 2-19
 Nut, Hex, Std, #10-32, 2, 2-41
 Nut, Hex, Std, #10-32, 2-15
 Nut, Hex, Std, M03 X 0.5, 2-13, 2-15
 Nut, Hex, Std, M08 X 1.25, 3-3
 Nut, Hex, Std, M10 X 1.5, 3-3
 Nut, Hex, Thin, .38-32, 2-27
 Nut, Isolator, .25-20 Wall Thk .187-.343, 3-15
 Nut, Speed, Retainer, .25-20, 2-49
 Nut, T, M 10 X1.5 0.623od .516lg, 2-33, 3-7, 3-13
 Nut, T, M8x1.25 X0.498od, 0.516lg, 2-33, 3-7, 3-13
 Nut, Wheel, .44-20 X 60 Angle, 2-25
 Nut, 4-3

O

Oil Seal, 4-4

P

Pad, Buff, 14.0d, Red, 2-5
 Pad, Polish, 14.0d, White, 2-5
 Pad, Scrub, 14.0d, Blue, 2-5
 Pad, Strip Hd, 14.0d, Black, 2-5
 Pad, Strip, 14.0d, Brown, 2-5
 Pad, 2-23
 Panel Assy, Touch, 2-13
 Panel Wldt, Instrument (Replaced by 391191), 2-13
 Panel Wldt, Instrument, 2-13
 Panel, Tank, Filler, Plstc, 2-7
 Pedal Wldt, Accelerator, 2-27
 Pedal Wldt, Brake, 2-23
 Pedal, Brake, Lock, 2-23
 Pin, Brake, 2-21
 Pin, Clevis, 0.19 D X 1.00l, 2-21
 Pin, Clevis, 0.31 D X 1.00l, 2-33, 3-7, 3-13
 Pin, Clevis, 0.37 D X 0.75l, 2-33, 3-3, 3-7, 3-13
 Pin, Clevis, 0.37 D X 1.50l, 2-23, 2-45
 Pin, Clevis, 0.37 D X 1.75l, 2-29
 Pin, Clevis, 0.37 D X 2.62l, 2-33, 3-7
 Pin, Clevis, 0.37 D X 3.00l, 2-49
 Pin, Clevis, 0.50 D X 2.00l, 2-29
 Pin, Clevis, 0.50 D X 2.25l, 2-29
 Pin, Clevis, 0.50 D X 3.50l, 2-23, 2-27, 2-45
 Pin, Clevis, 0.50 D X 4.00l, 2-29, 2-31, 3-5
 Pin, Clevis, 0.50 D X 4.50l, 3-11
 Pin, Clevis, 0.50 D X 6.00l, 3-3
 Pin, Cotter, .062 X 0.50, 2-21
 Pin, Cotter, .094 X 0.75, 2-23, 2-45, 2-49
 Pin, Cotter, .125 X 1.00, 2-23, 2-27, 2-33, 2-45, 3-7
 Pin, Hair Cotter, 0.38 D .072 Wir, 2-29
 Pin, Hair Cotter, 0.43 D .079 Wir, 3-11
 Pin, Hair Cotter, 0.62 D .120 Wir, 2-29, 2-31, 3-3, 3-5
 Pin, Hair Cotter, 0.69 D .092 Wir, 2-33, 3-7, 3-13
 Pin, Roll, .090 D 0.25l, .094/.097, 3-9
 Pivot Wldt, Actuator, 2-45
 Plate Wldt, Cntrl, 2-27
 Plate Wldt, Mtg, Actuator, 2-29
 Plate Wldt, Mtg, Wheel, 2-7
 Plate Wldt, Seat W/Labels, 2-9
 Plate Wldt, Swivel, 2-19
 Plate Wldt, Tool, Lift, Cyl, 3-11
 Plate, Adapter, Wheel, 2-19
 Plate, Latch, 3-3
 Plate, Mounting, Tool Lift, Sc, 3-11
 Plate, Retainer, Blade, 700mm, 2-49
 Plate, Swivel, Bottom, 2-19
 Plug Assy, Drive, Brush, 3-9
 Plug Assy, Idler, Brush, 3-9
 Plug, Drive, Brush, 3-9
 Plug, Expansion, 2.00 Dia, 2-39
 Plug, Idler, Brush, 3-9
 Potentiometer, 2-27

R

Rail, 2-9
 Relay, 36vdc, 5a, Spdt, 3-15
 Retainer Wldt, Sqge, 700mm, 2-49
 Retainer, Spring, 2-27
 Retainer, Sqge, 2-33, 3-7, 3-13
 Ring, Mtg, Sqge, 2-49
 Ring, Retaining, Ext, 0.59d, Basic, 3-9
 Ring, Retaining, Ext, 1.00d, Basic, 2-25
 Ring, Snap, 4-5
 Rod Wldt, Prop, 2-9
 Rod, Lift, Sqge, 2-45
 Rod, Thrd, 2 End, .38-24 09.0l, 2-47
 Rod, Thrd, 2 End, .38-24 09.0l Lh/Rh, 2-29
 Rod, Thrd, Full, .25-20 01.5l, 2-15
 Rod, Threaded, 2 End, .25-28 3.38l, 2-27
 Rod-End, .38-24lh Fem 0.38-24stud, 2-29
 Rod-End, .38-24rh Fem 0.38-24stud, 2-29, 2-47
 Rod-End, .38-24rh Mal 0.38-24stud, 2-45
 Rotor, Brake, 11mm, 4-6
 Rotor, Brake, 14mm, 4-6

S

Screen, Fan Inlet, 2-37, 4-3
 Screen, 2-7
 Screw, Btn, M12 X 1.75 X 25, 10.9 NI, 2-19, 2-29
 Screw, Flat, M06 X 1.0 X 16, 10.9, 2-21
 Screw, Flat, M08-1.25x 20, Ss, 2-33, 3-7, 3-13
 Screw, Flat, M08-1.25x 30, Ss, 3-9
 Screw, Flat, M10 X 1.5 X 20, Ss, NI, 3-9
 Screw, Flat, M10 X 1.5 X 20, Ss, 3-13
 Screw, Hex, .25-20 X 0.50, NI, 2-15
 Screw, Hex, .25-20 X 0.62, Ss, 2-7
 Screw, Hex, .25-20 X 0.75, Ss, 2-31
 Screw, Hex, .25-20 X 1.25, 5, 2-27
 Screw, Hex, .25-20 X 1.25, Sems, 3-15
 Screw, Hex, .31-18 X 0.75, Ss, 2-31, 3-5
 Screw, Hex, .38-16 X 0.75, Ss, 3-5
 Screw, Hex, .50-13 X 5.00, 5, 3-13
 Screw, Hex, M04 X 0.7 X 12, 8.8, 2-41
 Screw, Hex, M04 X 0.7 X 20, 8.8, 2-23
 Screw, Hex, M05 X 0.8 X 16, Fmg, 2-23
 Screw, Hex, M06 X 1.0 X 12, Fmg, 2-27, 3-11
 Screw, Hex, M06 X 1.0 X 16, 8.8, 2-9
 Screw, Hex, M06 X 1.0 X 16, Fmg, 2-7, 2-19
 Screw, Hex, M06 X 1.0 X 16, Ss, 2-19, 2-41, 3-9
 Screw, Hex, M06 X 1.0 X 20, 8.8, 2-9, 2-17, 3-15
 Screw, Hex, M06 X 1.0 X 20, NI, 2-23
 Screw, Hex, M06 X 1.0 X 20, Ss, 2-7, 2-21, 2-31, 2-35, 2-37, 3-5

- Screw, Hex, M06 X 1.0 X 25, 8.8, 2-9, 2-27
 Screw, Hex, M06 X 1.0 X 25, Fmg, 2-19
 Screw, Hex, M06 X 1.0 X 25, Ss, 2-47, 3-11
 Screw, Hex, M06 X 1.0 X 55, Ss, 2-37
 Screw, Hex, M06 X 1.0 X 80, Ss, 2-37
 Screw, Hex, M08 X 1.25 X 16, Ss, 2-39
 Screw, Hex, M08 X 1.25 X 20, 8.8, 2-7, 2-9, 2-29
 Screw, Hex, M08 X 1.25 X 20, Ss, NI, 2-35, 2-39, 2-45
 Screw, Hex, M08 X 1.25 X 20, Ss, 2-7, 2-35, 2-37, 2-39, 2-45, 2-47, 3-9
 Screw, Hex, M08 X 1.25 X 25, 8.8, 2-29, 2-41
 Screw, Hex, M08 X 1.25 X 25, Fmg, 3-9, 3-11, 3-13
 Screw, Hex, M08 X 1.25 X 25, Ss, 2-47
 Screw, Hex, M08 X 1.25 X 30, Ss, 3-11
 Screw, Hex, M08 X 1.25 X 35, Ss Fl, 3-9
 Screw, Hex, M08 X 1.25 X 40, 8.8, 2-41
 Screw, Hex, M08 X 1.25 X 45, Ss, 2-49
 Screw, Hex, M08 X 1.25 X 50, Ss, 2-35, 2-39
 Screw, Hex, M08 X 1.25 X 55, Ss, 2-19
 Screw, Hex, M08 X 1.25 X 60, 8.8, 2-7
 Screw, Hex, M08 X 1.25 X 60, Fl, 3-3
 Screw, Hex, M08 X 1.25 X 60, Ss, 2-21
 Screw, Hex, M08 X 1.25 X 70, Ss, 2-49
 Screw, Hex, M10 X 1.0 X 45, 8.8, 2-19
 Screw, Hex, M10 X 1.5 X 20, Ss, 2-33, 3-7
 Screw, Hex, M10 X 1.5 X 35, 8.8, 2-11, 2-23
 Screw, Hex, M10 X 1.5 X 35, Ss, 3-3
 Screw, Hex, M10 X 1.5 X 50, 8.8, 2-19
 Screw, Hex, M10 X 1.5 X 60, 8.8, 2-27
 Screw, Hex, M10 X 1.5 X 90, Fl, 3-3
 Screw, Pan, #11-18 X 0.75, 2, 2-9
 Screw, Pan, #10-24 X 0.38, 1, 2-41
 Screw, Pan, #12-16 X 0.50, F/ Plstc, 2-7, 2-13, 3-15
 Screw, Pan, M03 X 0.5 X 12, 4.8, 2-13
 Screw, Pan, M03 X 0.5 X 20, 4.8, 2-15
 Screw, Pan, M04 X 0.7 X 10, Ss, 3-3
 Screw, Pan, M04 X 0.7 X 20, Ss, 3-3
 Screw, Pan, M04 X 0.7 X 30, 4.8, 2-17
 Screw, Pan, M04 X 0.7 X 35, Ss, 2-5
 Screw, Pan, M04 X 0.7 X 8, Ss, 2-35
 Screw, Pan, M05 X 0.8 X 10, 4.8, 2-15
 Screw, Pan, M05 X 0.8 X 16, 4.8, 2-17
 Screw, Pan, M06 X 1.0 X 12, NI, 2-9
 Screw, Pan, M06 X 1.0 X 16, 4.8, 2-15, 2-17
 Screw, Pan, M06 X 1.0 X 25, 4.8, 2-13
 Screw, Pan, M06 X 1.0 X 35, 4.8, 2-15
 Screw, Pan, M06 X 1.0 X 40, 4.8, 2-43
 Screw, Pan, M08 X 1.25 X 20, 4.8, 2-11, 2-13
 Screw, Set, .25-20 X 0.25, Al, 2-11
 Screw, Set, .31-18 X 0.38, NI, 2-11
 Screw, Set, #08-32 X 0.25, NI, 3-9
 Screw, Soc, M08-1.25 x 16, 2-27
 Screw, 4-3
 Seal, Drain Cap, Solution, 2-41
 Seal, Fan, 2-3, 2-37, 4-3
 Seal, Felt, .19th, 4.3d 04.0h, 2-19
 Seal, Ring, 3-9, 4-6
 Seal, Tank, Recvy, 2-3, 2-35
 Seal, Tank, Soltn, 2-3, 2-35
 Seal, 4-5
 Seat, Michigan, Model V-1500, 2-9
 Shaft, Drive Plug, 3-9
 Shaft, Idler Plug, 3-9
 Shaft, Steering (Replc. By 391401), 2-11
 Shaft, Steering, Upper, Mach, .75d 24.1l, 2-11
 Shaft, W/ Sprocket, Steering, 2-11
 Shell, 4-3
 Shroud, Front, Trim, 2-7
 Shunt, 3-5, 3-11
 Skirt, Front, Scb, Disk, 28 Inch, 2-3, 2-31, 3-5
 Skirt, Rear, Scb, Disk, 28 Inch, 2-3, 2-31, 3-5
 Skirt, 3-11
 Sleeve, .318b .437d 1.060l, 2-35
 Sleeve, .50id X .62od X 1.31l, 2-29
 Sleeve, Lever, 2-41
 Sleeve, P/M, 0.437d 0.318b 1.15l 430ss, 2-7, 2-39, 2-49
 Sleeve, 2-37
 Spacer, .41b .63d .13l, Ss 430pm, 2-45
 Spacer, .41b X .63od X .38l, 2-19, 2-43, 2-47
 Spacer, Battery 1.50x4.75x7.5, 3-16
 Spacer, Foam, 3-16
 Spacer, Spring, 3-3
 Spacer, 2-27, 3-3, 4-3
 Spring, Centering, 2-47
 Spring, Cmpr, .37id X Flat Wir 1.0l, 2-23
 Spring, Cmpr, 0.84od .11wir 2.0l, 2-29
 Spring, Cmpr, 0.98od .14wir 2.5l, 2-29
 Spring, Extn, 0.38od X 0.04wir, 2.3l, 2-23
 Spring, Extn, 0.50od X 0.04wir, 3.0l, 2-23
 Spring, Extn, 0.50od X 0.05wir, 8.0l, 2-19
 Spring, Extn, 0.62od X 0.08wir, 3.0l, 2-33, 3-3, 3-7, 3-13
 Spring, Extn, 0.75od X 0.09wir, 2.5l, 3-3
 Spring, Extn, 1.00od X 0.12wir, 5.0l, 2-47
 Spring, Extn, 0.23Od .032Wire 8.0L, 2-47
 Spring, Flt, Door, Scrbr Head, 3-9
 Spring, Tors, 2.36id .18wir 07.5coil, 3-3
 Spring, Wir, 0.08d, Brake, Parking, 2-23
 Spring, Wir, 0.16d, Brush Retaining, 2-5
 Spring, 4-3
 Sprocket, #35, 12tooth, 0.750b, 2-11
 Sprocket, Steering, Drive, 2-19
 Sprocket, Timing, 22tooth, 0.50b, [Gt/2], 3-9
 Squeegee Assy, Side, 2-3, 3-13
 Stationary Fan, 4-3
 Stop, Valve, Soltn, 2-13
 Strap, Hose, Drain, 2-39
 Strip, Debris Tray, 3-11
 Strip, Retainer, Skirt, Front, 28 Inch, 2-31, 3-5
 Strip, Retainer, Skirt, Rear, 28 Inch, 2-31, 3-5
 Strip, Stl, 0.05th X 00.75w, 07.80l, 2-27
 Strip, 2-35, 2-39
 Support Wldt, Seat, 2-9
 Switch Assy, Press, 3 Inch, 8" Tube, 2-35
 Switch, Micro, 2-15
 Switch, Seat, Nc, 2-9
 Switch, Start, 2-13
 Switch, 2-13
- T**
- Tank, Recvy, Trim, 2-35
 Tank, Soltn, Trim, 2-39
 Tape, [Protective], .0080th, 1.0w, 5.0l, 2-33, 3-7
 Tape, Double Stick 1" Acrylic, 2-17
 Terminal Female Metri-Pack, 4-4
 Terminal, Female, 4-3, 4-5
 Tie, Cable, [11.50l], [3.00d]Max, 2-41
 Tie, Cable, Nyl, 11.4l .19w 3.0 Max D, 2-15, 3-11, 3-15
 Tie, Cable, Nyl, 14.5l .30w 4.0 Max D, 2-31, 3-5, 3-9
 Tire Assy, Solid, 12.3x3.5 3.5bc/3bolt, 2-25
 Tire, Pyu, 250mm, 4-6
 Tire, Solid Rear Non Mark 12X3, 3-18
 Tray, Battery, Lh, 2-43
 Tray, Battery, Rh, 2-43
 Tray, 3-11
 Tread, Non-Skid, 02.2 11.5, 2-27
 Tread, Non-Skid, 14.0 9.6, 2-7
 Tube Assy, 2 Inch, 2-35
- V**
- Vacuum Fan, 4-3
 Valve, Solenoid, Water Flow, 2-41
 Valve, Water, 2-41

CROSS REFERENCE**W**

Washer, 0.26b 0.72d .06, Nyl, 2-9
 Washer, 0.31b 0.88d .12, Rbr, 2-47
 Washer, 0.38b 0.88d .12, Stil, Pl, 2-9
 Washer, 0.38b 1.25d .12, Neo, 2-49
 Washer, 0.39b 0.75d .06, Nyl, 2-41
 Washer, 0.40b 1.12d .12, Stil, Pl, 2-7,
 2-35, 2-39
 Washer, 0.47b 1.19d .03, Nyl, 4-5
 Washer, 0.53b 1.88d .12, Stil, Pl, 2-49
 Washer, 0.91b 1.38d .06, Stil, Pl, 2-13
 Washer, Belleville, .31, 2-31, 3-5
 Washer, Belleville, .38, 2-11
 Washer, Flat, .25 Fender, 2-9
 Washer, Flat, .25 Std, 2-19
 Washer, Flat, #08, 2-23
 Washer, Flat, #10 Sae, 2-15
 Washer, Flat, 0.25 Fender, 2-19
 Washer, Flat, M12, 13x24x2.5ss, 3-13
 Washer, Flt, .25 Sae, 2-7, 2-9, 2-13, 2-15,
 2-17, 2-19, 2-23, 2-27, 3-15
 Washer, Flt, .25 Ss, 2-7, 2-35, 2-37, 2-41,
 2-47, 3-5, 3-9, 3-11
 Washer, Flt, .25 Std, 2-15, 2-17
 Washer, Flt, .31 Sae, 2-11, 2-15, 2-29,
 2-35, 2-39, 2-41
 Washer, Flt, .31 Ss, 2-7, 2-13, 2-19, 2-21,
 2-33, 2-35, 2-37, 2-39, 2-43, 2-45,
 2-47, 2-49, 3-9, 3-11
 Washer, Flt, .31 Std, 2-9, 2-29, 3-3, 3-7,
 3-15
 Washer, Flt, .38 Sae, 2-27
 Washer, Flt, .38 Ss, 2-29, 2-47, 3-3, 3-5
 Washer, Flt, .38 Std, 2-23, 3-3
 Washer, Flt, .50 Sae, 2-23, 2-27, 2-29,
 2-31, 3-5, 3-11
 Washer, Flt, .50 Ss, 2-45
 Washer, Flt, .50 Std, 2-11
 Washer, Flt, #06 Ss, 2-35
 Washer, Flt, #08, 2-17
 Washer, Flt, #10, 2-15, 2-17, 2-23
 Washer, Flt, 25 Ss, 2-31
 Washer, Lock, 0.25 Ss, 2-7
 Washer, Lock, Int, .25, 2-15
 Washer, Lock, Int, .31, 2-15
 Washer, Lock, Int, .38, 2-27
 Washer, Lock, Int, #04, 2-13, 2-15
 Washer, Lock, Int, #10, 2-15, 2-41
 Washer, Neo., 4-3
 Washer, Plstc, 2-41
 Washer, Spring, 4-5
 Washer, Thrust, 0.61b 1.25d .06, Fgl,
 2-33, 3-3, 3-7, 3-13
 Washer, Thrust, 2-19
 Washer, 2-13, 2-19, 4-3
 Wheel Assy, Sqge, 2-3, 2-49
 Wheel, 3.0d 0.87w 0.44b, 2-3, 2-49
 Wheel, 4.0d 0.87w 0.44b, 2-7, 2-35, 2-39
 Wheel, Steering, 14.0d, Taper Bore, 2-11
 Wire, 04ga 08.0l Blk .34ring /.34ring, 2-43
 Wire, 04ga 12.0l Blk .34ring /.34ring, 2-43