



# 7200

*Power Scrubber*



**800.440.6723**  
[www.southeasternequipment.net](http://www.southeasternequipment.net)

# 7200 Power Scrubber

# Big Performance, Small Size



Roll-out battery package extends run-time and is easily changed in less than 5 minutes.



Off-aisle power wand cleans hard-to-reach spaces.



The optional sweeper attachment allows the 7200 to sweep and scrub in one pass.

The Model 7200 battery power scrubber is all about high productivity from a compact, maneuverable machine. Choose from either disc or cylindrical scrubbing systems, a variety of battery packages and much more to tailor the 7200 to meet your exact requirements. This rider scrubber's fast cleaning speed, ease of use and impressive capacity offers up to twice the productivity of standard walk-behind scrubbers.\*

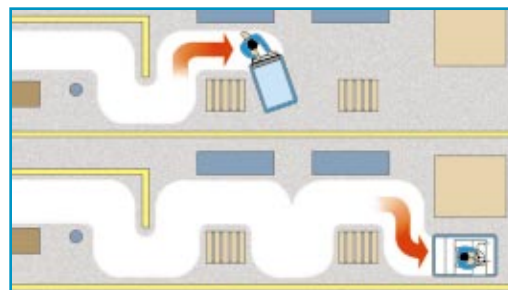
### Get Floors Clean, Dry, Spotless

The 7200 scrubber lays down solution and aggressively cleans tile, terrazzo or smooth concrete floors. Brush pressure is maintained electronically, even on irregular surfaces. And a powerful vacuum and squeegee system gives superior water pickup on smooth surfaces, over cracks or around sharp turns.

### Benefits Make for Global Appeal

**High productivity:** Operators prefer to ride than walk, and thus will be more productive and less fatigued using the 7200.

**Simplified cleaning:** One-button scrubbing and simple controls mean almost anyone can operate the 7200.



The 7200 can do twice the work of a standard walk-behind in the same amount of time and maneuver in many of the same tight spaces.\*

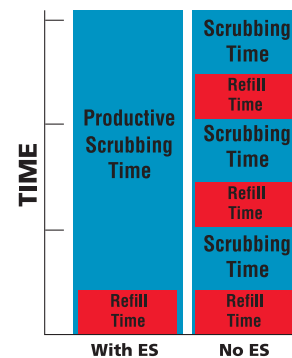
### Impressive maneuverability:

The 7200 U-turns in aisle widths less than 7 feet (2150 mm).

### Productivity-Enhancing Options

The off-aisle power wand cleans corners and other hard-to-reach spaces. An OSHA-approved overhead guard protects the operator and the machine. And a positive drain control makes cleaning out much easier.

Get more work done with the optional **ES™ Extended Scrubbing** Feature. The ES™



feature saves you time and improves your productivity. What's more, you can clean up to 3 hours without interruption. ES™ uses less solution and less water, effectively eliminating down time spent emptying and refilling solution and recovery tanks.

### Optional Sweeper Attachment

Reduce cleaning time even more by sweeping and scrubbing in one operation. A great way to improve productivity, the sweeper attachment effectively rids surfaces of dust and debris as the surface is being scrubbed. This option can be ordered on both disc or cylindrical brush models.

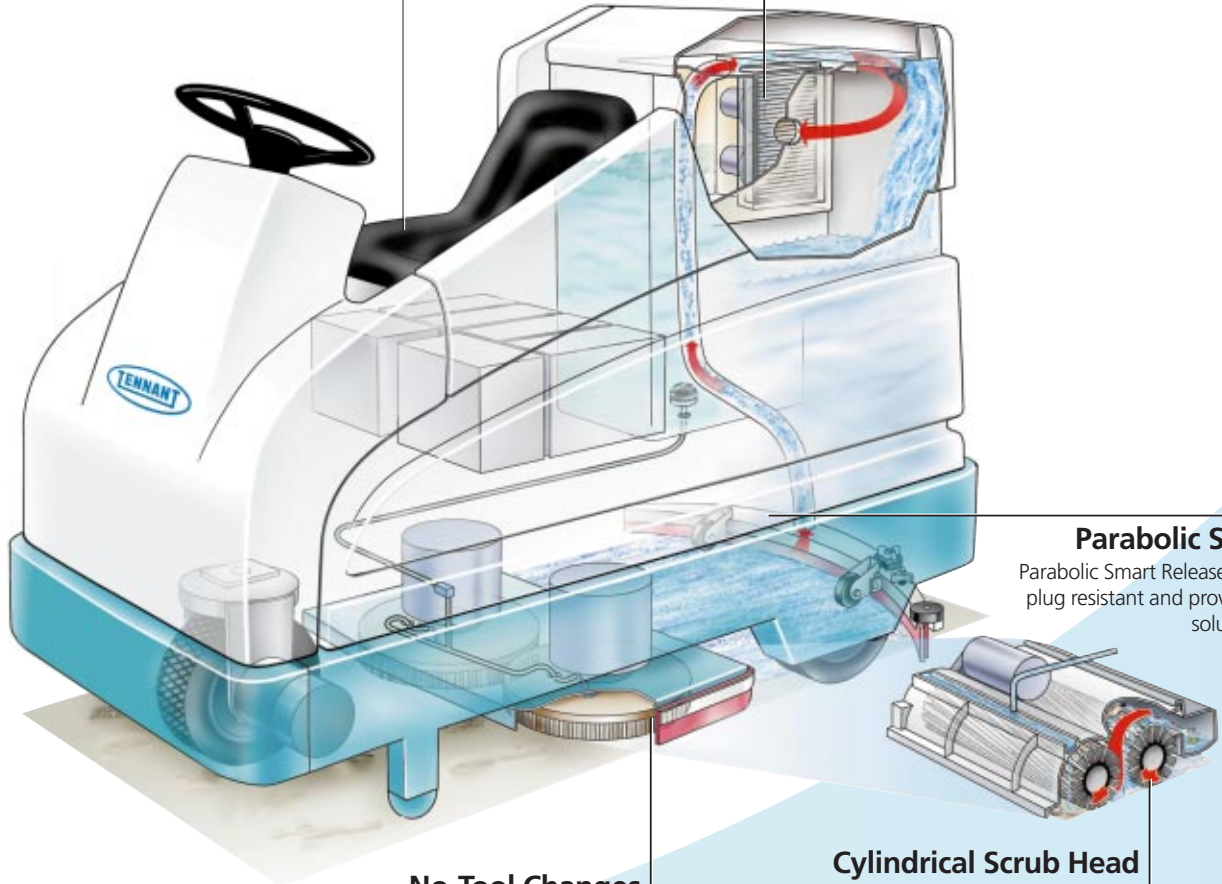


### Operator Compartment

Roomy operator compartment offers one-button scrubbing, low-effort steering and easy-to-understand displays.

### In-Line Vacuum Filter

Oversized, in-line vacuum filter cartridge keeps dust, lint and foam from damaging fan motors.



### Parabolic Squeegee

Parabolic Smart Release™ squeegee is plug resistant and provides excellent solution recovery.

### No-Tool Changes

No-tool brush and squeegee changes mean more time scrubbing, less time maintaining.

### Cylindrical Scrub Head

Cylindrical brushes pick up occasional debris to eliminate the need for sweeping before scrubbing.



Perfect for reaching into the grout lines of tile floors.



Ergonomically-designed for optimum operator comfort and usage.



Ideal for speed cleaning in environments with tight spaces and narrow aisles.

