



# AGM Battery Maintenance Procedure

1



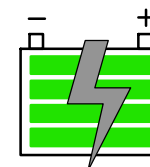
**Connect the battery to the charger and plug in every day after use or when the battery discharge indicator displays red.**

**Raise the battery cover when charging.**

**Charge batteries in a well-ventilated area at room temperatures.**



**Let the battery fully charge overnight or until next use.**



**Leave batteries connected to the charger during weekends, holidays, and other off-days.**

**AGM / LEAD ACID batteries do NOT have memory effect.**

**WARNING**



Batteries emit hydrogen gas. Explosion or fire can result. Keep sparks and open flame away. Keep covers open when charging.

**AVERTISSEMENT**

Les batteries émettent de l'hydrogène. Ce gaz est susceptible d'exploser ou de s'enflammer. Évitez toute étincelle et toute flamme nue à proximité des batteries. Laissez les capots ouverts pendant la mise en charge.

**ADVERTENCIA**

Las baterías emiten hidrógeno gaseoso. Existe peligro de incendio o explosión. Mantenga chispas y llamas alejadas de la máquina. Mantenga las tapas abiertas durante la operación de carga.



ON-Board

OFF-Board

2



**Confirm the charger shows the charge complete flag (green LED) before next use.**

3



**If the charger goes into any error code (e.g. E02), report it to your Tennant Service Representative.**

