

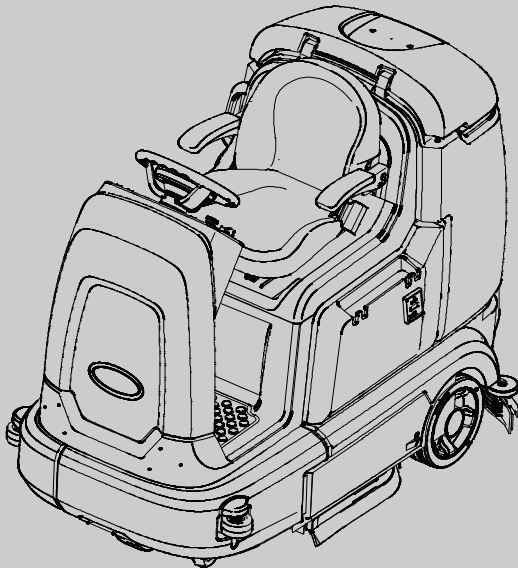
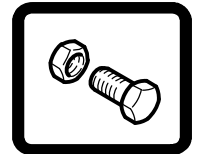


T12

(Battery)

Rider Scrubber Parts Manual

Machine Serial Number Range
(S/N 30000000–39999999)



The Safe Scrubbing Alternative[®]
Tennant True[®] Parts
IRIS[®] a Tennant Technology
Insta-Fit[™] Adapter



North America / International / Japan



For the latest parts manuals and other
language Operator manuals, visit:

www.tennantco.com/manuals

9012729
Rev. 05 (05-2016)



Ref	Part No.	Serial Number	Description	Qty.
1	82681	(300000000-399999999)	Bracket W/dt, Lpg Mount	1
2	63810	(300000000-399999999)	Latch Assy, Lpg Tank Mtg, W/Nut	4
3	51839	(300000000-399999999)	Nut Adjustable, Lpg Tank Mtg	2
4	49263	(300000000-399999999)	Tie, Cable	3
5	82556	(300000000-30001564)	Bracket, Vaporizer	1
6	54930	(30001565-399999999)	Vaporizer, LPG	1

HOW TO ORDER PARTS – See diagram above

Only use TENNANT Company supplied or equivalent parts. Parts and supplies may be ordered online, by phone, by fax or by mail.

Follow the steps below to ensure prompt delivery.

1. **(A)** Identify the machine model.
2. **(B)** Identify the machine serial number from the data plate.
3. **(C)** Ensure the proper serial number is used from the parts list.
4. Identify the part number and quantity. Do not order by page or reference numbers.
5. Provide your name, company name, customer ID number, billing and shipping address, phone number and purchase order number.
6. Provide detail shipping instructions.

(D) ▽ – Identifies an assembly
▲ – Identifies parts included in assembly

EN

Please fill out at time of installation for future reference.

Model No. – _____

Serial No. – _____

Machine Options – _____

Sales Rep. – _____

Sales Rep. phone no. – _____

Customer ID Number – _____

Installation Date – _____

Tennant Company
 PO Box 1452
 Minneapolis, MN 55440
 Phone: (800) 553-8033 or (763) 513-2850
www.tennantco.com

坦能清洁系统设备（上海）有限公司
 中国上海青浦漕盈路3777号1幢201712
 电话: 86 21 6922 53333
 传真: 86 21 69225151
www.tennantco.com.cn

Touch-N-Go, 1-STEP, Grip-N-Go, Dura-Track, SmartRelease, Duramer, Insta-Fit, are trademarks of Tennant Company.

Flow-Rite is a registered trademark of Flow-rite Controls.

Specifications and parts are subject to change without notice.

Copyright © 2013 – 2016 TENNANT Company, Printed in China

CN	<p>如何订购部件 - 参见下表 仅使用 TENNANT 公司提供的或同等部件。部件和供应可以在线订购，通过电话、传真或邮件订购。 请遵循下面的步骤确保及时交付。</p> <ol style="list-style-type: none"> 1. (A) 确定机器型号。 2. (B) 从数据标签确定机器序列号。 3. (C) 确保使用部件列表中的正确序列号。 4. 确定部件号和数量。 不要按页面或参考编号订购。 5. 提供您的姓名、公司名称、客户 ID 号、付帐和送货地址、 电话号码和采购单编号。 6. 提供详细的送货说明。 <hr/> <p>(D) ▽ - 确定组件 ▲ - 确定组件中包含的组件</p>	<p>请在安装时填写供未来参考。</p> <p>型号 - _____</p> <p>序列号 - _____</p> <p>机器选项 - _____</p> <p>销售代表 - _____</p> <p>销售代表电话号码 - _____</p> <p>客户 ID 编号 - _____</p> <p>安装日期 - _____</p>
-----------	--	--

ES	<p>CÓMO SOLICITAR PIEZAS - Consulte el diagrama anterior.</p> <p>Utilice sólo las piezas suministradas por TENNANT Company o piezas equivalentes. Puede solicitar las piezas a través de internet, por teléfono, por fax o por correo.</p> <p>Siga los siguientes pasos para que la entrega sea rápida.</p> <ol style="list-style-type: none"> 1. (A) Indique el modelo de máquina. 2. (B) Indique el número de serie de la etiqueta de datos. 3. (C) Asegúrese de que indica el número de serie correcto de la lista de piezas. 4. Indique la cantidad y el número de la pieza. No realice el pedido indicando el número de página o el de referencia. 5. Incluya su nombre, el nombre de la empresa, el ID de cliente, las direcciones de envío y facturación, el número de teléfono y el número del pedido de compra. 6. Facilite instrucciones de envío. <hr/> <p>(D) ▽ - identifica un conjunto ▲ - identifica piezas de un conjunto</p>	<p>Rellene estos datos cuando realice la instalación para utilizarlos como referencia en el futuro.</p> <p>Nº modelo - _____</p> <p>Nº serie - _____</p> <p>Opciones de la máquina - _____</p> <p>Vendedor - _____</p> <p>Nº teléfono vendedor - _____</p> <p>Nº cliente - _____</p> <p>Fecha de instalación - _____</p>
-----------	---	---

FR	<p>COMMENT COMMANDER DES PIÈCES DÉTACHÉES - Voir le schéma ci-dessus.</p> <p>Utilisez uniquement des pièces fournies par la société TENNANT ou équivalentes. Les pièces et fournitures peuvent être commandées en ligne, par téléphone, fax, ou par courrier.</p> <p>Suivez les étapes ci-dessous pour assurer une livraison rapide.</p> <ol style="list-style-type: none"> 1. (A) Identifiez le modèle de la machine. 2. (B) Identifiez le numéro de série de la machine, à partir de l'étiquette signalétique. 3. (C) Assurez-vous que le numéro de série correct est utilisé à partir de la liste de pièces détachées. 4. Identifiez le numéro de pièce et la quantité. Ne commandez pas par page ou numéros de référence. 5. Fournissez votre nom, le nom de votre société, votre numéro d'identification de client, l'adresse de facturation et d'expédition, le numéro de téléphone et le numéro du bon de commande. 6. Fournissez des instructions d'expédition détaillées. <hr/> <p>(D) ▽ - identifie un assemblage ▲ - identifie les pièces composant l'assemblage</p>	<p>A remplir au moment de l'installation à titre de référence.</p> <p>Nº du modèle - _____</p> <p>Nº de série - _____</p> <p>Options de la machine - _____</p> <p>Agent commercial - _____</p> <p>Nº tél. de l'agent commercial - _____</p> <p>Numéro d'identification client - _____</p> <p>Date d'installation - _____</p>
-----------	---	---

JP	<p>パーツの発注方法 ? 上記の図を参照してください TENNANT社製のパーツまたは同等品のみをお使いください。 パーツやサプライ品のご注文は、オンライン、電話、FAX、または手紙でお願いいたします。 確実にお届けできるように、以下の情報お知らせください。</p> <ol style="list-style-type: none"> 1. (A) 製品のモデル名をお知らせください。 2. (B) 製品のデータラベルに印刷されているシリアル番号 をお知らせください。 3. (C) パーツリストを参照して、シリアル番号が正しいかご確認 ください。 4. パーツ番号と数量をお知らせください。マニュアル/カタログの ページ番号や参照番号でのご注文はご遠慮ください。 5. お客様のお名前、会社名、顧客ID番号、請求/発送先住所、 電話番号、注文書番号をお知らせください。 6. 発送に関するご希望があれば、明記してください。 <hr/> <p>(D) ▽ - アセンブリを示します ▲ - アセンブリに含まれるパーツを示します</p>	<p>後日確認できるように、設置時に記入してください。</p> <p>モデルNo. - _____</p> <p>シリアルNo. - _____</p> <p>製品のオプション - _____</p> <p>販売代理店 - _____</p> <p>販売代理店の電話番号 - _____</p> <p>顧客ID番号 - _____</p> <p>設置日 - _____</p>
-----------	--	---

GENERAL RECOMMENDED MAINTENANCE**General Recommended Maintenance Items**

Ref.	Part No.	Serial Number	Description	Qty.
	1200430	(30000000-39999999)	Blade, Sqge, Side, 22.50l, Linatex	2
	1202159	(30000000-39999999)	Blade, Sqge, Side, 22.50l, Ure	2
	1202160	(30000000-39999999)	Blade, Sqge, Side, 22.50l, Gum	2
	1200383	(30000000-39999999)	Blade, Sqge, Front, 42.59l [Linard]	1
	1200384	(30000000-39999999)	Blade, Sqge, Rear, Linatex	1
	1201825	(30000000-39999999)	Blade, Sqge, Front, 43.19l [Gum]	1
	1201823	(30000000-39999999)	Blade, Sqge, Front, 43.19l [Urethane]	1
	1201826	(30000000-39999999)	Blade, Sqge, Rear, Gum	1
	1201824	(30000000-39999999)	Blade, Sqge, Rear, Urethane	1
	1054100	(30000000-39999999)	Wheel, 04.0d 2.56w 0.41b	2
	363162	(30000000-39999999)	Wheel, 04.0d 0.89w 0.64b	2
	1205850	(30000000-39999999)	Caster Assy, Swivel	2
	1027944	(30000000-39999999)	Battery, Wet, 06vdc 0240ah, W/O Carton	6
	1070586	(30000000-39999999)	Battery, Wet, 06vdc 0360ah, W/O Carton	6
▽	9010935	(30000000-39999999)	Tool, Belt, Cyl Head, Afmkt [T12] (Cylindrical Scrub Head)	1
▲	1200334	(30000000-39999999)	Belt, Drive, 7 Grv	2
▲	1203758	(30000000-39999999)	Tool, Installation, Belt	1
	1201053	(30000000-39999999)	Skirt, Rbr, Front, Disc (Disc Scrub Head)	1
	1201185	(30000000-39999999)	Strip, Skirt, Rear, Disc (Disc Scrub Head)	1
	361144	(30000000-39999999)	Key, Ignition, Sgl	1
	16411	(30000000-39999999)	Off Whites/G Acrylic12.8oz[Acm101-00171]	1
	16412	(30000000-39999999)	Teal Blue S/G Enamel12.8oz[lcm101-70266]	1
	377540	(30000000-39999999)	Paint, Airdry, Blk, 12oz	1
	377538	(30000000-39999999)	Paint, Airdry, Gray, 12oz [Enamel]	1
	377537	(30000000-39999999)	Iron Gray S/G Enamel12.8oz[lcm101-00517]	1

GENERAL RECOMMENDED MAINTENANCE

SECTION 2

Contents	Page
Fig. 1 – Replacement Brushes, Scrub Head	2-2
Fig. 2 – Replacement Brushes, Side Brush	2-4
Fig. 3 – Main Frame and Wheels Group	2-6
Fig. 4 – Front Bumper and Side Door Group	2-8
Fig. 5 – Seat Support Group	2-10
Fig. 6 – Seat Group, Standard	2-12
Fig. 7 – Seat Kit, Deluxe	2-14
Fig. 8 – Steering and Instrument Panel Group, T12	2-16
Fig. 9 – Steering and Instrument Panel Group, T12XP	2-18
Fig. 10 – Front Cover and Directional Pedal Group	2-20
Fig. 11 – Scrub Head Lift Group	2-22
Fig. 12 – Scrub Head and Drive Motor Group, Disk	2-24
Fig. 13 – Scrub Head Frame Group, Cylindrical	2-26
Fig. 14 – Scrub Head Drive Motor Group, Cylindrical	2-28
Fig. 15 – Scrub Head Side Squeegee Group, Right Hand	2-30
Fig. 16 – Scrub Head Side Squeegee Group, Left Hand	2-32
Fig. 17 – Recovery Tank Group	2-34
Fig. 18 – Vacuum Fan Group	2-36
Fig. 19 – Solution Tank Group	2-38
Fig. 20 – Rear Squeegee Lift Group	2-40
Fig. 21 – Rear Squeegee Kit	2-42
Fig. 22 – Electrical Circuit Board Group	2-44
Fig. 23 – Electrical Contactor and Wires Group	2-46
Fig. 24 – Battery Group, 240Ah	2-48
Fig. 25 – Electrical Schematic Group	2-50
Fig. 26 – Wire Harnesses Group	2-54
Fig. 27 – Labels Group	2-59

STANDARD PARTS

Fig. 1 – Replacement Brushes, Scrub Head

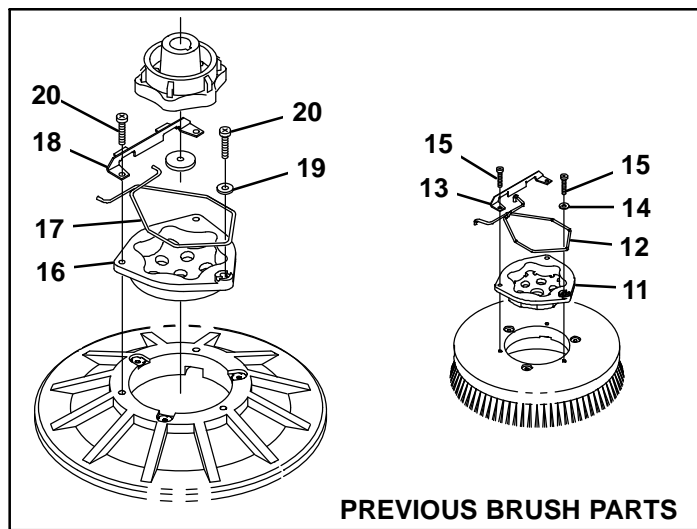
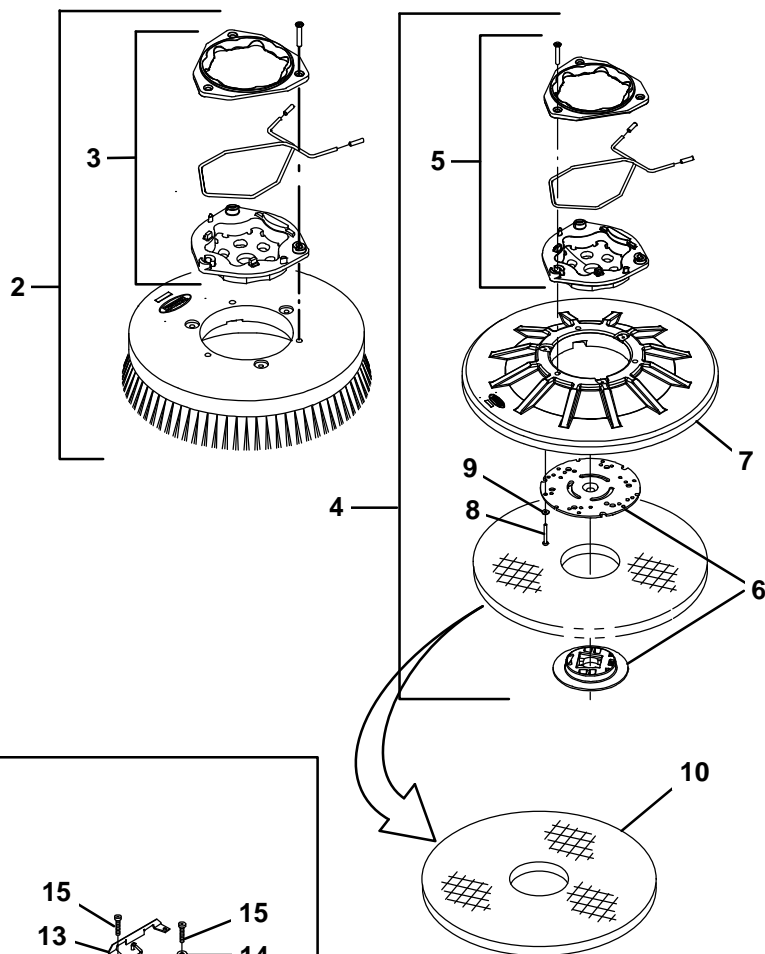
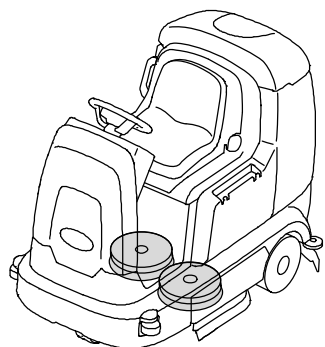
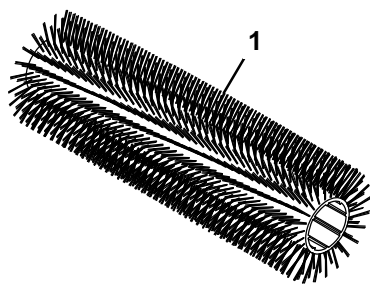
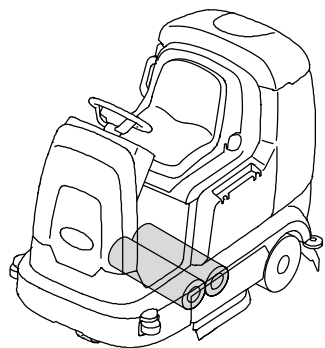


Fig. 1 – Replacement Brushes, Scrub Head

Ref.	Part No.	Serial Number	Description	Qty.
1	1201572	(30000000–39999999)	Brush, Scb, 31l, 18sr, Polypropylene, Spl	2
1	1201926	(30000000–39999999)	Brush, Scb, 31l, 18sr, Polypropylene, 2 Way, Spl	2
1	1201927	(30000000–39999999)	Brush, Scb, 31l, 18sr, Polyester, Spl	2
1	1201928	(30000000–39999999)	Brush, Scb, 31l, 18sr, Super Abrasive	2
▽	2	1220235	(30000000–39999999) Brush Assy, Disk, Scrub, 16.0D, Nylon	2
▲	3	9014662	(30000000–39999999) Brush Kit, Hub Assy, Drive, Ci [Hdpe In]	1
▽	2	1220241	(30000000–39999999) Brush Assy, Disk, Scrub, 16.0D, Polypropylene	2
▲	3	9014662	(30000000–39999999) Brush Kit, Hub Assy, Drive, Ci [Hdpe In]	1
▽	2	1221543	(30000000–39999999) Brush Assy, Disk, Scrub, 16.0D, Super Abrasive	2
▲	3	9014662	(30000000–39999999) Brush Kit, Hub Assy, Drive, Ci [Hdpe In]	1
▽	2	1220236	(30000000–39999999) Brush Assy, Disk, Scrub, 16.0D, Polypropylene Stiff	2
▲	3	9014662	(30000000–39999999) Brush Kit, Hub Assy, Drive, Ci [Hdpe In]	1
▽	4	1220199	(30000000–39999999) Driver Assy, Pad, 16.0D	2
▲	5	9014666	(30000000–39999999) Brush Kit, Hub Assy, Drive, Ci [Uhmw]	1
▲	6	370095	(30000000–39999999) Device, Centering, Clip On, Ti [Gf Pp]	1
▲	7	397976	(30000000–39999999) Disk, Driver, Pad, W/Face, 16.0D	1
▲	8	09198	(30000000–39999999) Screw, Pan, Phl, M4 X 0.70 X 35, Ss	3
▲	9	41579	(30000000–39999999) Washer, Flat, 08, Ss	3
	10	63248–1	(30000000–39999999) Pad, Stripping, 16.0d, Brown [1pick=1pad]	2
	10	63248–2	(30000000–39999999) Pad, Scrubbing, 16.0d, Blu [1pick=1pad]	2
	10	63248–3	(30000000–39999999) Pad, Buff, 16.0d, Red [1pick=1pad]	2
	10	63248–4	(30000000–39999999) Pad, Polish, 16.0d, White [1pick=1pad]	2
	10	370092	(30000000–39999999) Pad, Stripping, 16.0d [Hi Prod, Black, 1pick=1pad]	2
	10	1051027	(30000000–39999999) Pad, Surf Prep, 16.0d [Maroon, 1pick=1pad]	2

Previous Brush Parts

Ref.	Part No.	Serial Number	Description	Qty.
11	1017368	(30000000–39999999)	Hub, Drive, Brush, Disk, 3hole 5.8bc	1
12	14838	(30000000–39999999)	Spring, Wir, 0.16d, Brush Retaining	1
13	24299	(30000000–39999999)	Bracket, Retainer, Spring	1
14	01684	(30000000–39999999)	Washer, Flat, 0.27b 0.69d .05, Ss	1
15	32746	(30000000–39999999)	Screw, Pan, Phl, M6 X 1.00 X 35, Ss	2
16	15539	(30000000–39999999)	Hub, Drive, Brush, Disk, 3hole 5.8bc[6t]	1
17	14838	(30000000–39999999)	Spring, Wir, 0.16d, Brush Retaining	1
18	24299	(30000000–39999999)	Bracket, Retainer, Spring	1
19	01684	(30000000–39999999)	Washer, Flat, 0.27b 0.69d .05, Ss	1
20	32746	(30000000–39999999)	Screw, Pan, Phl, M6 X 1.00 X 35, Ss	1
	30241	(30000000–39999999)	Brush Assy, Disk, Scb, 16.0d, Polypropylene (Replaced by 1220241)	2
	1042500	(30000000–39999999)	Brush Assy, Disk, Scb, 16.0d, Polypropylene Stiff (Replaced by 1220236)	2
	1042499	(30000000–39999999)	Brush Assy, Disk, Scb, 16.0d, Nylon (Replaced by 1220235)	2
	1042504	(30000000–39999999)	Brush Assy, Disk, Scb, 16.0d, Super Abrasive (Replaced by 1221543)	2
	397916	(30000000–39999999)	Driver Assy, Pad, 16. (Replaced by 1220199)	2

STANDARD PARTS

Fig. 2 - Replacement Brushes, Side Brush

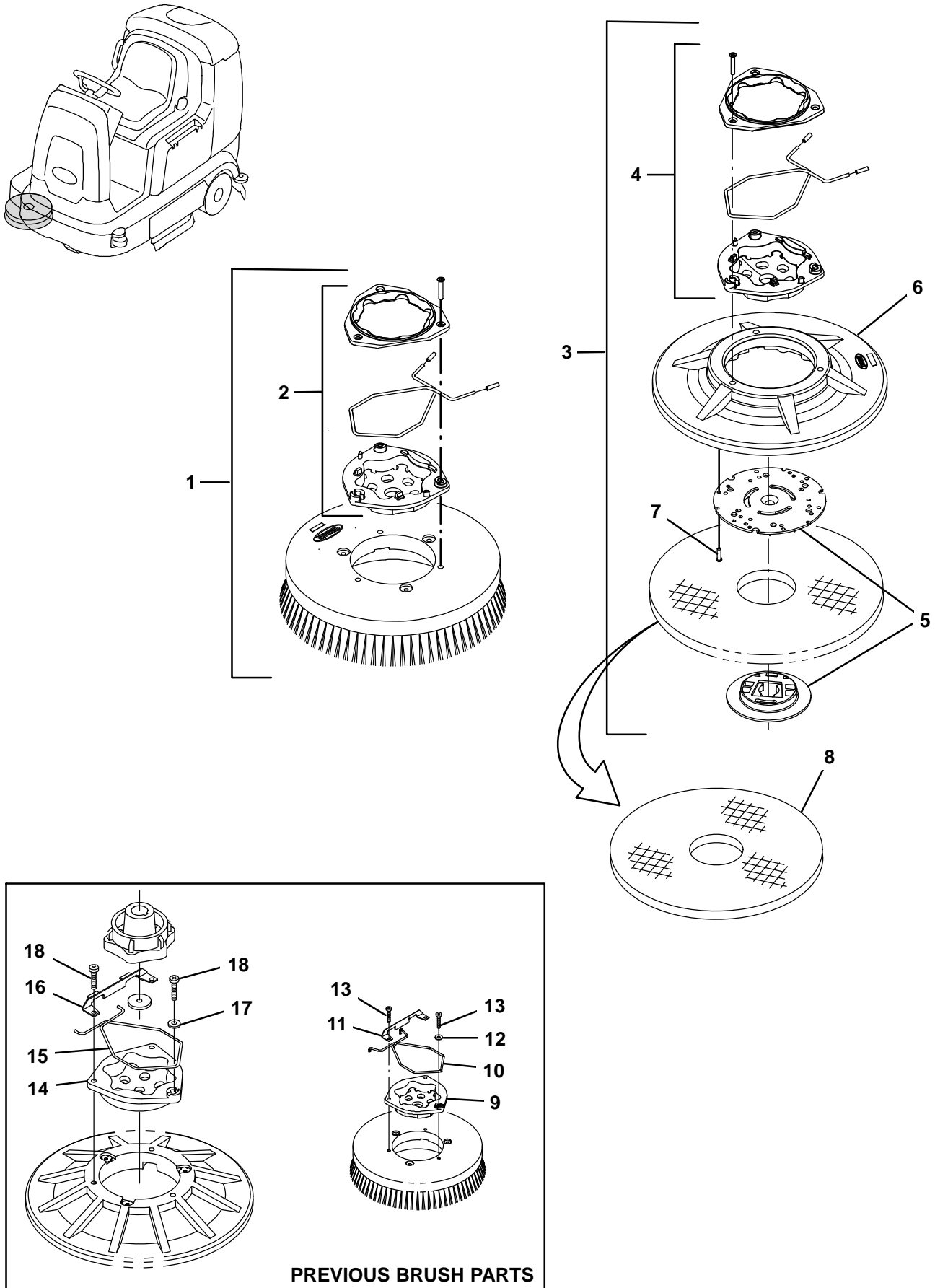


Fig. 2 - Replacement Brushes, Side Brush

Ref.	Part No.	Serial Number	Description	Qty.
▽	1	1220230	(30000000- 39999999) Brush Assy, disk, Scb, 13.0D, Nylon	2
▲	2	9014662	(30000000- 39999999) Brush Kit, Hub Assy, Drive, CI (HDPE IN)	1
▽	1	1220231	(10000000- 19999999) Brush Assy, disk, Scb, 13.0D, Polypropylene Stiff	2
▲	2	9014662	(10000000- 19999999) Brush Kit, Hub Assy, Drive, CI (HDPE IN)	1
▽	1	1220232	(30000000- 39999999) Brush Assy, disk, Scb, 13.0d, Super Abrasive	2
▲	2	9014662	(30000000- 39999999) Brush Kit, Hub Assy, Drive, CI (HDPE IN)	1
▽	3	1220243	(30000000- 39999999) Driver Assy, Pad, 13.0D	1
▲	4	9014664	(30000000- 39999999) Brush Kit, Hub Assy, Drive, CI (HDPE)	1
▲	5	370095	(30000000- 39999999) Device, Centering, Clip On, TI [Gf Pp]	1
▲	6	1016063	(30000000- 39999999) Disk, Driver,)Pad, W/Face, 13.0D	1
▲	7	360943	(30000000- 39999999) Screw, Pan, Phl, 10- 14 X 0.75, F/Plstc	3
	8	89046	(30000000- 39999999) Pad, Stripping, 13.0d, Brown[1pick=1pad]	2
	8	89047	(30000000- 39999999) Pad, Scrubbing, 13.0d, Blue	2
	8	89048	(30000000- 39999999) Pad, Buff, 13.0d, Red [1pick=1pad]	2
	8	89049	(30000000- 39999999) Pad, Polish, 13.0d, White [1pick=1pad]	2
	8	1051024	(30000000- 39999999) Pad, Surf Prep, 13.0d [Mar, 1pick=1pad]	2
Ref.	Part No.	Serial Number	Description	Qty.
	9	1017368	(30000000- 39999999) Hub, Drive, Brush, Disk, 3hole 5.8bc	1
	10	14838	(30000000- 39999999) Spring, Wir, 0.16d, Brush Retaining	1
	11	24299	(30000000- 39999999) Bracket, Retainer, Spring	1
	12	01684	(30000000- 39999999) Washer, Flat, 0.27b 0.69d .05, Ss	1
	13	32746	(30000000- 39999999) Screw, Pan, Phl, M6 X 1.00 X 35, Ss	3
	14	1017368	(30000000- 39999999) Hub, Drive, Brush, Disk, 3hole 5.8bc	1
	15	1017957	(30000000- 39999999) Spring, Retaining, Brush	1
	16	24299	(30000000- 39999999) Bracket, Retainer, Spring	1
	17	01684	(30000000- 39999999) Washer, Flat, 0.27b 0.69d .05, Ss	1
	18	32746	(30000000- 39999999) Screw, Pan, Phl, M6 X 1.00 X 35, Ss	3
		1042492	(30000000- 39999999) Brush Assy, Disk, Scb, 13.0d, Nylon (Scrubbing) (Replaced by 1220230)	1
		1042494	(30000000- 39999999) Brush Assy, Disk, Scb, 13.0d, Polypropylene Stiff (Scrubbing) (Replaced by 1220231)	1
		1042496	(30000000- 39999999) Brush Assy, Disk, Scb, 13.0d, Super Abrasive (Scrubbing) (Replaced by 1220232)	1
		379013	(30000000- 39999999) Driver Assy, Pad, 13.0d (Replaced by 1220243)	2

STANDARD PARTS

Fig. 3 – Main Frame and Wheels Group

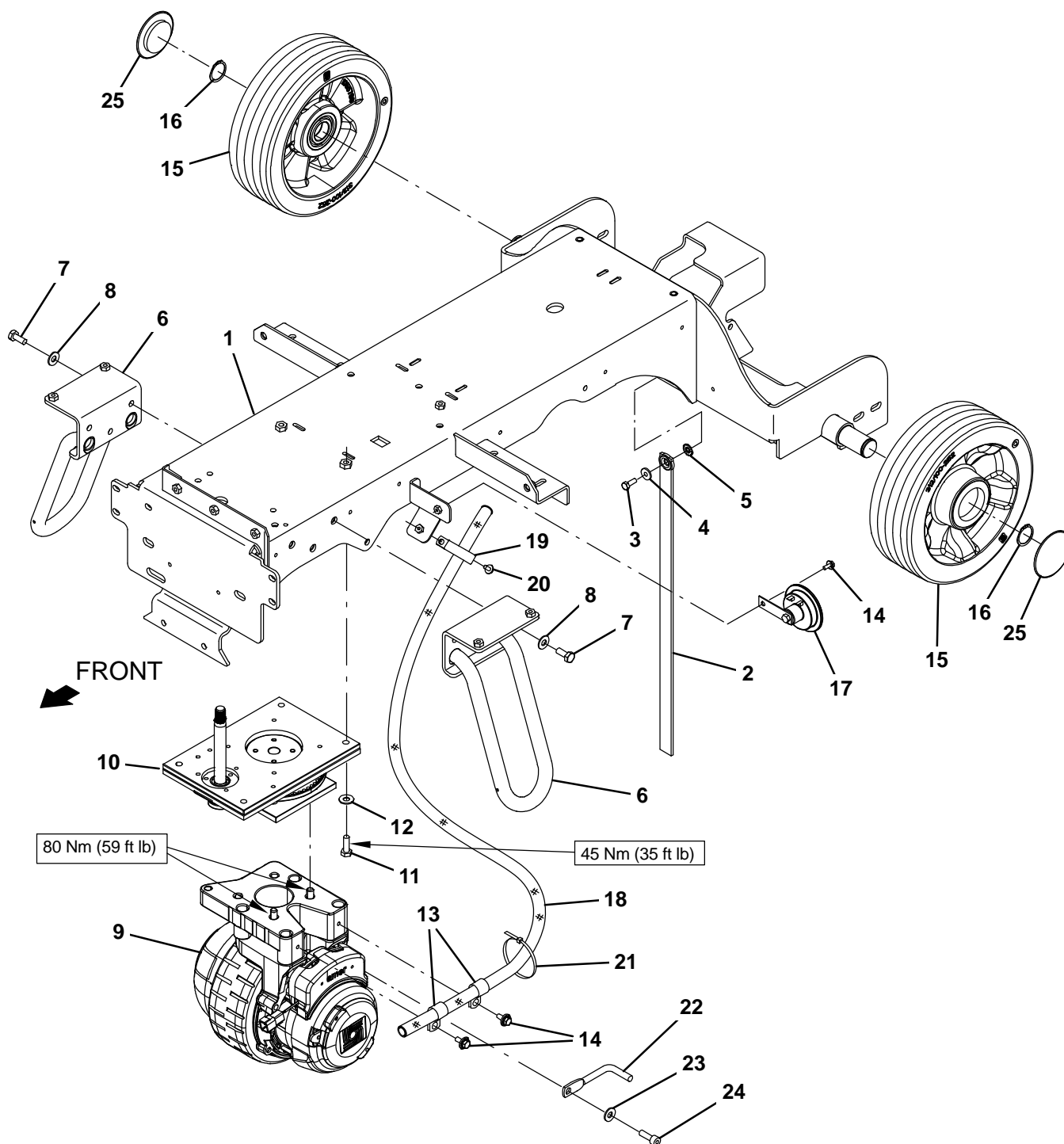


Fig. 3 – Main Frame and Wheels Group

Ref.	Part No.	Serial Number	Description	Qty.
1	1200025	(30000000–39999999)	Frame Wldt [T12]	1
2	71579	(30000000–39999999)	Strap, Static, W/Grommet, .19 1.1w 25.0l	1
3	09011	(30000000–39999999)	Screw, Hex, M8 X 1.25 X 30, Ss	1
4	41141	(30000000–39999999)	Washer, Lock, Int–Ext, 0.31	1
5	01685	(30000000–39999999)	Washer, Flat, 0.38b 0.88d .08, Ss	1
6	1200298	(30000000–39999999)	Stabilizer Wldt [Cassoday]	2
7	12317	(30000000–39999999)	Screw, Hex, M10 X 1.50 X 30, Ss	6
8	01686	(30000000–39999999)	Washer, Flat, 0.44b 1.00d .08, Ss	6
9	1200150	(30000000–39999999)	Wheel, Drive, Ac (See Breakdown)	1
10	1200203	(30000000–39999999)	Steer–Control Assy, Wheel Drive (See Breakdown)	1
11	09028	(30000000–39999999)	Screw, Hex, M10 X 1.50 X 25, Ss	4
12	01686	(30000000–39999999)	Washer, Flat, 0.44b 1.00d .08, Ss	4
13	69234	(30000000–39999999)	Clamp, Cable, Stl, 1.00d X 0.75w, 1hole	2
14	1020341	(30000000–39999999)	Screw, Hex, M8 X 1.25 X 20, Ss, Sems	3
15	1060626	(30000000–39999999)	Tire Assy, Solid, 300mm X 100mm, Ure	2
16	1059019	(30000000–39999999)	Ring, Retaining, Ext, 1.375od	2
17	1057780	(30000000–39999999)	Horn, 36vdc, 110dba	1
18	82833	(30000000–39999999)	Sleeve, Nyl, 1.22id 35.0l	1
19	09570	(30000000–39999999)	Clamp, Cable, Stl, 0.9x1.8x0.62w, 1hole	1
20	1034731	(30000000–39999999)	Screw, Hex, M6 X 1.00 X 16, Ss, Sems	1
21	130773	(30000000–39999999)	Tie, Cable, Nyl, 11.0l, .14w, 3.0 Max. D	3
22	1207171	(30000000–39999999)	Rod, Sppt	1
23	33924	(30000000–39999999)	Washer, Flat, M10, Ss	1
24	41358	(30000000–39999999)	Screw, Soc, M10X1.50X35, 12.9	1
25	9011872	(30000000–39999999)	Cap, Hub, Wheel [For 1060626]	2

STANDARD PARTS

Fig. 4 – Front Bumper and Side Door Group

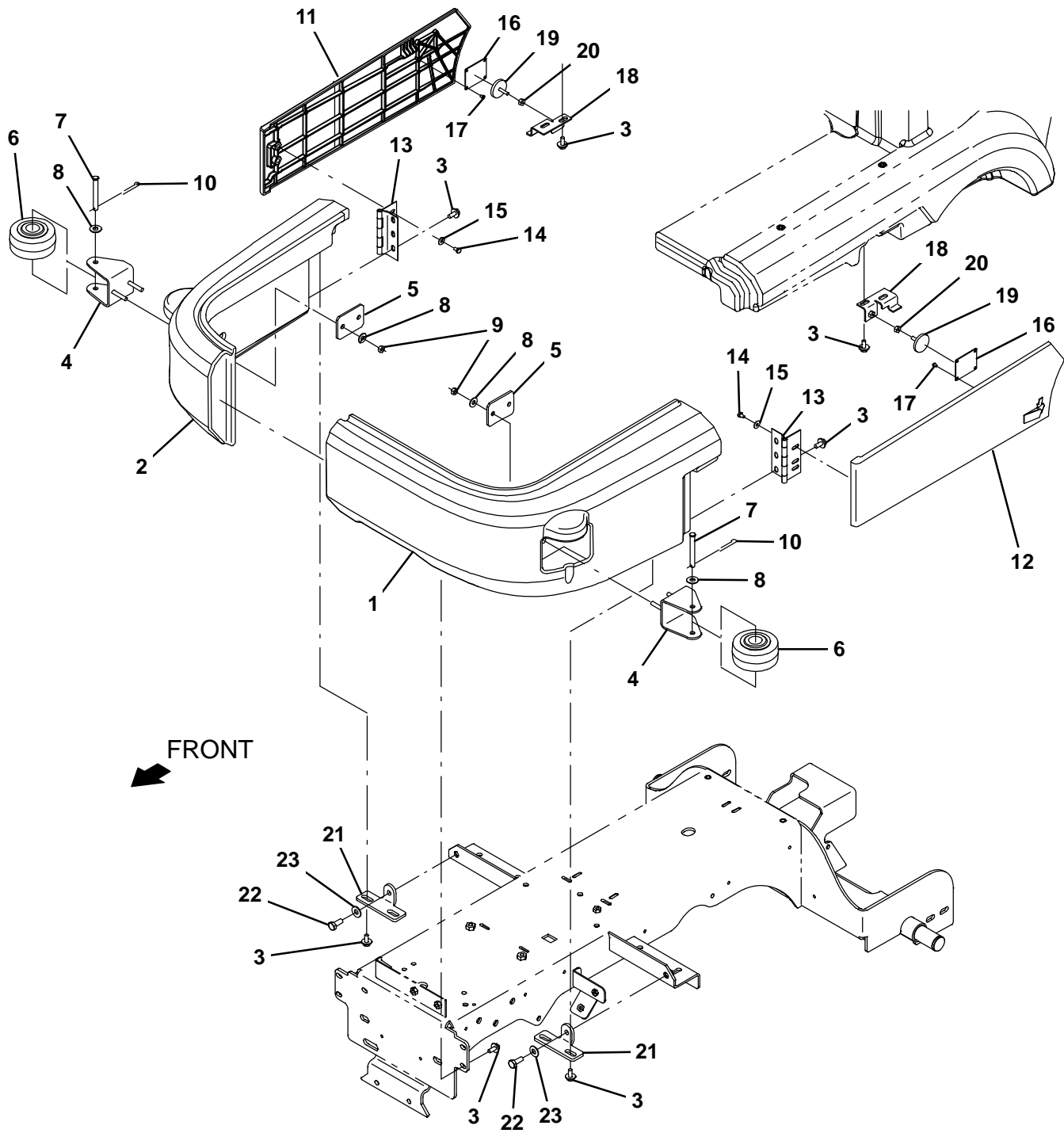


Fig. 4 – Front Bumper and Side Door Group

Ref.	Part No.	Serial Number	Description	Qty.
1	9010924	(30000000–39999999)	Bumper, Lh, Afmkt [T12]	1
2	9010925	(30000000–39999999)	Bumper, Rh, Afmkt [T12]	1
3	1020341	(30000000–39999999)	Screw, Hex, M8 X 1.25 X 20, Ss, Sems	15
4	1200869	(30000000–39999999)	Channel Wldt, Rlr	2
5	1200870	(30000000–39999999)	Plate, Backing, Roller	2
6	1054100	(30000000–39999999)	Wheel, 04.0d 2.56w 0.41b	2
7	57598	(30000000–39999999)	Pin, Clevis, 0.37d X 3.25l	2
8	01685	(30000000–39999999)	Washer, Flat, 0.38b 0.88d .08, Ss	6
9	08713	(30000000–39999999)	Nut, Hex, Lock, M8 X 1.25, NI, Ss	4
10	44906	(30000000–39999999)	Pin, Cotter, Hair, 0.38d .093 Wir	2
11	1202289	(30000000–39999999)	Panel, Door, Rh	1
12	1202392	(30000000–39999999)	Panel, Door, Lh	1
13	1202349	(30000000–39999999)	Hinge, Brush Door, Bent	2
14	06941	(30000000–39999999)	Screw, Hex, M6 X 1.00 X 10, 8.8	4
15	01684	(30000000–39999999)	Washer, Flat, 0.27b 0.69d .05, Ss	4
16	1202941	(30000000–39999999)	Plate, Latch	2
17	1203025	(30000000–39999999)	Screw, Pan, Phl, 08–16 X 0.25, F/Plstc	8
18	1200984	(30000000–39999999)	Bracket Wldt, Latch, Lh	2
19	1202779	(30000000–39999999)	Magnet, Latch, Brush Door	2
20	32520	(30000000–39999999)	Nut, Hex, Jam, .25–20	2
21	1200460	(30000000–39999999)	Bracket, Bumper, Right	2
22	09028	(30000000–39999999)	Screw, Hex, M10 X 1.50 X 25, Ss	2
23	01686	(30000000–39999999)	Washer, Flat, 0.44b 1.00d .08, Ss	2

STANDARD PARTS

Fig. 5 - Seat Support Group

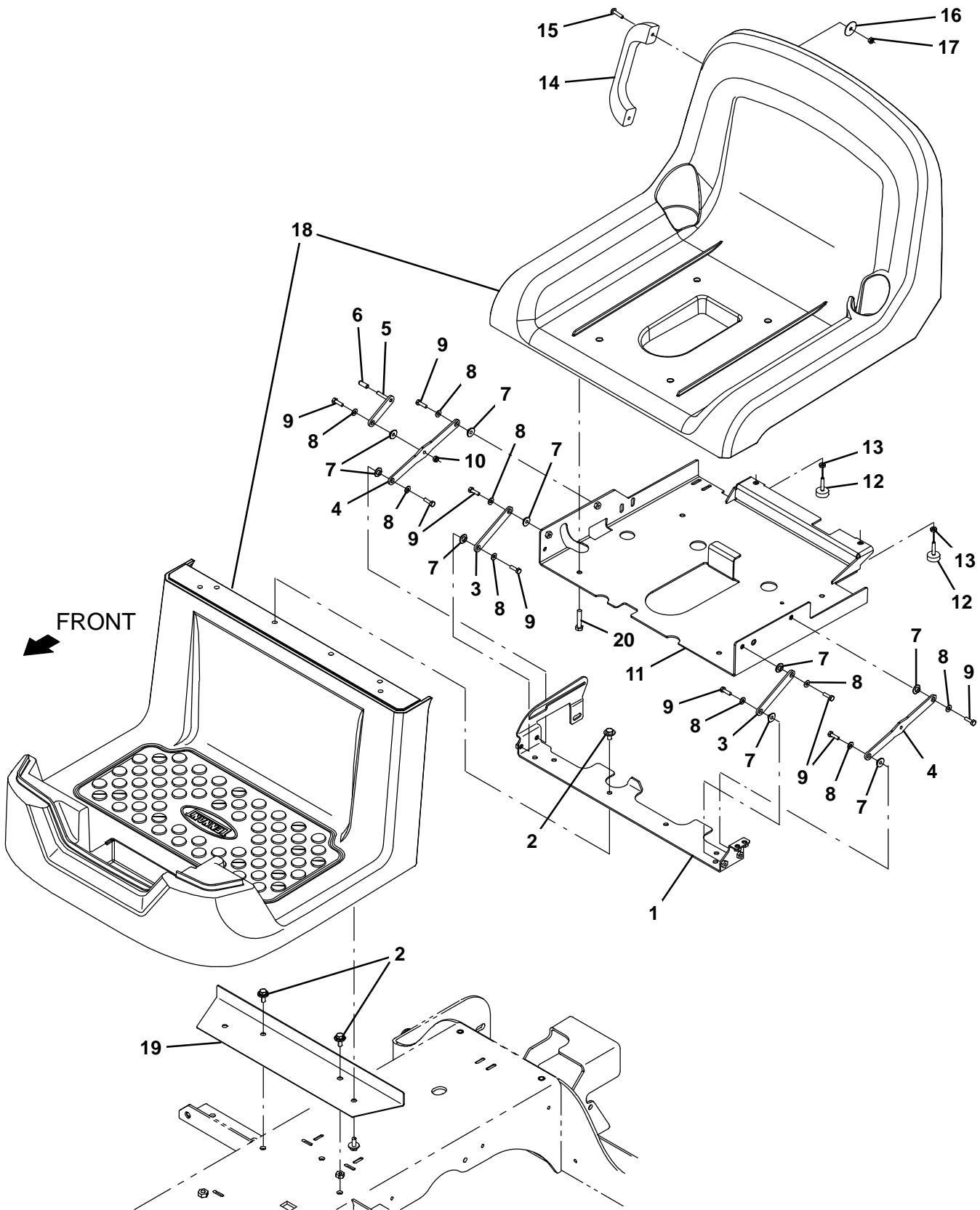


Fig. 5 – Seat Support Group

Ref.	Part No.	Serial Number	Description	Qty.
1	9011057	(30000000–39999999)	Plate Wldt, Mtg, W/Label, Aftmkt, Na	1
1	9011058	(30000000–39999999)	Plate Wldt, Mtg, W/Label, Aftmkt, JP	1
2	1020341	(30000000–39999999)	Screw, Hex, M8 X 1.25 X 20, Ss, Sems	10
3	1200827	(30000000–39999999)	Link, Oprtr Station	2
4	1200828	(30000000–39999999)	Link, Oprtr Station	2
5	1201103	(30000000–39999999)	Link Wldt, Oprtr Station	1
6	1202957	(30000000–39999999)	Grip, Handle, .25d .90l Yel	1
7	1202156	(30000000–39999999)	Sleeve, Flange	9
8	19066	(30000000–39999999)	Washer, Flat, 0.25b 0.56d .05, Pl, 10	10
9	08716	(30000000–39999999)	Screw, Hex, M6 X 1.00 X 20, Ss	9
10	08708	(30000000–39999999)	Nut, Hex, Lock, M6 X 1.00, NI	1
11	1200210	(30000000–39999999)	Channel Wldt, Seat	1
12	20802	(30000000–39999999)	Bumper, Rbr, 1.0d 0.38th .25–20	2
13	32520	(30000000–39999999)	Nut, Hex, Jam, .25–20	2
14	381962	(30000000–39999999)	Handle, Container	1
15	382726	(30000000–39999999)	Screw, Pan, Phl, M6 X 1.00 X 25, 4.8	2
16	41178	(30000000–39999999)	Washer, Flat, 0.25, Fendr	2
17	08712	(30000000–39999999)	Nut, Hex, Lock, M6 X 1.00, NI, Ss	2
18	9009632	(10000000–19999999)	Part Kit, Station, Oprtn, Plstc [2Pc=1Kit]	1
19	1200612	(30000000–39999999)	Angle, Support	1
20	09026	(30000000–39999999)	Screw, Hex, M8 X 1.25 X 40, Ss	4

STANDARD PARTS

Fig. 6 – Seat Group, Standard

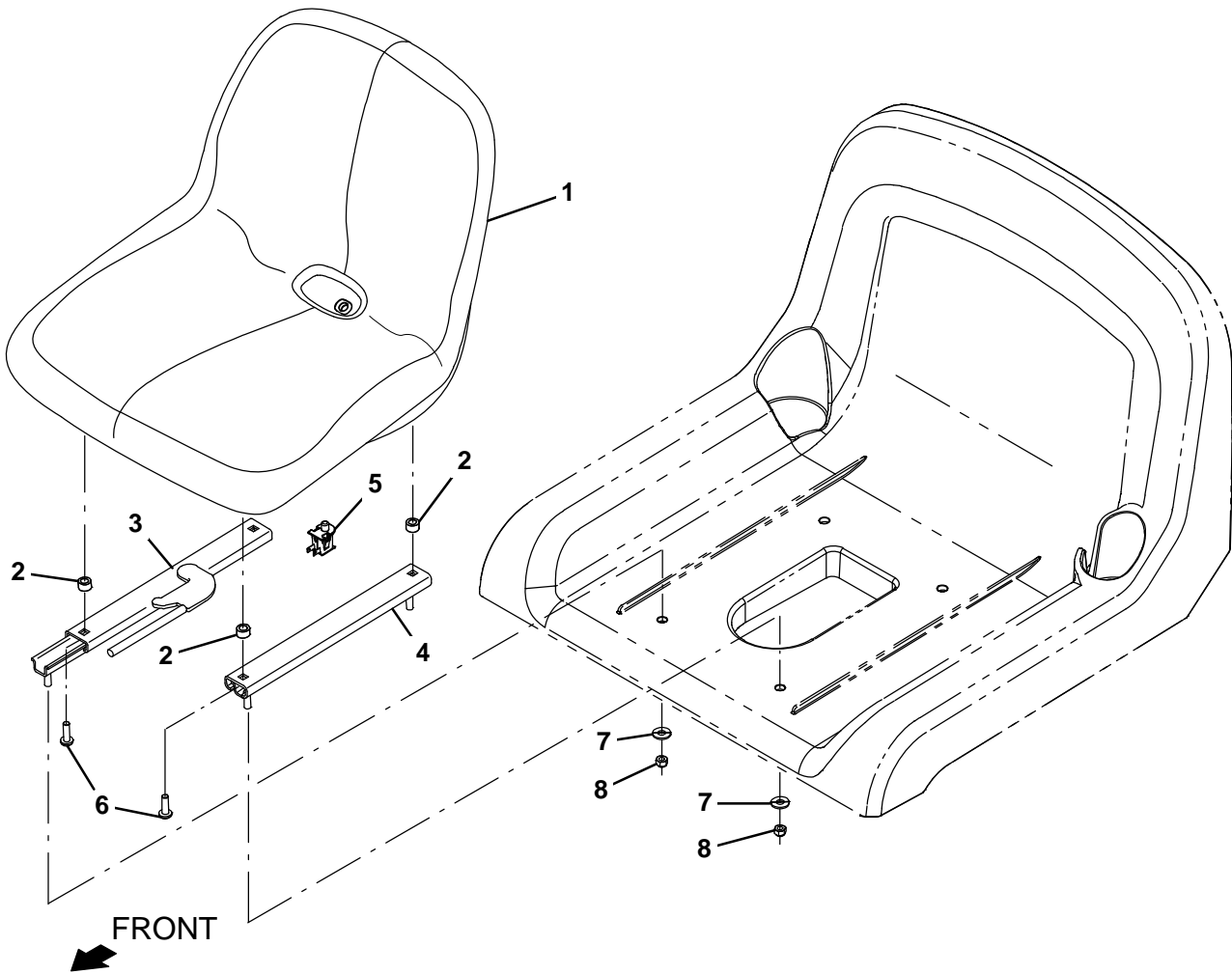


Fig. 6 – Seat Group, Standard

Ref.	Part No.	Serial Number	Description	Qty.
1	1201894	(30000000–39999999)	Seat, Std [Milsco]	1
2	1051052	(30000000–39999999)	Spacer, Rnd, .38b .88d .38l	4
3	360370	(30000000–39999999)	Track, Slide, Seat Adj, 12.5l, W/Latch	1
4	360369	(30000000–39999999)	Track, Slide, Seat Adj, 12.5l	1
5	1048955	(30000000–39999999)	Switch, Seat, No [Delta 6440–04]	1
6	1035038	(30000000–39999999)	Screw, Hex, .31–18 X 1.38, Ss, NI	4
7	01685	(30000000–39999999)	Washer, Flat, 0.38b 0.88d .08, Ss	4
8	41437	(30000000–39999999)	Nut, Hex, Lock, .31–18, NI, Ss	4

STANDARD PARTS

Fig. 7 - Seat Kit, Deluxe

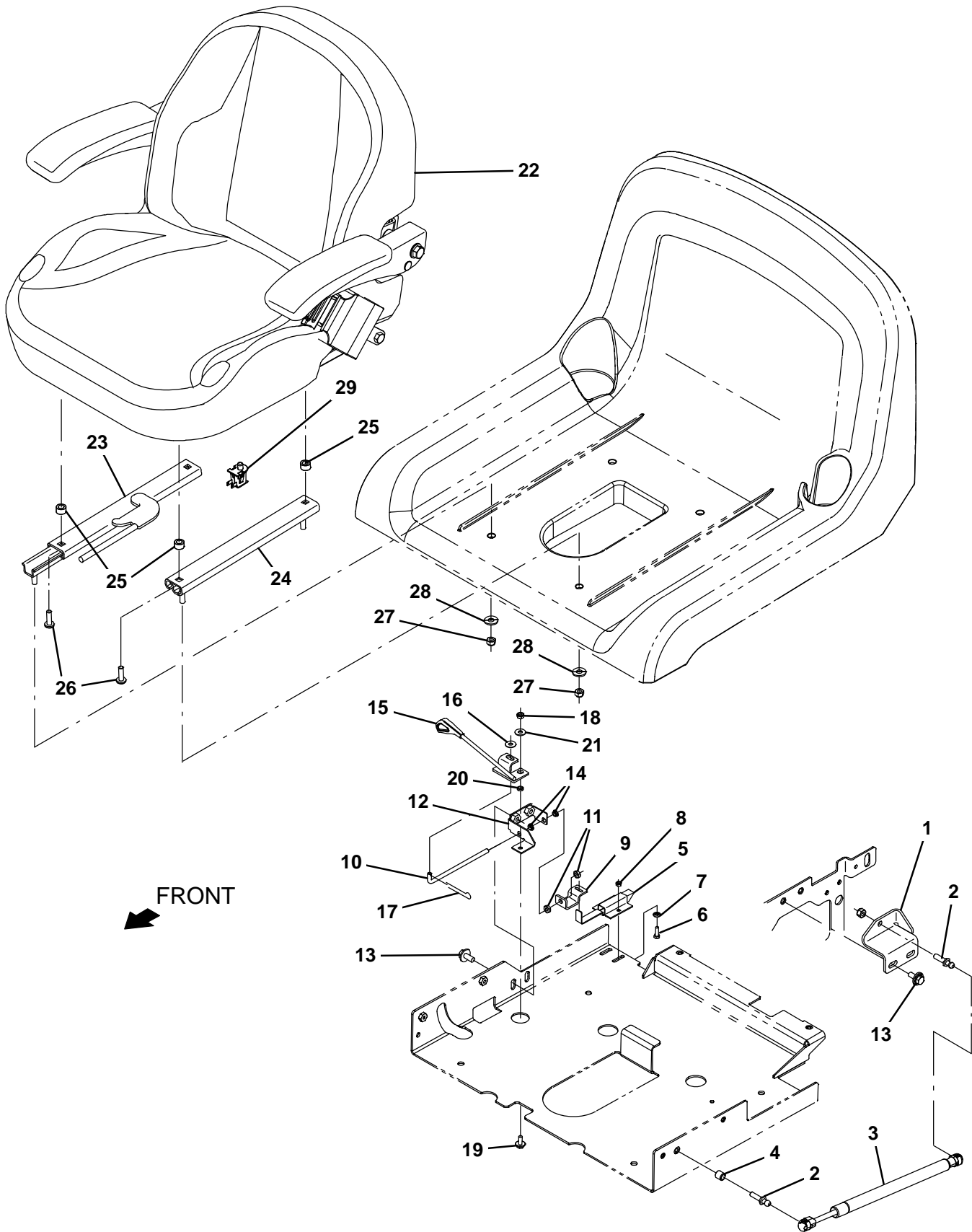


Fig. 7 – Seat Kit, Deluxe

Ref.	Part No.	Serial Number	Description	Qty.
▽	9009836	(30000000–39999999)	Seat Kit, Deluxe, Ci [T12]	1
▲	1 1202800	(30000000–39999999)	Bracket, Mtg, Ball Stud	1
▲	2 1012878	(30000000–39999999)	Stud, Ball, .39d .31–18	2
▲	3 14464	(30000000–39999999)	Gas spring, 35lb, 8.0strk	1
▲	4 222460	(30000000–39999999)	Sleeve, P/M, 0.32b 0.50d 0.5l [430ss]	1
▲	5 1025736	(30000000–39999999)	Latch	1
▲	6 24199	(30000000–39999999)	Screw, Hex, M5 X 0.80 X 16, Ss	2
▲	7 140011	(30000000–39999999)	Washer, Flat, 0.21b 0.45d .03, Ss	2
▲	8 09739	(30000000–39999999)	Nut, Hex, Lock, M5 X 0.80, NI, Ss	2
▲	9 1200999	(30000000–39999999)	Angle, Latch	1
▲	10 1203958	(30000000–39999999)	Handle, Latch	1
▲	11 32520	(30000000–39999999)	Nut, Hex, Jam, .25–20	2
▲	12 1203946	(30000000–39999999)	Bracket Wldt, Latch	1
▲	13 1020341	(30000000–39999999)	Screw, Hex, M8 X 1.25 X 20, Ss, Sems	4
▲	14 80921	(30000000–39999999)	Bushing, Snap–In, 0.25b 0.31d 0.08th Nyl	2
▲	15 1205295	(30000000–39999999)	Handle Assy, Latch, Seat	1
▲	16 01684	(30000000–39999999)	Washer, Flat, 0.27b 0.69d .05, Ss	2
▲	17 08085	(30000000–39999999)	Pin, Cotter, Hair, 0.31d .058 Wir	1
▲	18 08712	(30000000–39999999)	Nut, Hex, Lock, M6 X 1.00, NI, Ss	1
▲	19 1034731	(30000000–39999999)	Screw, Hex, M6 X 1.00 X 16, Ss, Sems	1
▲	20 1205764	(30000000–39999999)	Sleeve, P/M, 0.25b 0.38d 0.1l [430ss]	1
▲	21 29570	(30000000–39999999)	Washer, Flat, 0.28b 1.00d .06, Stl	1
▲	22 1201428	(30000000–39999999)	Seat, Dlx, W/ Armrests & Seatbelt	1
▲	23 360370	(30000000–39999999)	Track, Slide, Seat Adj, 12.5l, W/Latch	1
▲	24 360369	(30000000–39999999)	Track, Slide, Seat Adj, 12.5l	1
▲	25 1051052	(30000000–39999999)	Spacer, Rnd, .38b .88d .38l	4
▲	26 1035038	(30000000–39999999)	Screw, Hex, .31–18 X 1.38, Ss, NI	4
▲	27 41437	(30000000–39999999)	Nut, Hex, Lock, .31–18, NI, Ss	4
▲	28 01685	(30000000–39999999)	Washer, Flat, 0.38b 0.88d .08, Ss	4
▲	29 1048955	(30000000–39999999)	Switch, Seat, No [Delta 6440–04]	4

STANDARD PARTS

Fig. 8 - Steering and Instrument Panel Group, T12

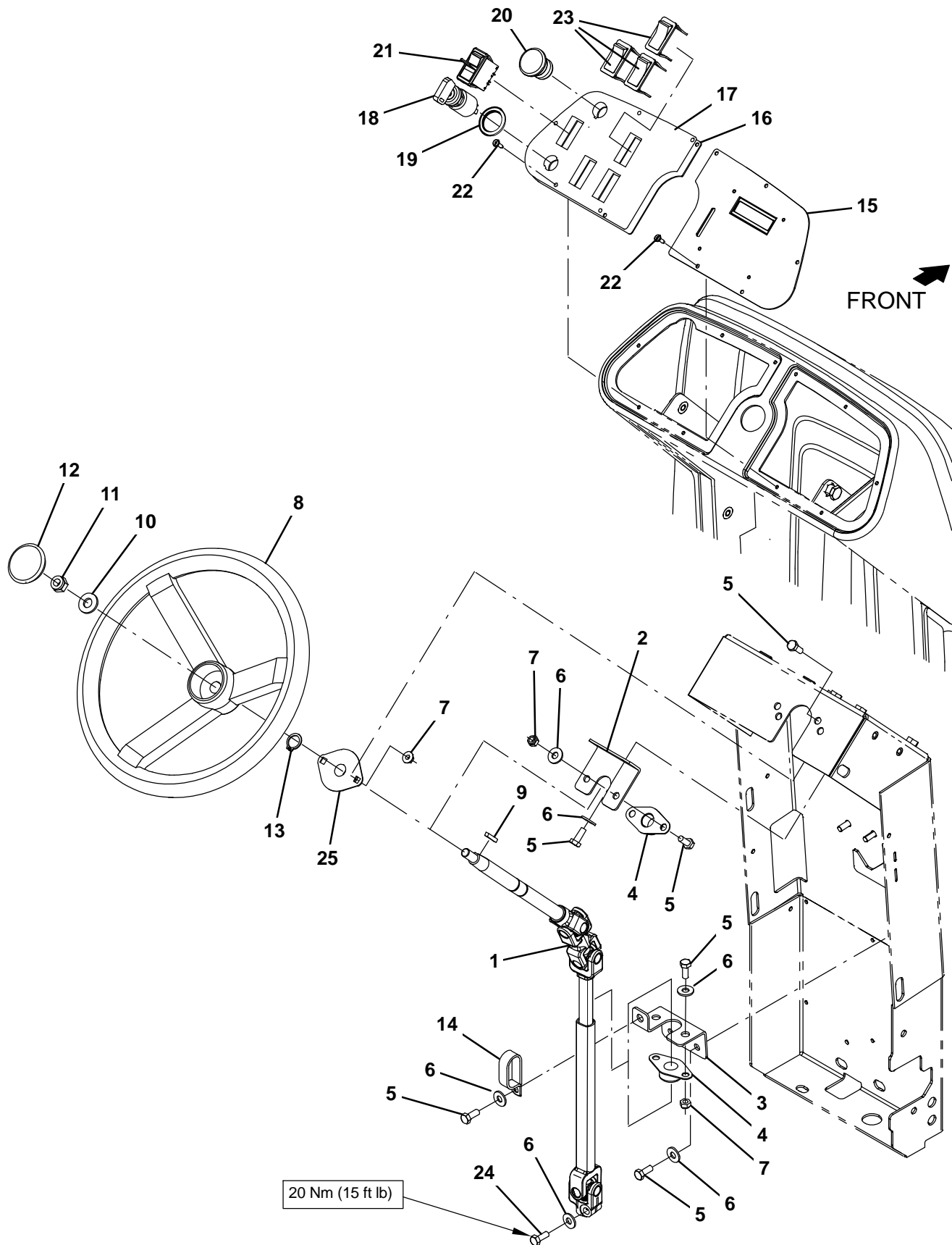


Fig. 8 – Steering and Instrument Panel Group, T12

Ref.	Part No.	Serial Number	Description	Qty.	
1	1202600	(30000000–39999999)	Shaft Assy, Steering, Basic	1	
2	1201253	(30000000–39999999)	Bracket, Mtg, Brg	1	
3	1205753	(30000000–39999999)	Bracket Wldt, Sppt, Brg	1	
4	223065	(30000000–39999999)	Bearing, Flng, 2hole, 0.75b [Nyl]	2	
5	16931	(30000000–39999999)	Screw, Hex, M8 X 1.25 X 20, 8.8	5	
6	32491	(30000000–39999999)	Washer, Flat, 0.31, Std	8	
7	08709	(30000000–39999999)	Nut, Hex, Lock, M8 X 1.25, NI	6	
8	1036490	(30000000–39999999)	Wheel, Steering, 14.0d, Taper Bore	1	
9	00912	(30000000–39999999)	Key, Sq, 0.19 X 0.19, 1.00l	1	
10	08711	(30000000–39999999)	Nut, Hex, Lock, M12 X 1.75, NI	1	
11	32493	(30000000–39999999)	Washer, Flat, 0.50, Std	1	
12	1038966	(30000000–39999999)	Cap, Wheel, Steering	1	
13	1057554	(30000000–39999999)	Bearing, Flng, 2hole, 0.75b	1	
14	09570	(30000000–39999999)	Clamp, Cable, Stl, 0.9x1.8x0.62w, 1hole	1	
15	9013277	(30000000–39999999)	Panel kit, Cntrl, Replmt [T12]	1	
16	1201180	(30000000–39999999)	Panel, Console, Lh	1	
17	1204177	(30000000–39999999)	Label, Opertnl, Console, Lh	1	
▽	18	361076	(30000000–39999999)	Switch, Ignition [Merit Gmbh]	1
▲		361144	(30000000–39999999)	Key, ignition, Sgl	1
19	82226	(30000000–39999999)	Washer, Flat, 0.91b 1.38d .06, Stl, PI	1	
20	1011735	(30000000–39999999)	Switch, Safety, Shutoff	1	
21	1058679	(30000000–39999999)	Switch, Rocker, Dpdt, On / None / On	1	
22	140825	(30000000–39999999)	Screw, Pan, Phl, 06 X 0.50, Fmg/Ab, Blk	10	
23	398501	(30000000–39999999)	Plug, Hole, Rt, Rocker Switch, .87 X 1.7	3	
24	39277	(30000000–39999999)	Screw, Hex, M8 X 1.25 X 25, 8.8	1	
25	36428	(30000000–39999999)	Plate, Lintel Backing	1	

STANDARD PARTS

Fig. 9 – Steering and Instrument Panel Group, T12XP

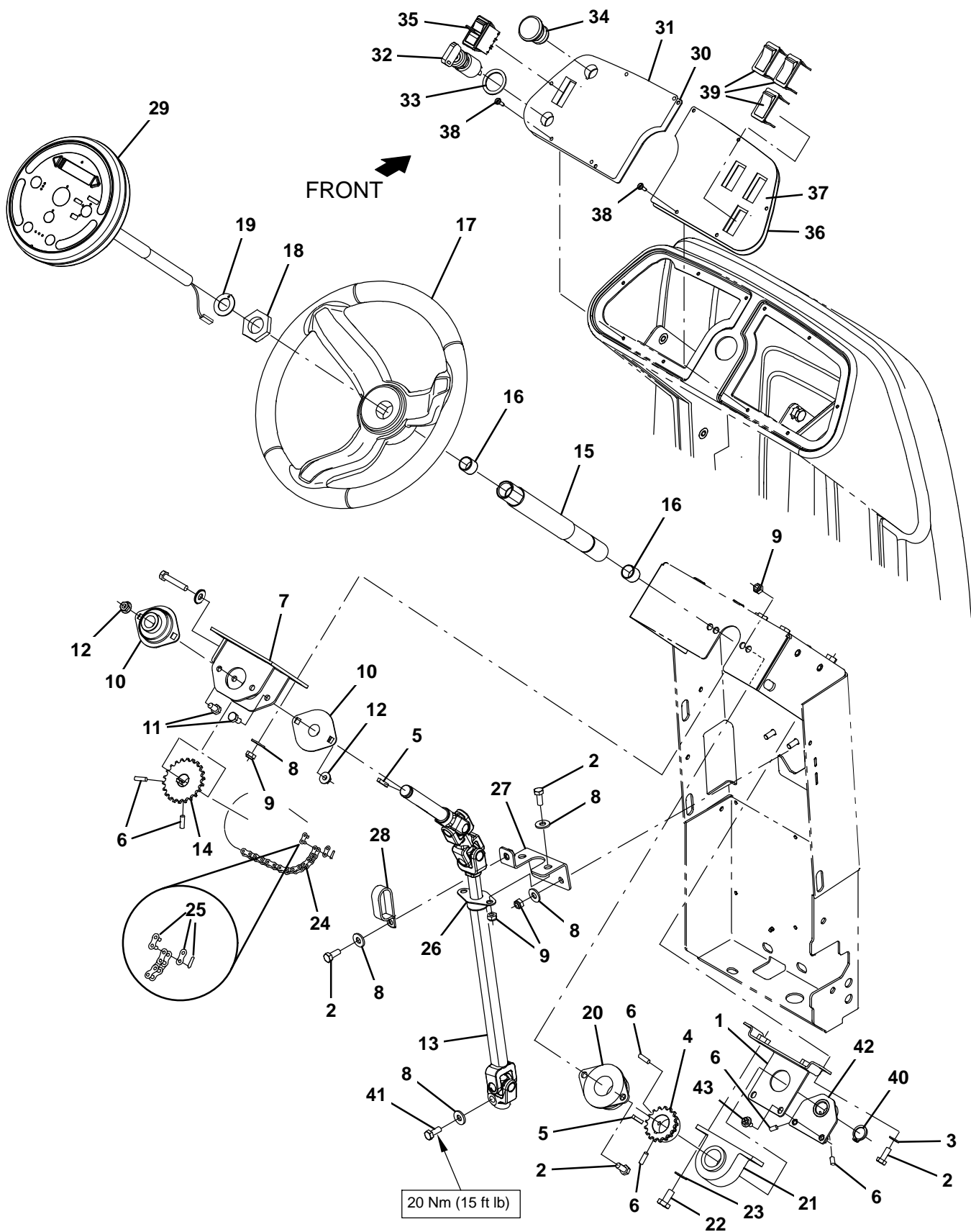


Fig. 9 – Steering and Instrument Panel Group, T12XP

Ref.	Part No.	Serial Number	Description	Qty.	
1	1208622	(30000000–39999999)	Bracket Wldt, Brg	1	
2	16931	(30000000–39999999)	Screw, Hex, M8 X 1.25 X 20, 8.8	7	
3	32490	(30000000–39999999)	Washer, Flat, 0.25, Std	2	
4	9010942	(30000000–39999999)	Sprocket Kit, 1.12b, Afmkt [T12]	1	
5	00912	(30000000–39999999)	Key, Sq, 0.19 X 0.19, 1.00l	2	
6	09162	(30000000–39999999)	Screw, Set, M6 X 1.00 X 8, NI	6	
7	1057572	(30000000–39999999)	Plate Wldt, Sppt, Brg	1	
8	32491	(30000000–39999999)	Washer, Flat, 0.31, Std	10	
9	08709	(30000000–39999999)	Nut, Hex, Lock, M8 X 1.25, NI	10	
10	1057554	(30000000–39999999)	Bearing, Flng, 2hole, 0.75b	2	
11	16735	(30000000–39999999)	Screw, Hex, M8 X 1.25 X 16, 8.8	4	
12	07791	(30000000–39999999)	Nut, Hex, Flng, M8 X 1.25	4	
13	1202601	(30000000–39999999)	Shaft Assy, Steering [T12]	1	
14	9010943	(30000000–39999999)	Sprocket Kit, 0.75b, Afmkt [T12]	1	
15	1208612	(30000000–39999999)	Tube, Column, Steering	1	
16	1057785	(30000000–39999999)	Bearing, Journal, 0.75b 0.88d 0.75l	2	
17	1056412	(30000000–39999999)	Wheel, Steering, 14.4d	1	
18	1059073	(30000000–39999999)	Nut, Hex, Jam, 1.12–12	1	
19	04846	(30000000–39999999)	Washer, Thrust, 0.79b 1.42d 0.06[Garlok]	1	
20	1057043	(30000000–39999999)	Bearing, Flng, 2hole, 1.25b	1	
21	1054654	(30000000–39999999)	Bearing, Pillowblock, 1.12b	1	
22	06961	(30000000–39999999)	Screw, Hex, M10 X 1.5	2	
23	32485	(30000000–39999999)	Washer, Flat, 0.38, Sae	2	
24	1053977	(30000000–39999999)	Chain, Rlr, 35 X 35 Pitches	1	
25	14799	(30000000–39999999)	Link, Chain, Rlr, 35	1	
26	223065	(30000000–39999999)	Bearing, Flng, 2hole, 0.75b [Nyl]	1	
27	1205753	(30000000–39999999)	Bracket Wldt, Sppt, Brg	1	
28	09570	(30000000–39999999)	Clamp, Cable, Stl, 0.9x1.8x0.62w, 1hole	1	
29	9010934	(30000000–39999999)	Instr Panel, Pod, Afmkt [T12]	1	
30	1201534	(30000000–39999999)	Panel, Console, Lh	1	
31	1204170	(30000000–39999999)	Label, Opertnl, Console, Lh	1	
▽	32	361076	(30000000–39999999)	Switch, Ignition [Merit Gmbh]	1
▲		361144	(30000000–39999999)	Key, ignition, Sgl	1
33	82226	(30000000–39999999)	Washer, Flat, 0.91b 1.38d .06, Stl, Pl	1	
34	1011735	(30000000–39999999)	Switch, Safety, Shutoff	1	
35	1058679	(30000000–39999999)	Switch, Rocker, Dpdt, On / None / On	1	
36	1201535	(30000000–39999999)	Panel, Console, Rh	1	
37	1204176	(30000000–39999999)	Label, Opertnl, Console, Rh	1	
38	140825	(30000000–39999999)	Screw, Pan, Phl, 06 X 0.50, Fmg/Ab, Blk	10	
39	398501	(30000000–39999999)	Plug, Hole, Rt, Rocker Switch, .87 X 1.7	3	
40	70651	(30000000–39999999)	Ring, Retaining, Ext, 1.12d	1	
41	39277	(30000000–39999999)	Screw, Hex, M8 X 1.25 X 25, 8.8	1	
42	1208625	(30000000–39999999)	Plate Wldt, Brg	1	
43	1034731	(30000000–39999999)	Screw, Hex, m6 X 1.00 X 16, Sems, Ss	2	

STANDARD PARTS

Fig. 10 – Front Cover and Directional Pedal Group

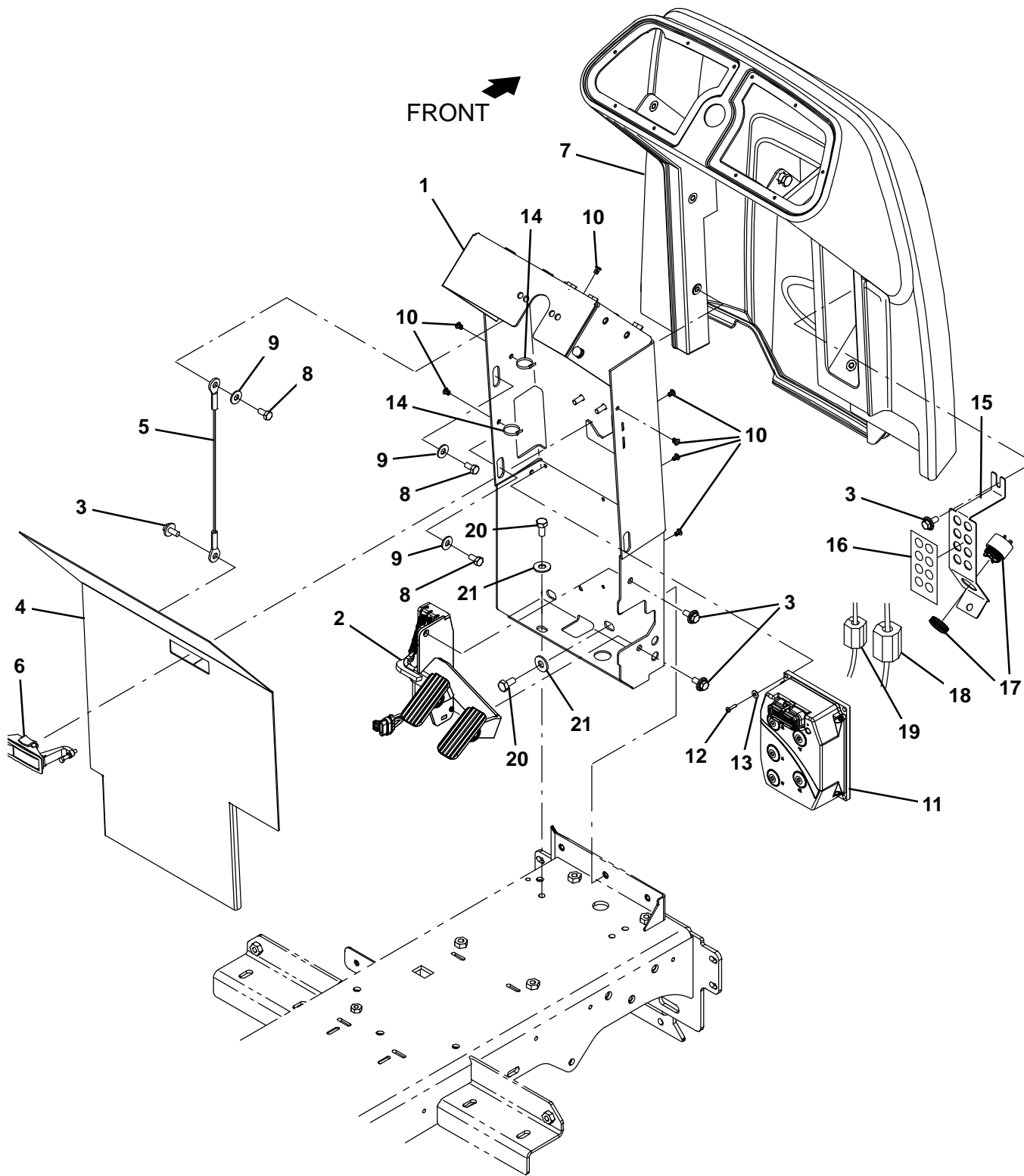


Fig. 10 – Front Cover and Directional Pedal Group

Ref.	Part No.	Serial Number	Description	Qty.
1	1200146	(30000000–39999999)	Channel Wldt, Steering, Pntd	1
2	1200253	(30000000–39999999)	Pedal Assy, Accelerator, Brake (See Breakdowns)	1
3	1020341	(30000000–39999999)	Screw, Hex, M8 X 1.25 X 20, Ss, Sems	5
4	9010930	(30000000–39999999)	Panel, Access, Front, Afmkt [T12]	1
4	9011168	(30000000–39999999)	Panel, Access, Front, Afmkt [Jp]	1
5	19676	(30000000–39999999)	Cable, Glv .09d 013.0l .38eye /.38eye	1
6	398806	(30000000–39999999)	Latch	1
7	9010928	(30000000–39999999)	Shroud, Front, Afmkt [T12]	1
8	15675	(30000000–39999999)	Screw, Hex, M8 X 1.25 X 16, Ss	5
9	32491	(30000000–39999999)	Washer, Flat, 0.31, Std	5
10	1202868	(30000000–39999999)	Clip, Tie, 0.25d, Plstc	7
11	1202308	(30000000–39999999)	Controller, 36vdc, 200a [Ac Propel]	1
12	24265	(30000000–39999999)	Screw, Pan, Phl, M4 X 0.70 X 16, Ss	4
13	01683	(30000000–39999999)	Washer, Flat, 10, Ss	4
14	130773	(30000000–39999999)	Tie, Cable, Nyl, 11.0l, .14w, 3.0 Max. D	7
15	1201212	(30000000–39999999)	Bracket, Ele, Cb [T12]	1
16	1201864	(30000000–39999999)	Label, Circuitbreaker	1
17	1052726	(30000000–39999999)	Alarm, 9–48vdc, 95 Db(A) [Ec–H20]	1
18	1052120	(30000000–39999999)	Inductor, 25Mmid [218 Imp At 25Mhz] (Australia Only)	1
19	1052123	(30000000–39999999)	Inductor, 18Mmid [156 Imp At 25Mhz] (Australia Only)	1
20	39283	(30000000–39999999)	Screw, Hex, M10x 1.50 x 25, 8.8	
21	32492	(30000000–39999999)	Washer, Flat, 0.38, Std	

STANDARD PARTS

Fig. 11 - Scrub Head Lift Group

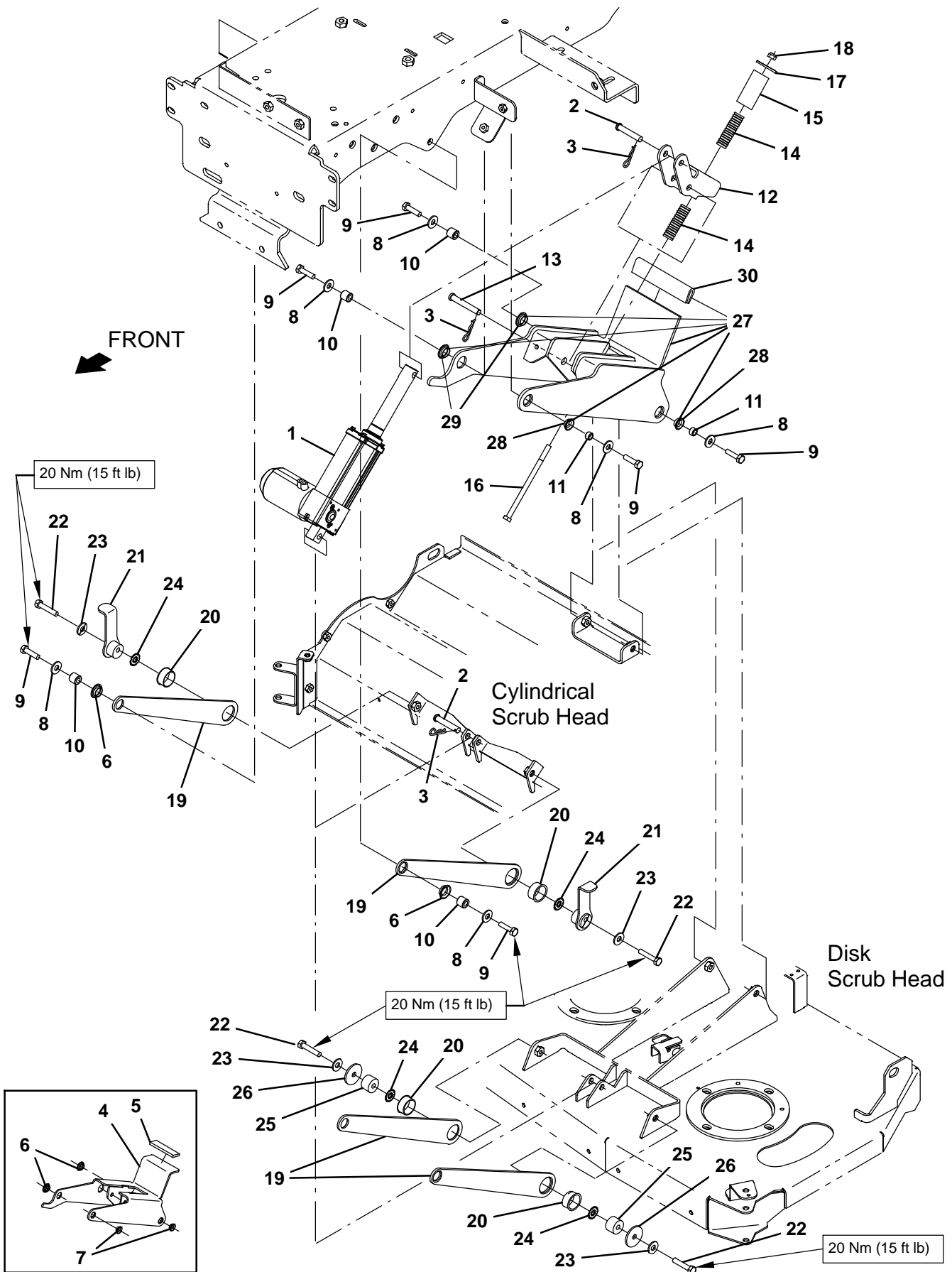


Fig. 11 - Scrub Head Lift Group

Ref.	Part No.	Serial Number	Description	Qty.	
1	1200774	(30000000- 39999999)	Actuator, 36vdc, 3.9strk, 450lb	1	
2	29584	(30000000- 39999999)	Pin, Clevis, 0.37d X 2.00l	2	
3	44906	(30000000- 39999999)	Pin, Cotter, Hair, 0.38d .093 Wir	3	
4	1200735	(30000000- 30049481)	Arm Wldt, Pivot (Replaced by 9013613)	1	
5	1200440	(30000000- 30049481)	Pad, Stop, Rbr (Replaced by 9013613)	1	
6	04843	(30000000- 30049481)	Bushing, FIng, 0.63b 0.72d 0.25l	4	
7	80409	(30000000- 30049481)	Sleeve, P/M, 0.34b 0.63d 0.6l, Brz	4	
8	01685	(30000000- 39999999)	Washer, Flat, 0.38b 0.88d .08, Ss	6	
9	09011	(30000000- 39999999)	Screw, Hex, M8 X 1.25 X 30, Ss	6	
10	1054662	(30000000- 39999999)	Bushing, FIng, 0.50b 0.59d 0.25l	2	
11	222516	(30000000- 39999999)	Sleeve, P/M, 0.32b 0.50d 0.3l [430ss]	2	
12	1200764	(30000000- 39999999)	Bracket, Pivot, Spring	1	
13	365180	(30000000- 39999999)	Pin, Clevis, 0.38d X 2.50l	1	
14	1203336	(30000000- 39999999)	Spring, Cmpr, .73od 2.5l	2	
15	1204185	(30000000- 39999999)	Tube, Bumper	1	
16	1201996	(30000000- 39999999)	Screw, Hex, M8 X 1.25 X 140, Ss	1	
17	379829	(30000000- 39999999)	Washer, Flat, 0.34b 1.50d .12, Stl, Pl	1	
18	08713	(30000000- 39999999)	Nut, Hex, Lock, M8 X 1.25, NI, Ss	1	
19	1201033	(30000000- 39999999)	Link, Head Scb	2	
20	367313	(30000000- 39999999)	Bushing, FIng, 1.00b 1.13d 0.50l	2	
21	1201080	(30000000- 39999999)	Pivot Wldt	2	
22	09026	(30000000- 39999999)	Screw, Hex, M8 X 1.25 X 40, Ss	2	
23	01685	(30000000- 39999999)	Washer, Flat, 0.38b 0.88d .08, Ss	2	
24	41141	(30000000- 39999999)	Washer, Lock, Int- Ext, 0.31	2	
25	1201354	(30000000- 39999999)	Pivot, Lift	2	
26	379829	(30000000- 39999999)	Washer, Flat, 0.34b 1.50d .12, Stl, Pl	2	
▽	27	9013613	(30049482- 39999999)	Arm Kit, Lift, Scb [T12]	1
▲	28	1054662	(30049482- 39999999)	Bushing, FIng, 0.50B 0.59D 0.25L	2
▲	29	04843	(30049482- 39999999)	Bushing, FIng, 0.63B 0.72D 0.25L	2
▲	30	1020168	(30049482- 39999999)	Molding, Afmkt, Trim , Pvc, .08 .11, 01Ft	1

STANDARD PARTS

Fig. 12 – Scrub Head and Drive Motor Group, Disk

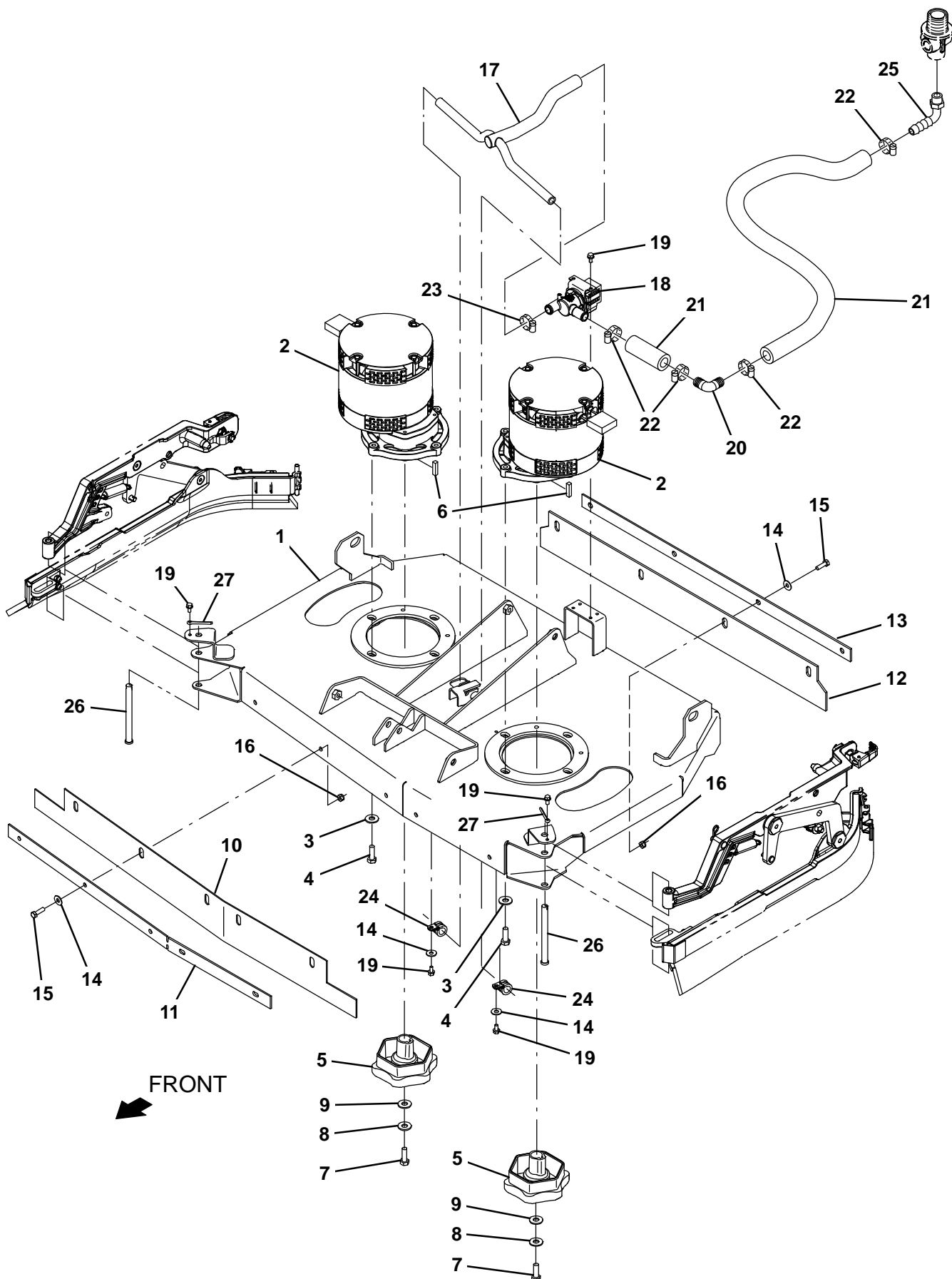


Fig. 12 – Scrub Head and Drive Motor Group, Disk

Ref.	Part No.	Serial Number	Description	Qty.
	1	1202430	(30000000-39999999) Head Wldt, Scrbr, Disc	1
▽	2	1200168	(30000000-39999999) Motor, Ele, 36vdc 0315rpm	2
▲		9009577	(30000000-39999999) Brush Kit, Motor	2
	3	01685	(30000000-39999999) Washer, Flat, 0.38b 0.88d .08, Ss	8
	4	09011	(30000000-39999999) Screw, Hex, M8 X 1.25 X 30, Ss	8
	5	377364	(30000000-39999999) Hub, Drive, Brush, Disk, 0.75b [6t]	2
	6	00928	(30000000-39999999) Key, Sq, 0.25 X 0.25, 1.00l	2
	7	09010	(30000000-39999999) Screw, Hex, M8 X 1.25 X 25, Ss	2
	8	01685	(30000000-39999999) Washer, Flat, 0.38b 0.88d .08, Ss	2
	9	41186	(30000000-39999999) Washer, Flat, Belleville, .31	2
	10	1201053	(30000000-39999999) Skirt, Rbr, Front, Disc	1
	11	1201190	(30000000-39999999) Strip, Retainer, Front	1
	12	1201127	(30000000-39999999) Skirt, Rbr, Rear, Disc	1
	13	1201185	(30000000-39999999) Strip, Skirt, Rear, Disc	1
	14	01684	(30000000-39999999) Washer, Flat, 0.27b 0.69d .05, Ss	11
	15	09007	(30000000-39999999) Screw, Hex, M6 X 1.00 X 25, Ss	9
	16	08708	(30000000-39999999) Nut, Hex, Lock, M6 X 1.00, NI	9
	17	1201215	(30000000-39999999) Tube, Distribution, Disc	1
	18	1054795	(30000000-39999999) Valve, Water, Solenoid, 36vdc Bm12/Bm12	1
	19	223198	(30000000-39999999) Screw, Hex, M5 X 0.80 X 10, Fmg	6
	20	391365	(30000000-39999999) Fitting, Plstc, E90, Bm10/Bm10	1
	21	1015026	(30000000-39999999) Hose, Afmkt, Pvc, Brd, 0.62id, 03ft, Clr	1
	22	63810	(30000000-39999999) Clamp, Hose, Wormdrive, 0.56-1.06d, .56w	4
	23	54333	(30000000-39999999) Clamp, Hose, Wormdrive, 0.31-0.88d, .31w	1
	24	1016354	(30000000-39999999) Clamp, Cable, Ss, 0.50d X 0.50w [Insul]	2
	25	630371	(30000000-39999999) Fitting, Plstc, E90, Bm10/Pm08	1
	26	1205975	(30000000-39999999) Pin, Clevis, 0.37d X 5.00l	2
	27	08236	(30000000-39999999) Pin, Cotter, .156 X 1.25	2

STANDARD PARTS

Fig. 13 – Scrub Head Frame Group, Cylindrical

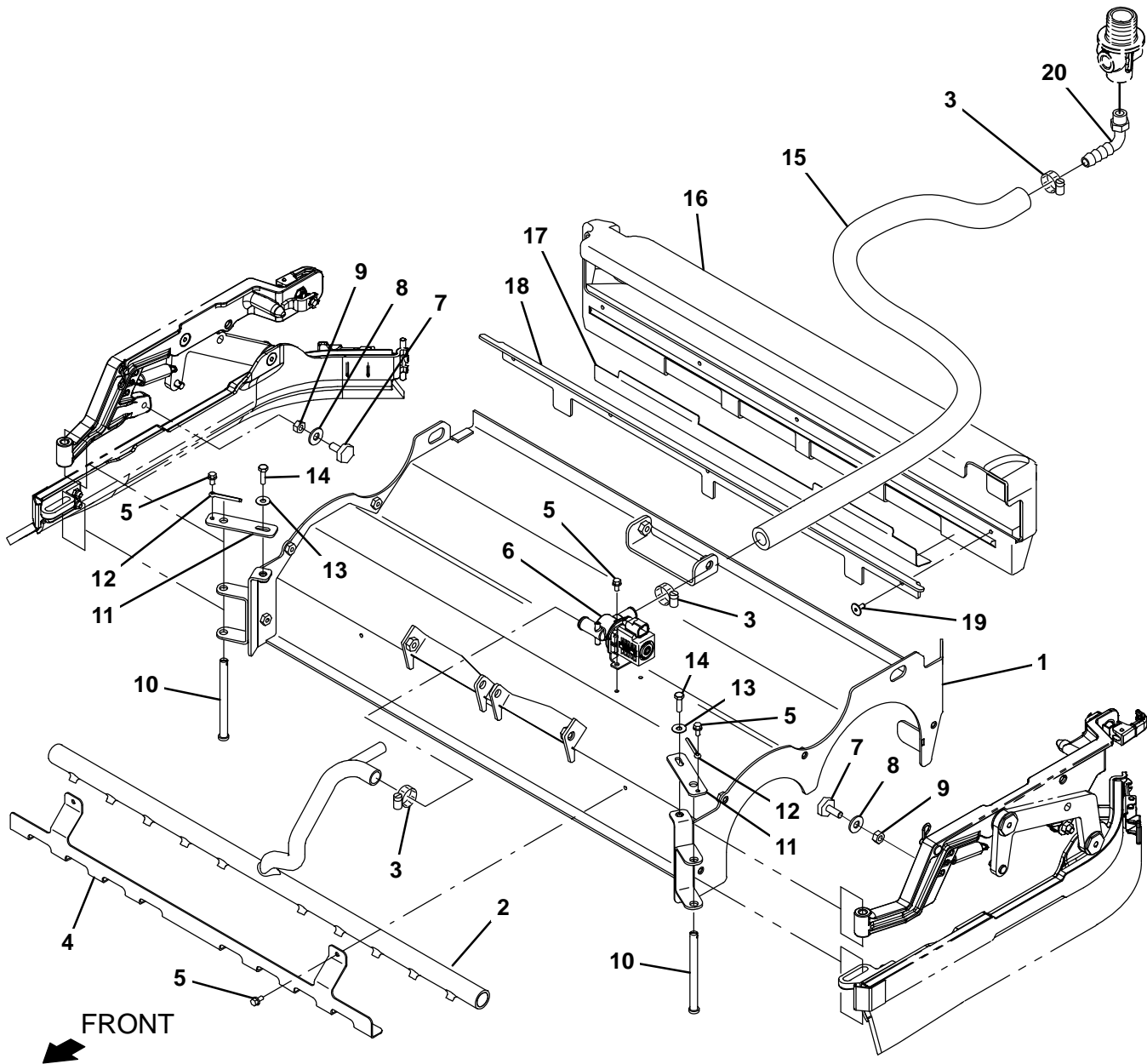


Fig. 13 – Scrub Head Frame Group, Cylindrical

Ref.	Part No.	Serial Number	Description	Qty.	
1	1200292	(30000000-39999999)	Head Wldt, Scb, Cyl	1	
2	1200012	(30000000-39999999)	Tube, Distribution, T12	1	
3	63810	(30000000-39999999)	Clamp, Hose, Wormdrive, 0.56-1.06d, .56w	3	
4	1201447	(30000000-39999999)	Bracket, Scrbr, Watertube	1	
5	223198	(30000000-39999999)	Screw, Hex, M5 X 0.80 X 10, Fmg	6	
6	1054795	(30000000-39999999)	Valve, Water, Solenoid, 36vdc Bm12/Bm12	1	
7	1204335	(30000000-39999999)	Bumper, Rbr, 1.0 Hex	2	
8	01685	(30000000-39999999)	Washer, Flat, 0.38b 0.88d .08, Ss	2	
9	07786	(30000000-39999999)	Nut, Hex, Std, M8 X 1	2	
10	1205975	(30000000-39999999)	Pin, Clevis, 0.37d X 5.00l	2	
11	1202301	(30000000-39999999)	Bracket, Retainer, Pin	2	
12	08236	(30000000-39999999)	Pin, Cotter, .156 X 1.25	2	
13	01684	(30000000-39999999)	Washer, Flat, 0.27b 0.69d .05, Ss	2	
14	08716	(30000000-39999999)	Screw, Hex, M6 X 1.00 X 20, Ss	2	
15	1015026	(30000000-39999999)	Hose, Afmkt, Pvc, Brd, 0.62id, 03ft, Clr	1	
▽	16	9010927	(30000000-39999999)	Debris Tray, Cyl, Afmkt [T12]	1
▲	17	1201574	(30000000-39999999)	Angle, Stl, Perforated .03 1.4 1.4 22l	1
▲	18	1201126	(30000000-39999999)	Lip, Tray, Debris	1
▲	19	32548	(30000000-39999999)	Rivet, Blind, .188d X 0.45 X .62d, Alm	5
	20	630371	(30000000-39999999)	Fitting, Plstc, E90, Bm10/Pm08	1

STANDARD PARTS

Fig. 14 - Scrub Head Drive Motor Group, Cylindrical

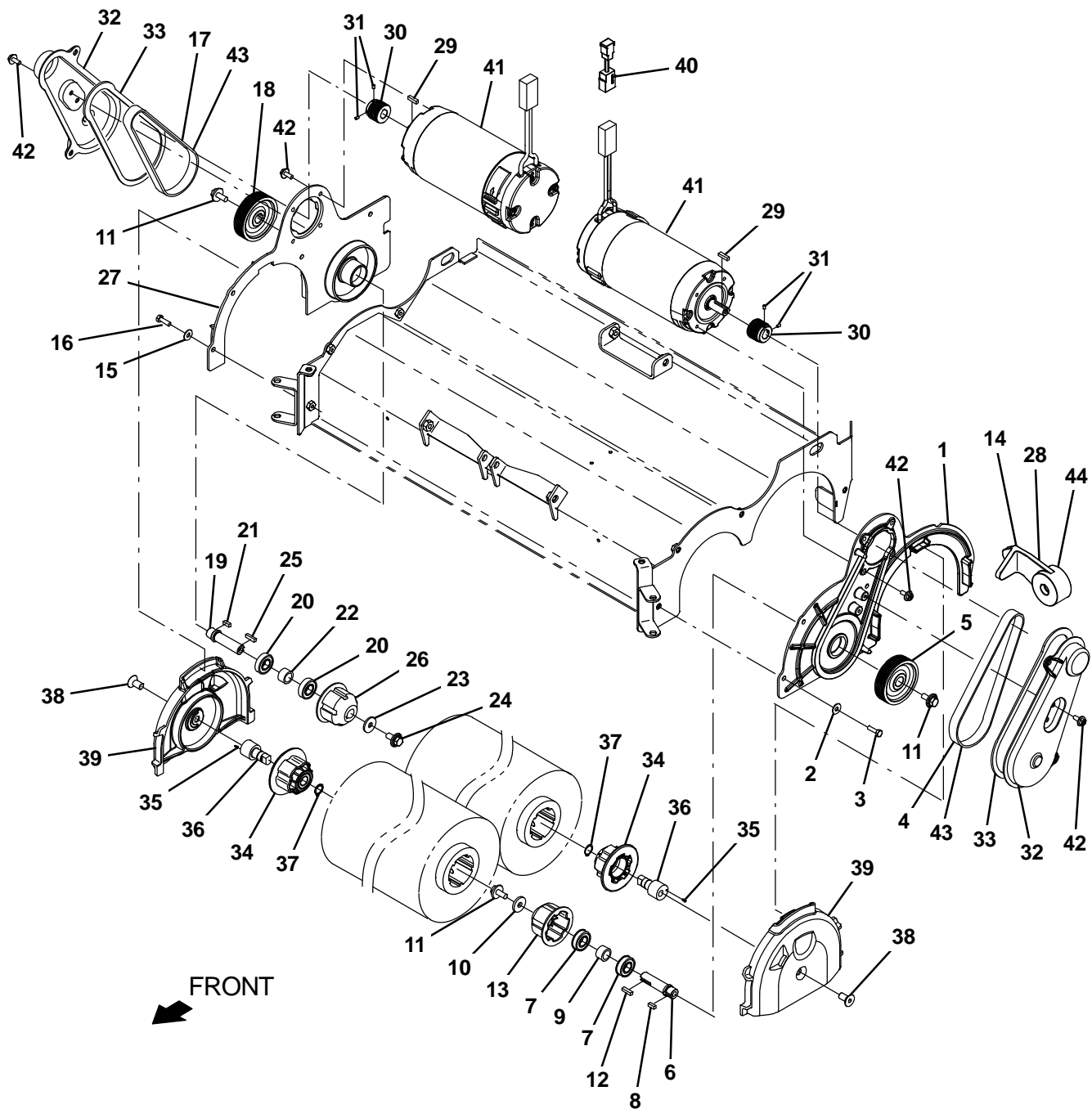


Fig. 14 - Scrub Head Drive Motor Group, Cylindrical

Ref.	Part No.	Serial Number	Description	Qty.
▽	9010939	(30000000- 39999999)	Side Panel Assy, Cyl, Lh, Afmkt [T12]	1
▲	1 1200900	(30000000- 39999999)	Plate, Side, Scrubhead, Lh	1
▲	2 01684	(30000000- 39999999)	Washer, Flat, 0.27b 0.69d .05, Ss	4
▲	3 08716	(30000000- 39999999)	Screw, Hex, M6 X 1.00 X 20, Ss	4
▲	4 1200334	(30000000- 39999999)	Belt, Drive	1
▲	5 1200215	(30000000- 39999999)	Sheave, 07grv, 2.96pd 0.63b [Pj]	1
▲	6 1200281	(30000000- 39999999)	Shaft, Drive	1
▲	7 41360	(30000000- 39999999)	Bearing, Ball, 0.59b 1.26d 0.35w[2seal]	2
▲	8 00961	(30000000- 39999999)	Key, Sq, 0.19 X 0.19, 0.50l	1
▲	9 1002077	(30000000- 39999999)	Tube, 0.59id 0.81od 00.5l	1
▲	10 41186	(30000000- 39999999)	Washer, Flat, Belleville, .31	1
▲	11 1020341	(30000000- 39999999)	Screw, Hex, M8 X 1.25 X 20, Ss, Sems	2
▲	12 00911	(30000000- 39999999)	Key, Sq, 0.19 X 0.19, 0.75l	1
▲	13 378805	(30000000- 39999999)	Plug, Drive, Brush, Mach	1
▲	14 1203758	(30000000- 39999999)	Tool, Installation, Belt	1
▽	9010940	(30000000- 39999999)	Side Panel Assy, Cyl, Rh, Afmkt [T12]	1
▲	15 01684	(30000000- 39999999)	Washer, Flat, 0.27b 0.69d .05, Ss	4
▲	16 08716	(30000000- 39999999)	Screw, Hex, M6 X 1.00 X 20, Ss	4
▲	17 1200334	(30000000- 39999999)	Belt, Drive	1
▲	18 1200215	(30000000- 39999999)	Sheave, 07grv, 2.96pd 0.63b [Pj]	1
▲	19 1200281	(30000000- 39999999)	Shaft, Drive	1
▲	20 41360	(30000000- 39999999)	Bearing, Ball, 0.59b 1.26d 0.35w[2seal]	2
▲	21 00961	(30000000- 39999999)	Key, Sq, 0.19 X 0.19, 0.50l	1
▲	22 1002077	(30000000- 39999999)	Tube, 0.59id 0.81od 00.5l	1
▲	23 41186	(30000000- 39999999)	Washer, Flat, Belleville, .31	1
▲	24 1020341	(30000000- 39999999)	Screw, Hex, M8 X 1.25 X 20, Ss, Sems	2
▲	25 00911	(30000000- 39999999)	Key, Sq, 0.19 X 0.19, 0.75l	1
▲	26 378805	(30000000- 39999999)	Plug, Drive, Brush, Mach	1
▲	27 1200898	(30000000- 39999999)	Plate, Side, Scrubhead, Rh	1
▲	28 1203758	(30000000- 39999999)	Tool, Installation, Belt	1
	29 1014328	(30000000- 39999999)	Key, Sq, 05mm X 05mm, 25mml	2
	30 1054581	(30000000- 39999999)	Sheave, 07grv, 1.22pd 0.55b [Pj]	2
	31 222818	(30000000- 39999999)	Screw, Set, Soc, 08- 32 X 0.25, NI	4
	32 1200283	(30000000- 39999999)	Cover, Belt	2
▽	222752	(10000000- 19999999)	Plug Assy, Idler, Brush	2
▲	33 1201341	(10000000- 19999999)	Gasket, Cover, Belt	1
▲	34 1057629	(10000000- 19999999)	Plug, Idler, Brush [Sgl Brg]	1
▲	35 222184	(10000000- 19999999)	Pin, Roll, .094d X 0.25l, .094/.097	1
▲	36 222177	(10000000- 19999999)	Shaft, Plug, Idler	1
▲	37 01516	(10000000- 19999999)	Ring, Retaining, Ext, 0.59d, Basic	1
	38 390996	(30000000- 39999999)	Screw, Flt, Soc, M10 X 1.50 X 20,10.9,NI	2
	39 1200309	(30000000- 39999999)	Door, Brush	2
	40 1059170	(30000000- 39999999)	Harness, Wire, Adapter [Deutsch, Dtp]	1
	41 1053342	(30000000- 39999999)	Motor, Ele, 36vdc 1750rpm 1.00hp 22.0a (See Breakdowns)	2
	42 1034731	(30000000- 39999999)	Screw, Hex, M6 X 1.00 X 16, Ss, Sems	12
▽	9010935	(30000000- 39999999)	Belt, Cyl Head, W/Too;l, Afmkt	1
▲	43 1200334	(30000000- 39999999)	Belt, Drive	2
▲	44 1203758	(30000000- 39999999)	Tool, Installation, Belt	1

STANDARD PARTS

Fig. 15 – Scrub Head Side Squeegee Group, Right Hand

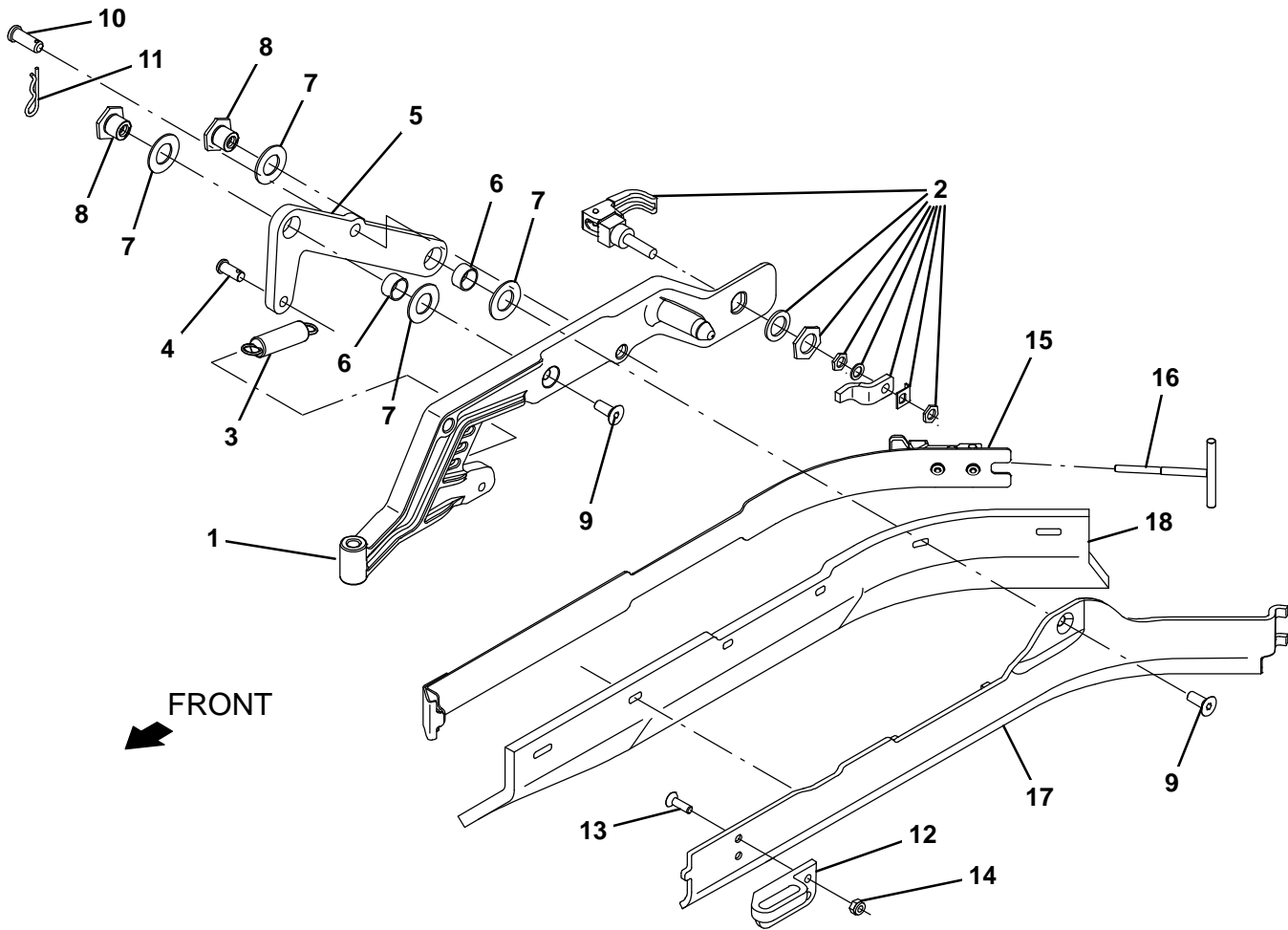


Fig. 15 – Scrub Head Side Squeegee Group, Right Hand

Ref.	Part No.	Serial Number	Description	Qty.
1	1202243	(30000000-39999999)	Door, Casting, Squeegee, Rh	1
2	1065134	(30000000-39999999)	Latch, Cmpr, Yel Grip	1
3	363469	(30000000-39999999)	Spring, Extn, 0.75od 0.10wir 03.0l	1
4	10120	(30000000-39999999)	Clevis, 0.31d X 0.75l	1
5	1202100	(30000000-39999999)	Bellcrank, Lift, Sqge [T12]	1
6	71607	(30000000-39999999)	Bushing, Sleeve, 0.63b 0.72d 0.38l	2
7	64425	(30000000-39999999)	Washer, Thrust, 0.61b 1.25d .06, Fgl	4
8	1200525	(30000000-39999999)	Nut, T, M8 X 1.25	2
9	79246	(30000000-39999999)	Screw, Flt, Soc, M8 X 1.25 X 20, 18-8,Ss	2
10	09088	(30000000-39999999)	Pin, Clevis, 0.37d X 1.00l	1
11	44906	(30000000-39999999)	Pin, Cotter, Hair, 0.38d .093 Wir	1
12	1201455	(30000000-39999999)	Block, Sqge, Guide, Rh	1
13	1016421	(30000000-39999999)	Screw, Flt, M6 X 1.0 X 20, Ss	2
14	08708	(30000000-39999999)	Nut, Hex, Lock, M6 X 1.00, NI	2
15	1201453	(30000000-39999999)	Strap Wldt, Sqge	1
16	1054312	(30000000-39999999)	Hook Wldt, Latch	1
17	1200221	(30000000-39999999)	Frame, Sqge, Side, Rh	1
18	1200430	(30000000-39999999)	Blade, Sqge, Side, 22.50l, Linatex (Standard)	1
18	1202159	(30000000-39999999)	Blade, Sqge, Side, 22.50l, Urethane (Option)	1
18	1202160	(30000000-39999999)	Blade, Sqge, Side, 22.50l, Gum (Option)	1

STANDARD PARTS

Fig. 16 - Scrub Head Side Squeegee Group, Left Hand

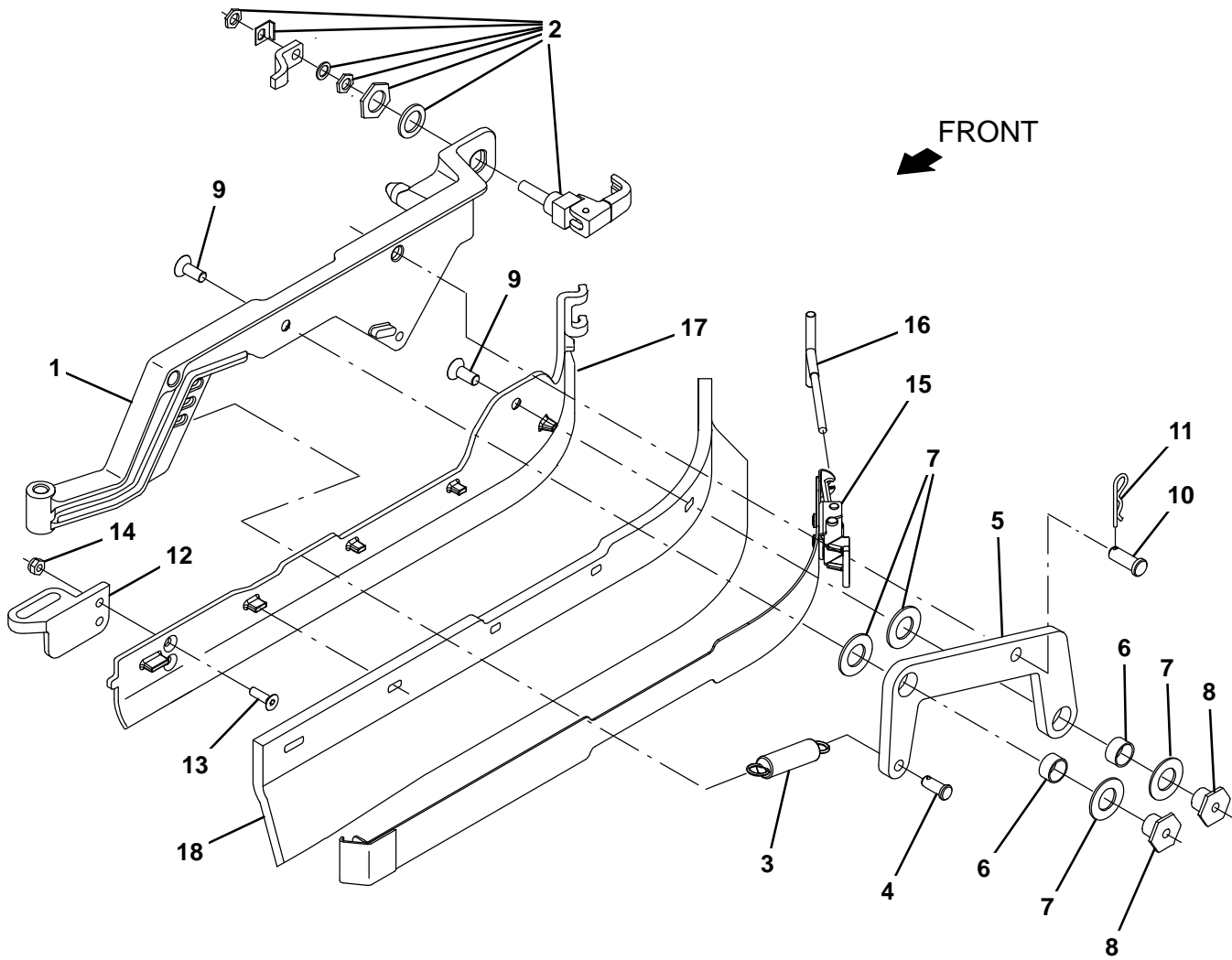


Fig. 16 – Scrub Head Side Squeegee Group, Left Hand

Ref.	Part No.	Serial Number	Description	Qty.
1	1202221	(30000000-39999999)	Door, Casting, Squeegee, Lh	1
2	1065134	(30000000-39999999)	Latch, Cmpr, Yel Grip	1
3	363469	(30000000-39999999)	Spring, Extn, 0.75od 0.10wir 03.0l	1
4	10120	(30000000-39999999)	Clevis, 0.31d X 0.75l	1
5	1200213	(30000000-39999999)	Bellcrank, Lift, Sqge [T12]	1
6	71607	(30000000-39999999)	Bushing, Sleeve, 0.63b 0.72d 0.38l	2
7	64425	(30000000-39999999)	Washer, Thrust, 0.61b 1.25d .06, Fgl	4
8	1200525	(30000000-39999999)	Nut, T, M8 X 1.25	2
9	79246	(30000000-39999999)	Screw, Flt, Soc, M8 X 1.25 X 20, 18-8,Ss	2
10	09088	(30000000-39999999)	Pin, Clevis, 0.37d X 1.00l	1
11	44906	(30000000-39999999)	Pin, Cotter, Hair, 0.38d .093 Wir	1
12	1200689	(30000000-39999999)	Block, Guide, Sqge	1
13	1016421	(30000000-39999999)	Screw, Flt, M6 X 1.0 X 20, Ss	2
14	08708	(30000000-39999999)	Nut, Hex, Lock, M6 X 1.00, NI	2
15	1201453	(30000000-39999999)	Strap Wldt, Sqge	1
16	1054312	(30000000-39999999)	Hook Wldt, Latch	1
17	1200011	(30000000-39999999)	Frame, Sqge, Side, Lh	1
18	1200430	(30000000-39999999)	Blade, Sqge, Side, 22.50l, Linatex (Standard)	1
18	1202159	(30000000-39999999)	Blade, Sqge, Side, 22.50l, Urethane (Option)	1
18	1202160	(30000000-39999999)	Blade, Sqge, Side, 22.50l, Gum (Option)	1

STANDARD PARTS

Fig. 17 - Recovery Tank Group

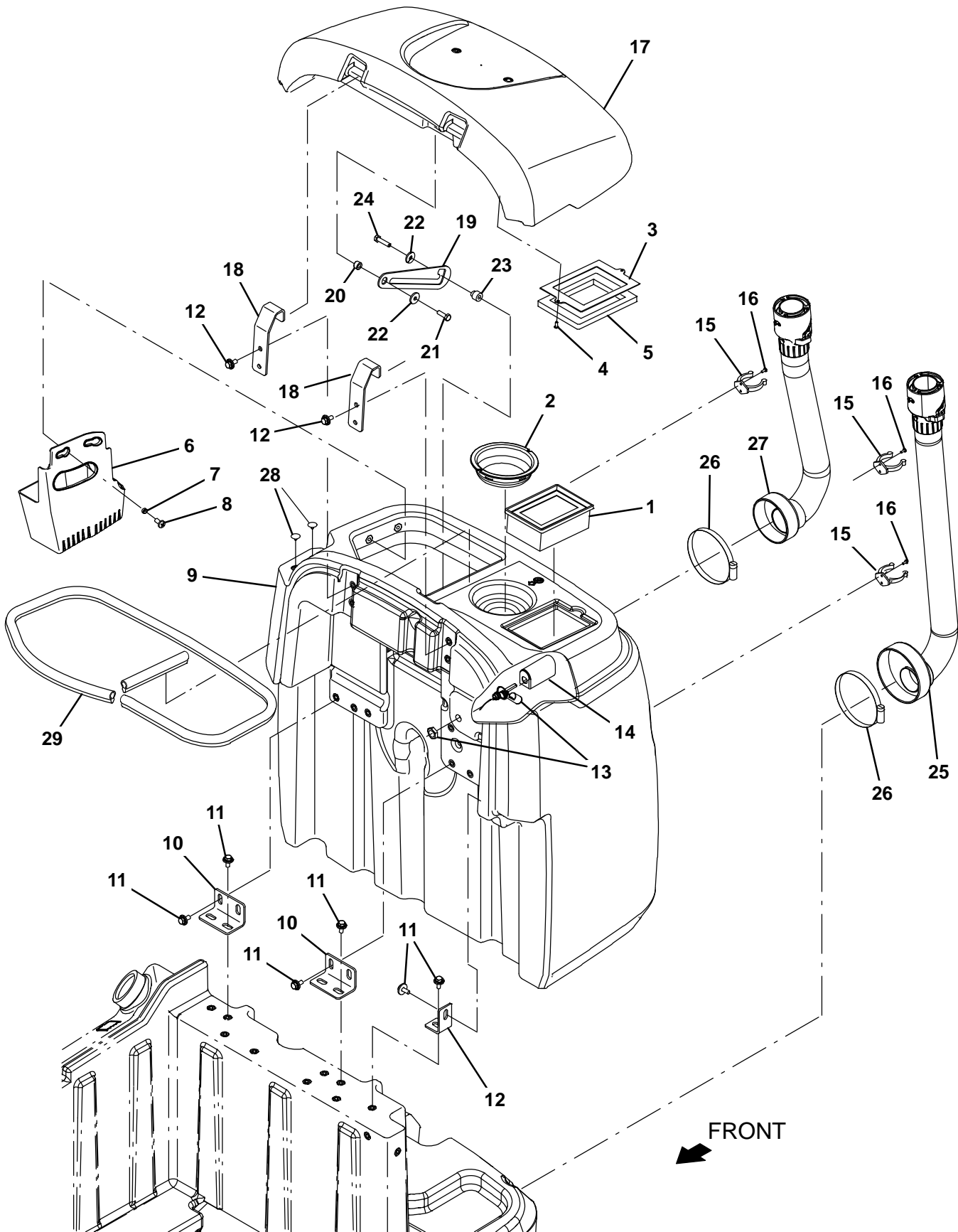


Fig. 17 – Recovery Tank Group

Ref.	Part No.	Serial Number	Description	Qty.
1	1037821	(30000000-39999999)	Filter, Panl, Dust, 2.3 X 04.5 X 06.4	1
2	1026014	(30000000-39999999)	Screen, Vacuum	1
3	1201157	(30000000-39999999)	Plate, Mtg, Gasket	1
4	140825	(30000000-39999999)	Screw, Pan, Phl, 06 X 0.50, Fmg/Ab, Blk	2
5	1016392	(30000000-39999999)	Gasket, Ure, .50, 03.74w 05.31l, Adh	1
6	1201340	(30000000-39999999)	Tray, Debris	1
7	1066720	(30000000-39999999)	Sleeve, P/M, 0.32b 0.44d 0.2l [430ss]	2
8	09737	(30000000-39999999)	Screw, Pan, Phl, M8 X 1.25 X 20, 4.8	2
9	9010920	(30000000-39999999)	Recovery Tank, Afmkt [T12]	1
9	9011173	(30000000-39999999)	Recovery Tank, Afmkt, Jp [T12]	1
10	1200458	(30000000-39999999)	Bracket, Mtg, Tank	3
11	1020341	(30000000-39999999)	Screw, Hex, M8 X 1.25 X 20, Ss, Sems	18
12	1054823	(30000000-39999999)	Angle, Mtg, Tank	1
13	385685	(30000000-39999999)	Sensor, Level, Liq, 14vdc 01a .62-11	1
14	1019285	(30000000-39999999)	Bracket, Protector, Float Switch	1
15	1200746	(30000000-39999999)	Clip, Hose, Plstc 1.88-2.12	3
16	49697	(30000000-39999999)	Screw, Pan, Phl, M4 X 0.70 X 10, Ss	6
17	9010921	(30000000-39999999)	Cover, Recovery Tank, Afmkt [T12]	1
18	1200519	(30000000-39999999)	Bracket, Mtg, Cover	2
19	1057214	(30000000-39999999)	Plate, Arm, Prop	1
20	360460	(30000000-39999999)	Sleeve, P/M, 0.34b 0.63d 0.4l, Ss / Oil	1
21	12333	(30000000-39999999)	Screw, Hex, M8 X 1.25 X 25, Ss, NI	1
22	1017218	(30000000-39999999)	Washer, Flat, 0.32b 1.00d .12, Ss	2
23	230735	(30000000-39999999)	Sleeve, P/M, Flng, 0.33b 0.75/0.50d 0.8l	1
24	59658	(30000000-39999999)	Screw, Hex, M8 X 1.25 X 35, NI, Ss	1
25	1200834	(30000000-39999999)	Hose Assy, Drain, 2.0 Id X 32.2 L, Blk (Solution Tank)	1
26	1201434	(30000000-39999999)	Clamp, Hose, Wormdrive, 4.63-5.50, 0.5w	2
27	1200737	(30000000-39999999)	Hose Assy, Drain, 2.0 Id X 26.2l, Blk (Recovery Tank)	1
28	1066063	(30000000-39999999)	Plug, Hole, Rnd, 0.25H 0.43L, Brb, Nyl	1
29	1066433	(30000000-39999999)	Seal, Afmkt, Bulb, Dual, 08ft [F/.30gap]	1

STANDARD PARTS

Fig. 18 – Vacuum Fan Group

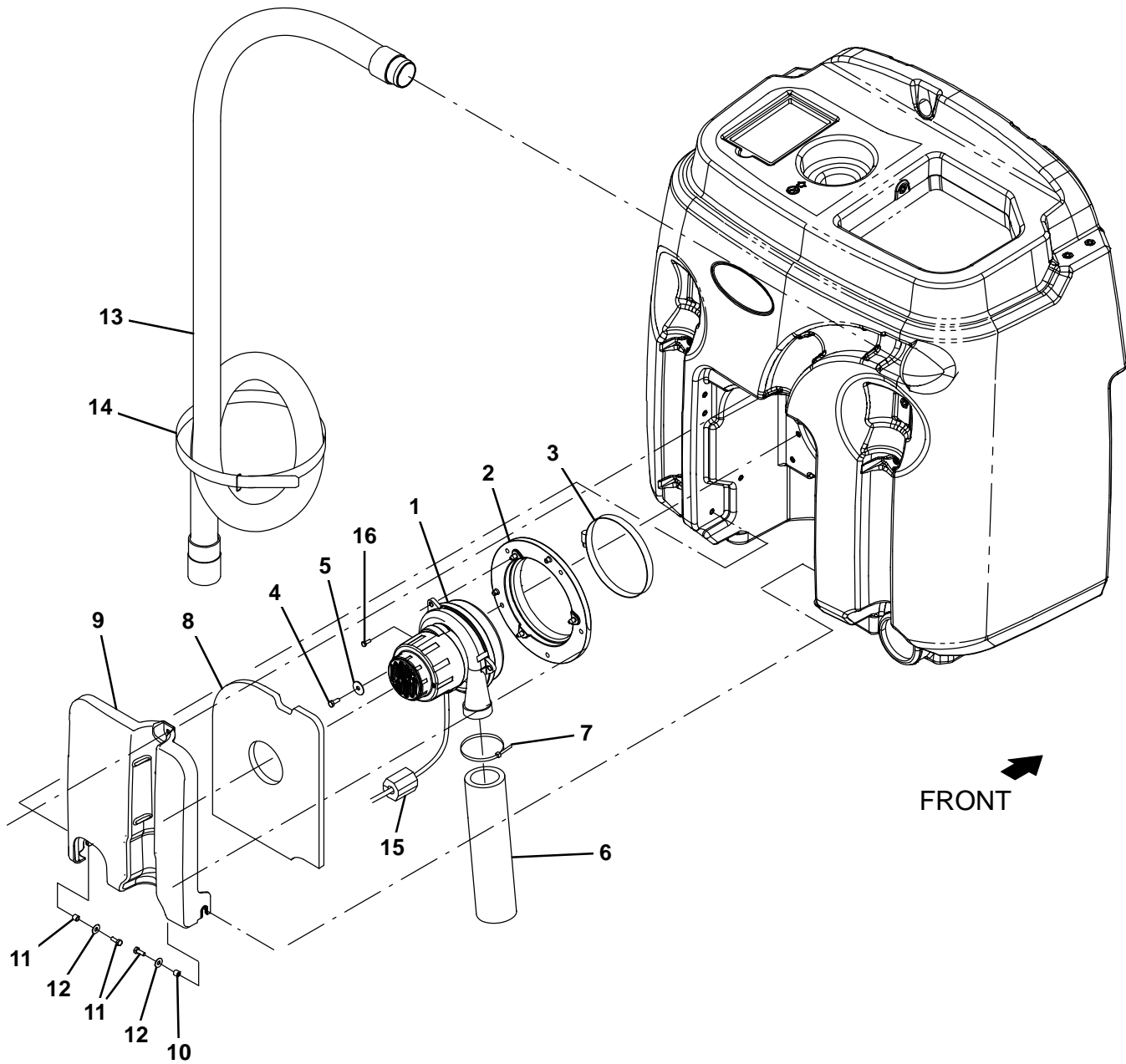


Fig. 18 – Vacuum Fan Group

	Ref.	Part No.	Serial Number	Description	Qty.
▽	1	1200149	(30000000–39999999)	Fan, Vac, 6.6 Dia, Ametek	1
▲		1206774	(30000000–39999999)	Brush Kit, Motor, Fan	1
	2	1201267	(30000000–39999999)	Assy, Seal, Mtg, Vacfan	1
	3	49891	(30000000–39999999)	Clamp, Hose, Wormdrive, 5.56–6.50d, .56w	1
	4	08716	(30000000–39999999)	Screw, Hex, M6 X 1.00 X 20, Ss	5
	5	29570	(30000000–39999999)	Washer, Flat, 0.28b 1.00d .06, Stl	5
	6	1203848	(30000000–39999999)	Muffler, Vacfan, 11.0 L	1
	7	130773	(30000000–39999999)	Tie, Cable, Nyl, 11.0l, .14w, 3.0 Max. D	1
	8	1200369	(30000000–39999999)	Insulation, Acstc, 0.5, 10.4 X 13.0 C–0	1
	9	1200649	(30000000–39999999)	Cover, Fan, Vacuum	1
	10	140154	(30000000–39999999)	Sleeve, P/M, 0.25b 0.38d 0.3l, Pl	2
	11	15678	(30000000–39999999)	Screw, Hex, M6 X 1.00 X 16, Ss	2
	12	01684	(30000000–39999999)	Washer, Flat, 0.27b 0.69d .05, Ss	2
	13	1201875	(30000000–39999999)	Hose, Vacuum, 1.75id X 68.6l, 2 Cuff	1
	14	1067964	(30000000–39999999)	Fastener, 25.0 [Hook & Loop]	1
	15	1052126	(30000000–39999999)	Inductor, 12.7Mmid [156 Imp At 25Mz] (Australia Only)	1
	16	16944	(30000000–39999999)	Screw, hex, m4 X 0.70 X 10, Fmg	1

STANDARD PARTS

Fig. 19 – Solution Tank Group

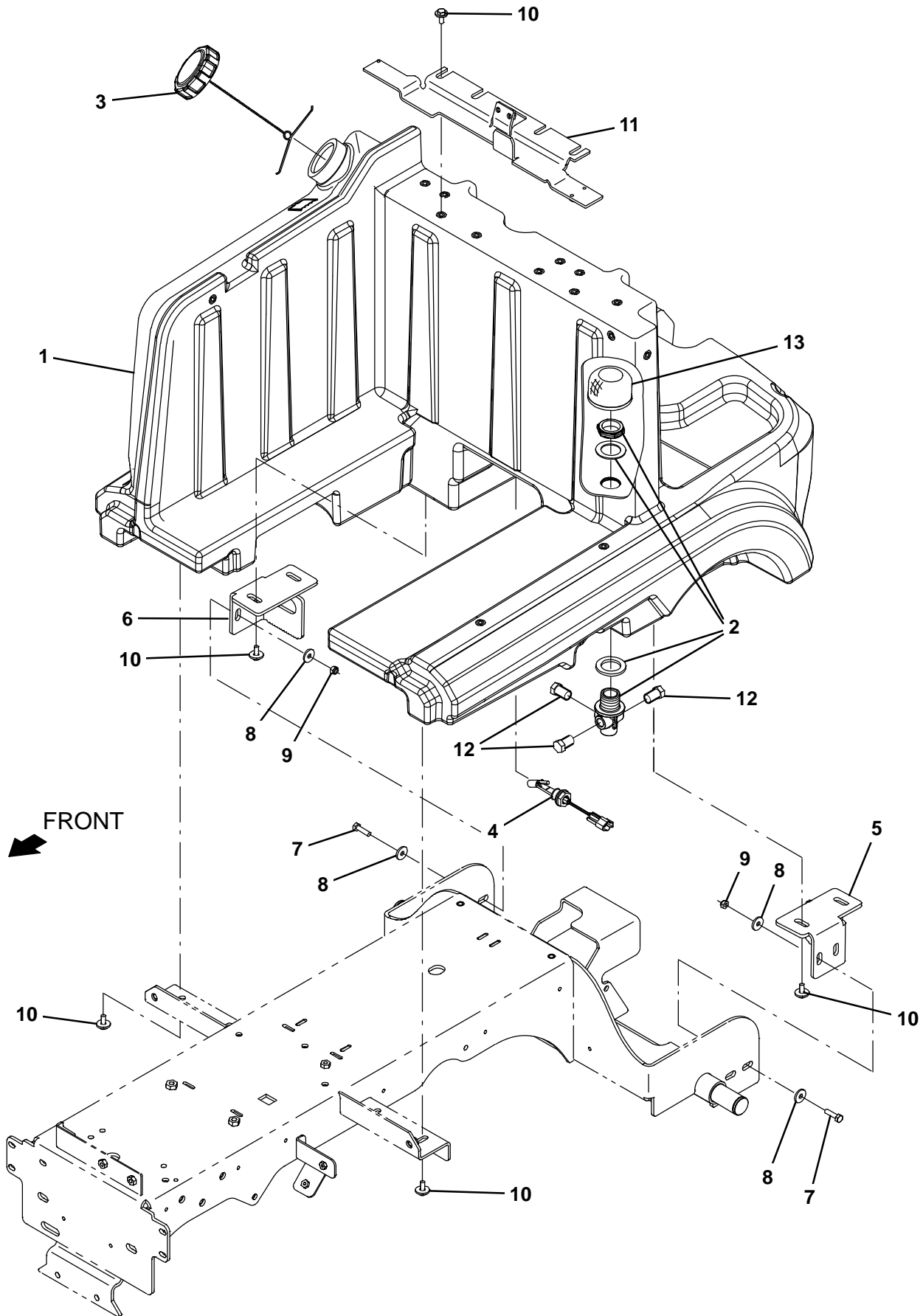


Fig. 19 – Solution Tank Group

Ref.	Part No.	Serial Number	Description	Qty.
1	9010919	(30000000–39999999)	Solution Tank, Afmkt [T12]	1
2	1059317	(30000000–39999999)	Fitting Assy, Soltn, Bh	1
3	1011885	(30000000–39999999)	Cap, Tank	1
4	1201588	(30000000–39999999)	Sensor, Level, Liq, 30watt, Spst	1
5	1201077	(30000000–39999999)	Bracket, Sppt, Tank, Lh	1
6	1201079	(30000000–39999999)	Bracket, Sppt, Tank, Rh	1
7	12317	(30000000–39999999)	Screw, Hex, M10 X 1.50 X 30, Ss	4
8	01686	(30000000–39999999)	Washer, Flat, 0.44b 1.00d .08, Ss	8
9	08714	(30000000–39999999)	Nut, Hex, Lock, M10 X 1.5, NI, Ss	4
10	1020341	(30000000–39999999)	Screw, Hex, M8 X 1.25 X 20, Ss, Sems	12
11	1205727	(30000000–39999999)	Bracket Wldt, Sppt, Seat	1
12	630146	(30000000–39999999)	Fitting, Plug, Pm06, Nyl	3
13	1027290	(30000000–39999999)	Filter, Soltn, 020Mesh, Pm12 3.1D 02.6L	1

STANDARD PARTS

Fig. 20 - Rear Squeegee Lift Group

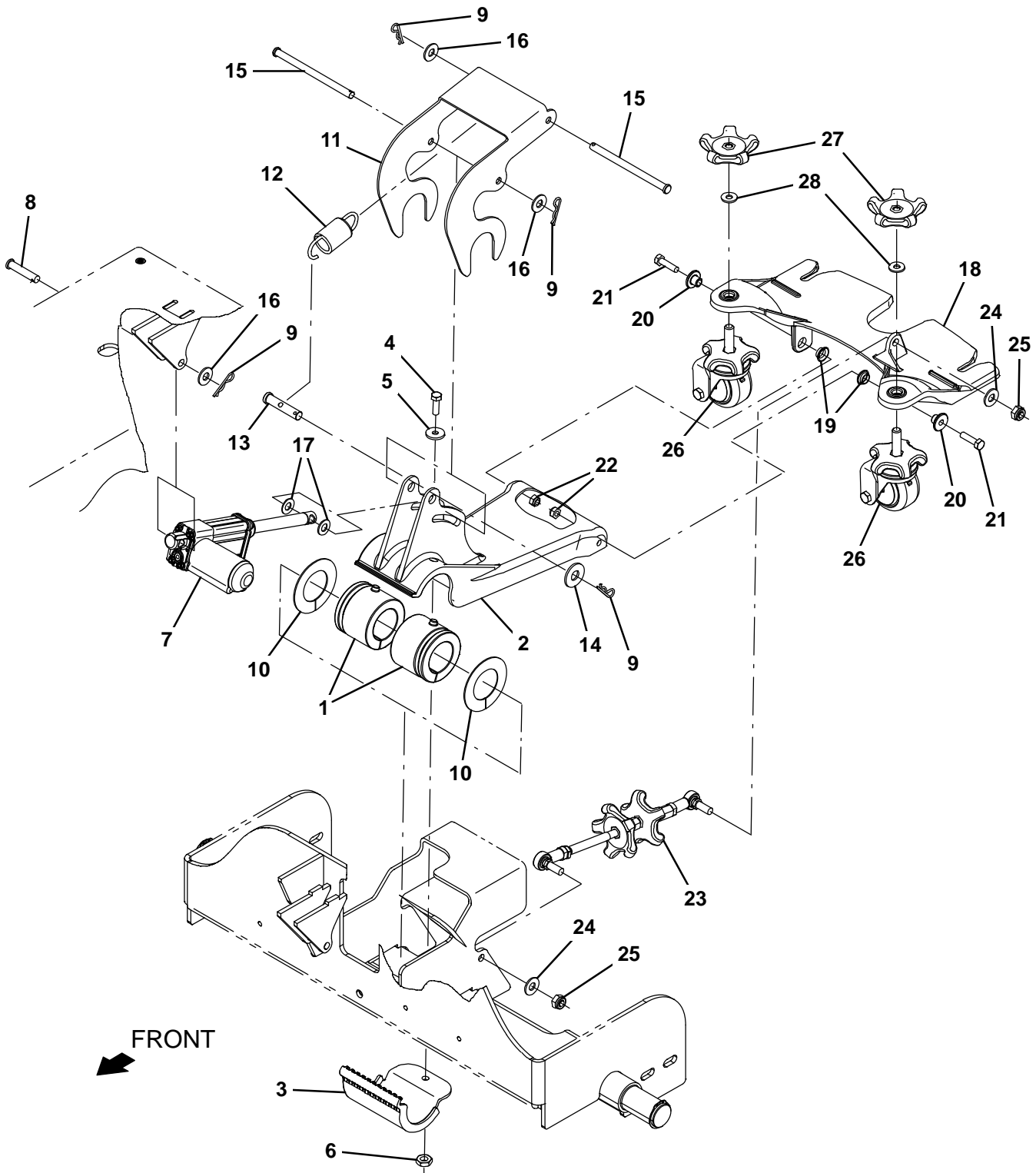


Fig. 20 – Rear Squeegee Lift Group

Ref.	Part No.	Serial Number	Description	Qty.
1	1053815	(30000000–39999999)	Bushing, Flex, Ure	2
2	1053870	(30000000–39999999)	Arm, Lift, Sqge	1
3	1053814	(30000000–39999999)	Clamp, Pivot, Link	1
4	09010	(30000000–39999999)	Screw, Hex, M8 X 1.25 X 25, Ss	1
5	1017218	(30000000–39999999)	Washer, Flat, 0.32b 1.00d .12, Ss	1
6	08713	(30000000–39999999)	Nut, Hex, Lock, M8 X 1.25, NI, Ss	3
7	1201489	(30000000–39999999)	Actuator, 36vdc, 02.0strk, 0180lb	1
8	94877	(30000000–39999999)	Pin, Clevis, 10mmd X	1
9	44906	(30000000–39999999)	Pin, Cotter, Hair, 0.38d .093 Wir	4
10	1059969	(30000000–39999999)	Washer, Thrust, 1.81b 2.93d .06w, Plstc	2
11	1059316	(30000000–39999999)	Link, Tensioner, Spring	1
12	1201370	(30000000–39999999)	Spring, Extn, 1.26od 0.162wir 03.3l	1
13	1059498	(30000000–39999999)	Pin, Clevis, 0.50d X 2.25l	1
14	32493	(30000000–39999999)	Washer, Flat, 0.50, Std	1
15	1059338	(30000000–39999999)	Pin, Clevis, 0.37d X 5.25l	2
16	01686	(30000000–39999999)	Washer, Flat, 0.44b 1.00d .08, Ss	5
17	1018151	(30000000–39999999)	Washer, Flat, 0.44b 0.88d .06, Nyl	2
18	1204957	(30000000–39999999)	Coupling, Sqge	1
19	1054662	(30000000–39999999)	Bushing, FIng, 0.50b 0.59d 0.25l	2
20	1059990	(30000000–39999999)	Sleeve, FIng, 0.32b 1.00/0.50d 0.6l, Ss	2
21	09011	(30000000–39999999)	Screw, Hex, M8 X 1.25 X 30, Ss	2
22	08713	(30000000–39999999)	Nut, Hex, Lock, M8 X 1.25, NI, Ss	2
23	9010937	(30000000–39999999)	Turnbuckle Replmt, Afrmkt [T12]	1
24	01686	(30000000–39999999)	Washer, Flat, 0.44b 1.00d .08, Ss	2
25	08714	(30000000–39999999)	Nut, Hex, Lock, M10 X 1.5, NI, Ss	2
26	1205850	(30000000–39999999)	Caster Assy, Swivel	2
27	1055516	(30000000–39999999)	Knob Assy, Star, 3.21d 5ear M12	2
28	578430	(30000000–39999999)	Washer, Flat, 0.50d, PI [Spring-Disc]	2

STANDARD PARTS

Fig. 21 - Rear Squeegee Kit

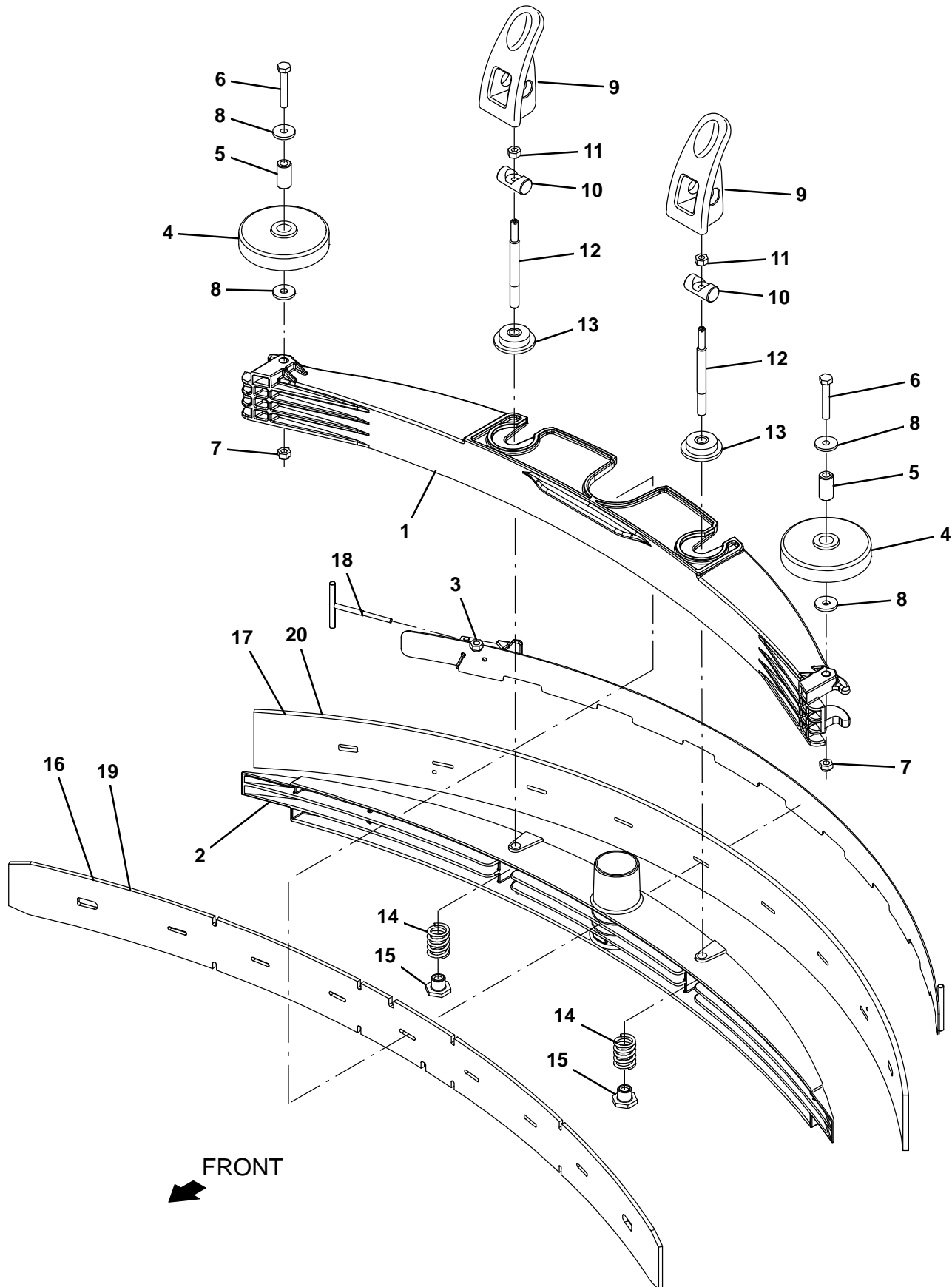


Fig. 21 – Rear Squeegee Kit

Ref.	Part No.	Serial Number	Description	Qty.
▽	9009817	(30000000–39999999)	Squeegee Kit, Rear, Ci [T12]	1
▲	1 1200219	(30000000–39999999)	Frame, Sqge, Outer	1
▲	2 1200218	(30000000–39999999)	Frame, Sqge, Inner	1
▲	3 1200466	(30000000–39999999)	Clamp Wldt, Retainer, Sqge	1
▲	4 363162	(30000000–39999999)	Wheel, 04.0d 0.89w 0.64b	2
▲	5 363301	(30000000–39999999)	Sleeve, P/M, 0.34b 0.63d 1.2l, Bnz	2
▲	6 49694	(30000000–39999999)	Screw, Hex, M8 X 1.25 X 50, Ss	2
▲	7 08713	(30000000–39999999)	Nut, Hex, Lock, M8 X 1.25, NI, Ss	2
▲	8 1017218	(30000000–39999999)	Washer, Flat, 0.32b 1.00d .12, Ss	4
▲	9 1052532	(30000000–39999999)	Grip, Lock	2
▲	10 1055396	(30000000–39999999)	Pin, 0.63d, 02.0l [W/Cbore, M8 Screw]	2
▲	11 07786	(30000000–39999999)	Nut, Hex, Std, M8 X 1	2
▲	12 1057407	(30000000–39999999)	Rod, Thrd, 2end, M8x1.25/ M10x1.5 04.7l	2
▲	13 1055506	(30000000–39999999)	Ring, Mtg, Sqge, .38l	2
▲	14 1064770	(30000000–39999999)	Spring, Cmpr, 0.98od .13wir 01.3l, Ss	2
▲	15 391345	(30000000–39999999)	Nut, T, M10 X 1.50 X 0.62od X 0.5l	2
▲	16 1200383	(30000000–39999999)	Blade, Sqge, Front, 42.59l [Linard]	1
▲	17 1200384	(30000000–39999999)	Blade, Sqge, Rear, Linatex	1
▲	18 1054312	(30000000–39999999)	Hook Wldt, Latch	1
	19 1201825	(30000000–39999999)	Blade, Sqge, Front, 43.19L [Gum] (Option)	1
	19 1201823	(30000000–39999999)	Blade, Sqge, Front, 43.19l [Urethane] (Option)	1
	19 1212213	(30000000–39999999)	Blade, Sqge, Front, Tile, Tile, 42.59L [Linard} (Option)	1
	20 1201826	(30000000–39999999)	Blade, Sqge, Rear, Gum (Option)	1
	20 1201824	(30000000–39999999)	Blade, Sqge, Rear, Urethane (Option)	1

STANDARD PARTS

Fig. 22 – Electrical Circuit Board Group

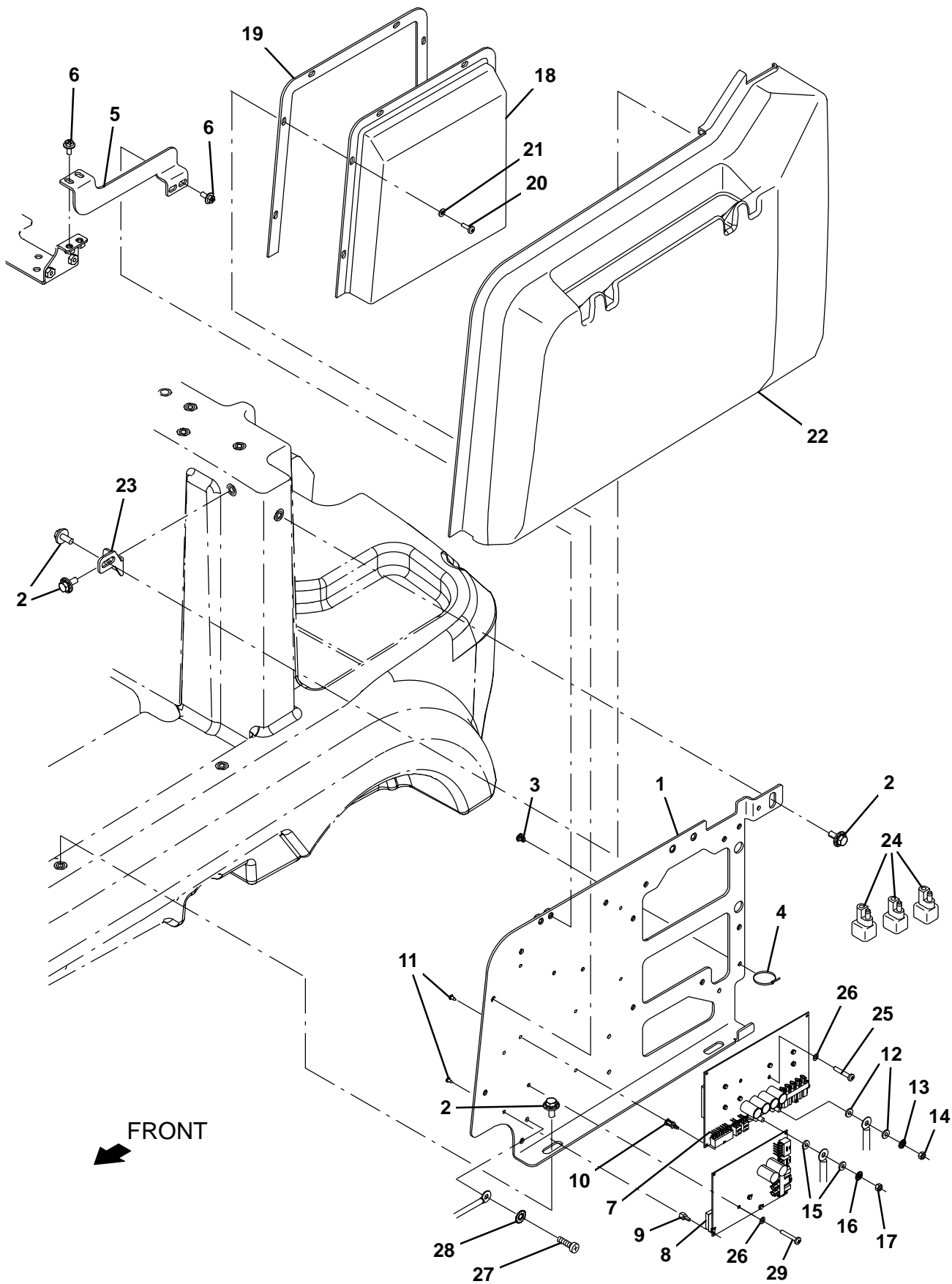


Fig. 22 – Electrical Circuit Board Group

Ref.	Part No.	Serial Number	Description	Qty.
1	1200918	(30000000–39999999)	Plate Wldt, Mtg, Electronic Component	1
2	1020341	(30000000–39999999)	Screw, Hex, M8 X 1.25 X 20, Ss, Sems	5
3	1202868	(30000000–39999999)	Clip, Tie, 0.25d, Plstc	7
4	130773	(30000000–39999999)	Tie, Cable, Nyl, 11.0l, .14w, 3.0 Max. D	7
5	1203717	(30000000–39999999)	Bracket, Stiffener	1
6	1034731	(30000000–39999999)	Screw, Hex, M6 X 1.00 X 16, Ss, Sems	4
7	9010931	(30000000–39999999)	Circuit Board Kit, Scrub, Afmkt [T12]	1
8	9010932	(30000000–39999999)	Circuit board Kit, H20_Sba, Afmkt [T12]	1
9	1016825	(30000000–39999999)	Support, Circuitboard	4
10	1202869	(30000000–39999999)	Support, Circuitboard [0.5"]	4
11	3701.6	(30000000–39999999)	Screw, Pan, Phl, 06–32 x 0.38, Shmtl, Ss	8
12	1202862	(30000000–39999999)	Washer, Flat, .21b .39d .04, Brs	2
13	07514	(30000000–39999999)	Washer, Lock, Int, 10, Ss	1
14	1202864	(30000000–39999999)	Nut, Hex, Std, M5 X 0.80, Brs	1
15	1061918	(30000000–39999999)	Washer, Flat, 0.25b 0.47d .06, Brs	2
16	07515	(30000000–39999999)	Washer, Lock, Int, 0.25, Ss	1
17	1061910	(30000000–39999999)	Nut, Hex, Std, M6 X 1.00, Brs	1
18	1200792	(30000000–39999999)	Cover, Box, Circuitboard	1
19	1201210	(30000000–39999999)	Gasket, Cover, Circuitboard	1
20	06934	(30000000–39999999)	Screw, Pan, Phl, M5 X 0.80 X 20, 4.8	6
21	140011	(30000000–39999999)	Washer, Flat, 0.21b 0.45d .03, Ss	6
22	9010922	(30000000–39999999)	Side Cover, Std, Afmkt [T12]	1
23	1201024	(30000000–39999999)	Bracket, Mtg, Panel	1
24	222290	(30000000–39999999)	Diode, Ele, Plug	3
25	06929	(30000000–39999999)	Screw, Pan, Phl, M4 X 0.70 X 25, 4.8	2
26	1202860	(30000000–39999999)	Washer, Flat, 0.17b 0.31d .03, Nyl	3
27	24199	(30000000–39999999)	Screw, Hex, M5 X 0.80 X 16, Ss	1
28	41140	(30000000–39999999)	Washer, Lock, Int–Ext, 0.25	1
29	24265	(30000000–39999999)	Screw, Pan, Phl, M4 X 0.70 X 16, Ss	1

STANDARD PARTS

Fig. 23 – Electrical Contactor and Wires Group

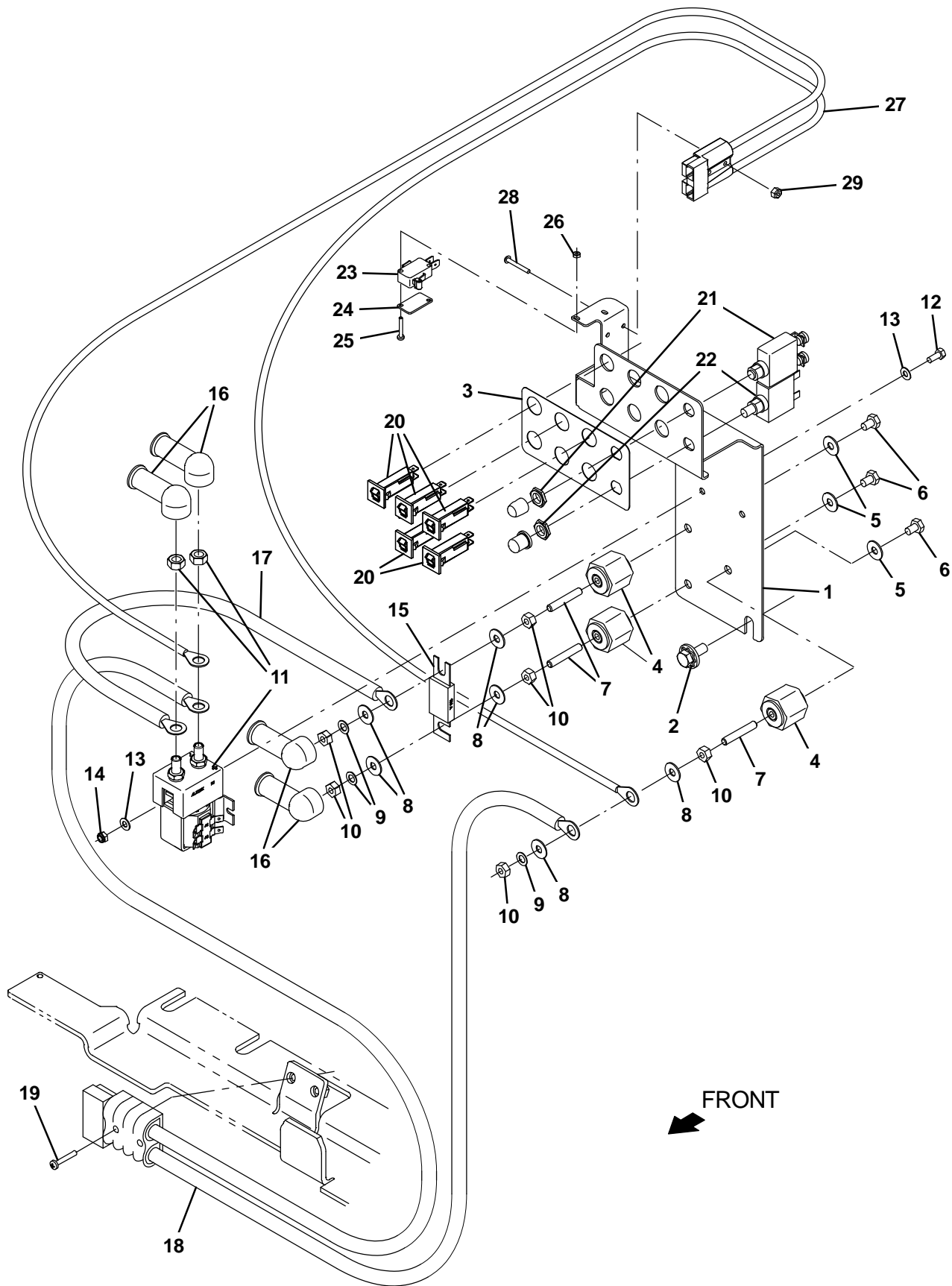


Fig. 23 – Electrical Contactor and Wires Group

Ref.	Part No.	Serial Number	Description	Qty.
1	1200897	(30000000–39999999)	Plate, Electrical	1
2	1020341	(30000000–39999999)	Screw, Hex, M8 X 1.25 X 20, Ss, Sems	2
3	1200913	(30000000–39999999)	Label, Circuitbreaker	1
4	76062	(30000000–39999999)	Stand-Off, Wir, 0.25, Insulator, Panel	3
5	01684	(30000000–39999999)	Washer, Flat, 0.27b 0.69d .05, Ss	3
6	58670	(30000000–39999999)	Screw, Hex, .25–20 X 0.50, NI	3
7	41702	(30000000–39999999)	Rod, Thrd, Full, .25–20 01.5l	3
8	32490	(30000000–39999999)	Washer, Flat, 0.25, Std	6
9	32982	(30000000–39999999)	Washer, Lock, Int, 0.25	3
10	01690	(30000000–39999999)	Nut, Hex, Std, .25–20	6
11	397609	(30000000–39999999)	Contactor, 36vdc, No	1
12	09738	(30000000–39999999)	Screw, Hex, M5 X 0.80 X 12, Ss	2
13	140011	(30000000–39999999)	Washer, Flat, 0.21b 0.45d .03, Ss	4
14	09739	(30000000–39999999)	Nut, Hex, Lock, M5 X 0.80, NI, Ss	2
15	87318	(30000000–39999999)	Fuse, 080a, 0.88 2.4l, 125volt, Slow-Blow	1
16	1016314	(30000000–39999999)	Boot, 90deg .50id 1.00id 2.50l, Red	4
17	1069894	(30000000–39999999)	Cable, 06ga 5.5l Brown .25ring / .312ring	1
18	1069897	(30000000–39999999)	Cable, Battery, 4ga, .25ring / .312ring	1
19	33944	(30000000–39999999)	Screw, Pan, Phl, M6 X 1.00 X 35, 4.8	2
20	1064184	(30000000–39999999)	Circuitbreaker, 02.5a, Resetable	5
21	383724	(30000000–39999999)	Circuitbreaker, 25.0a, Resetable	1
22	1206757	(30000000–39999999)	Circuitbreaker, 60.0a, resetable	1
23	600437	(30000000–39999999)	Switch, Snap, 15a, Rlr	1
24	601359	(30000000–39999999)	Plate, Backing, Switch	1
25	06922	(30000000–39999999)	Screw, Pan, Phl, M3 X 0.50 X 20, 4.8	2
26	01754	(30000000–39999999)	Nut, Hex, Std, M3 X 0	2
27	1059169	(30000000–39999999)	Cable Assy, 10ga .25ring / .31ring, 050a	1
28	25005	(30000000–39999999)	Screw, Pan, Phl, 06–32 X 1.00, G1	2
29	75939	(30000000–39999999)	Nut, Hex, Lock, #06–32, NI	2

STANDARD PARTS

Fig. 24 - Battery Group, 240Ah

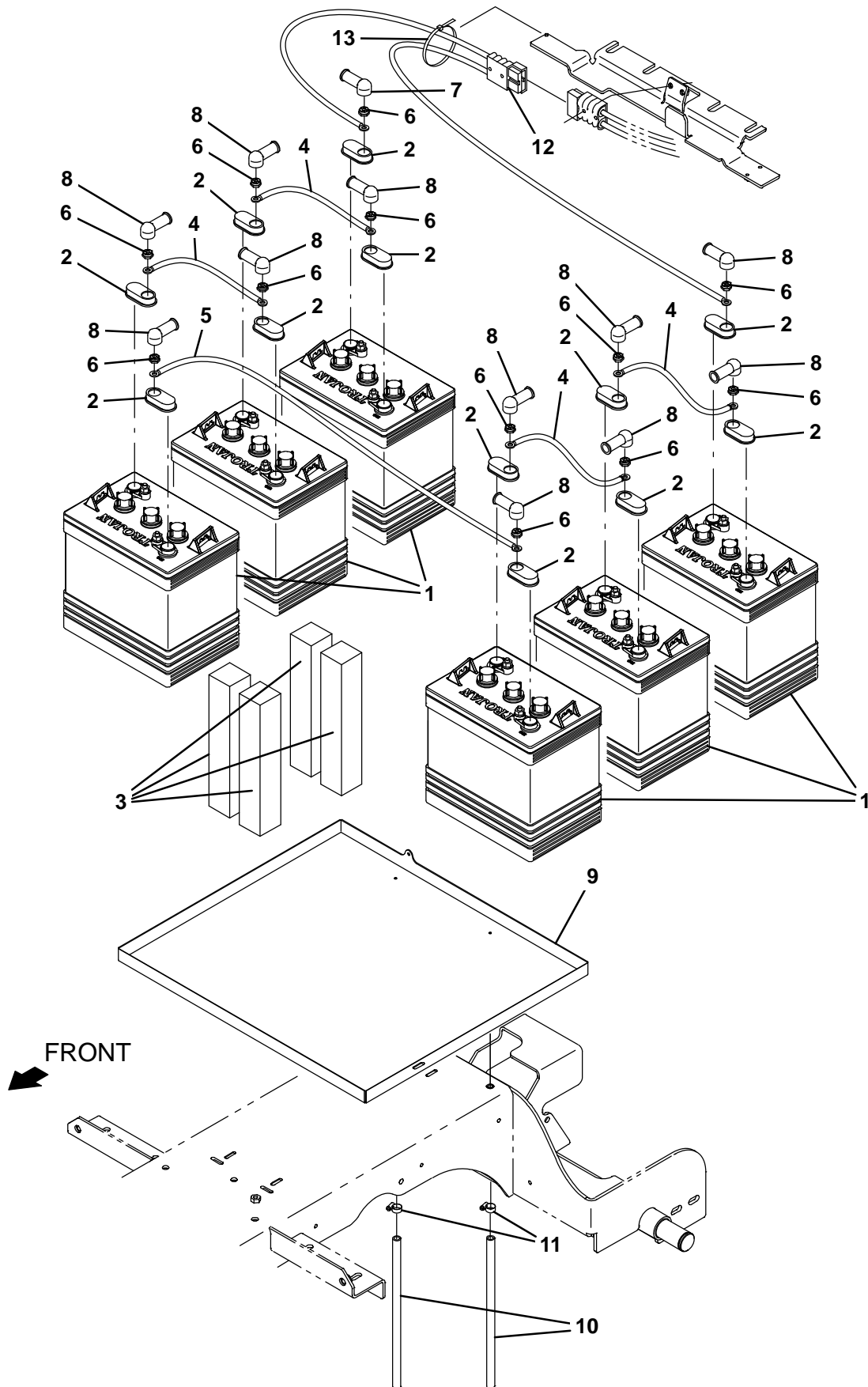
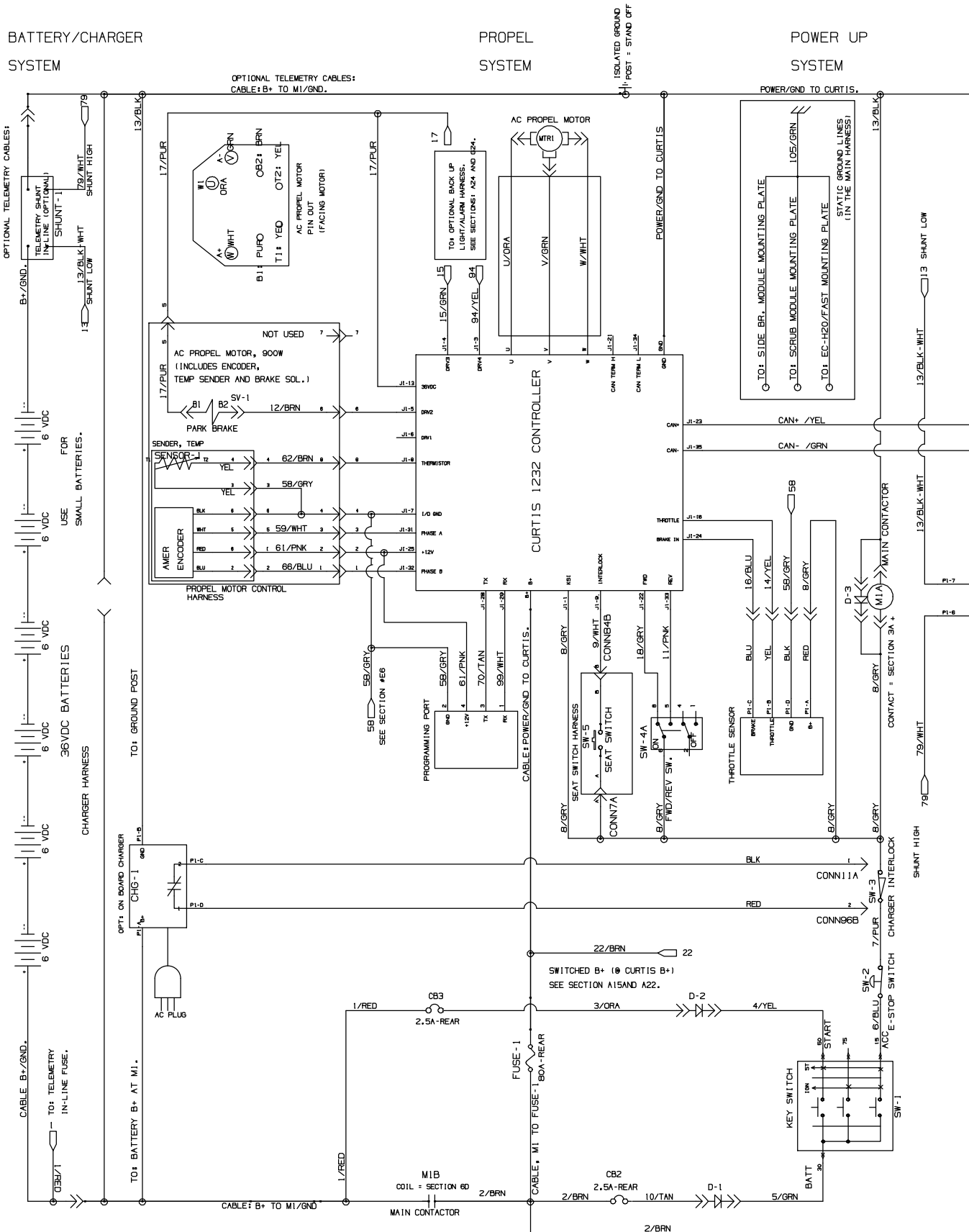


Fig. 24 – Battery Group, 240Ah

Ref.	Part No.	Serial Number	Description	Qty.
1	222280	(30000000–39999999)	Battery, Wet, 06vdc 0240ah	6
2	1041030	(30000000–39999999)	Cap, Battery	12
3	83415	(30000000–39999999)	Spacer, Battery, Foam, 2.00 X 2.0 X 11.0	4
4	223355	(30000000–39999999)	Cable, 04ga 08.0l Blk .34ring /.34ring	4
5	223356	(30000000–39999999)	Cable, 04ga 12.0l Blk .34ring /.34ring	1
6	87435	(30000000–39999999)	Nut, Hex, Flexlock, .31–18	12
7	1016314	(30000000–39999999)	Boot, 90deg .50id 1.00id 2.50l, Red	1
8	611221	(30000000–39999999)	Boot, Terminal, Battery, 25.4mm, Blk	11
9	1201303	(30000000–39999999)	Tray Wldt, Battery	1
10	1006401	(30000000–39999999)	Hose, Afmkt, Pvc, Brd, 0.50id, 03ft, Clr	1
11	54333	(30000000–39999999)	Clamp, Hose, Wormdrive, 0.31–0.88d, .31w	2
12	223361	(30000000–39999999)	Cable Assy, 04ga .34ring /.34ring, 175a	1
13	130773	(30000000–39999999)	Tie, Cable, Nyl, 11.0l, .14w, 3.0 Max. D	1

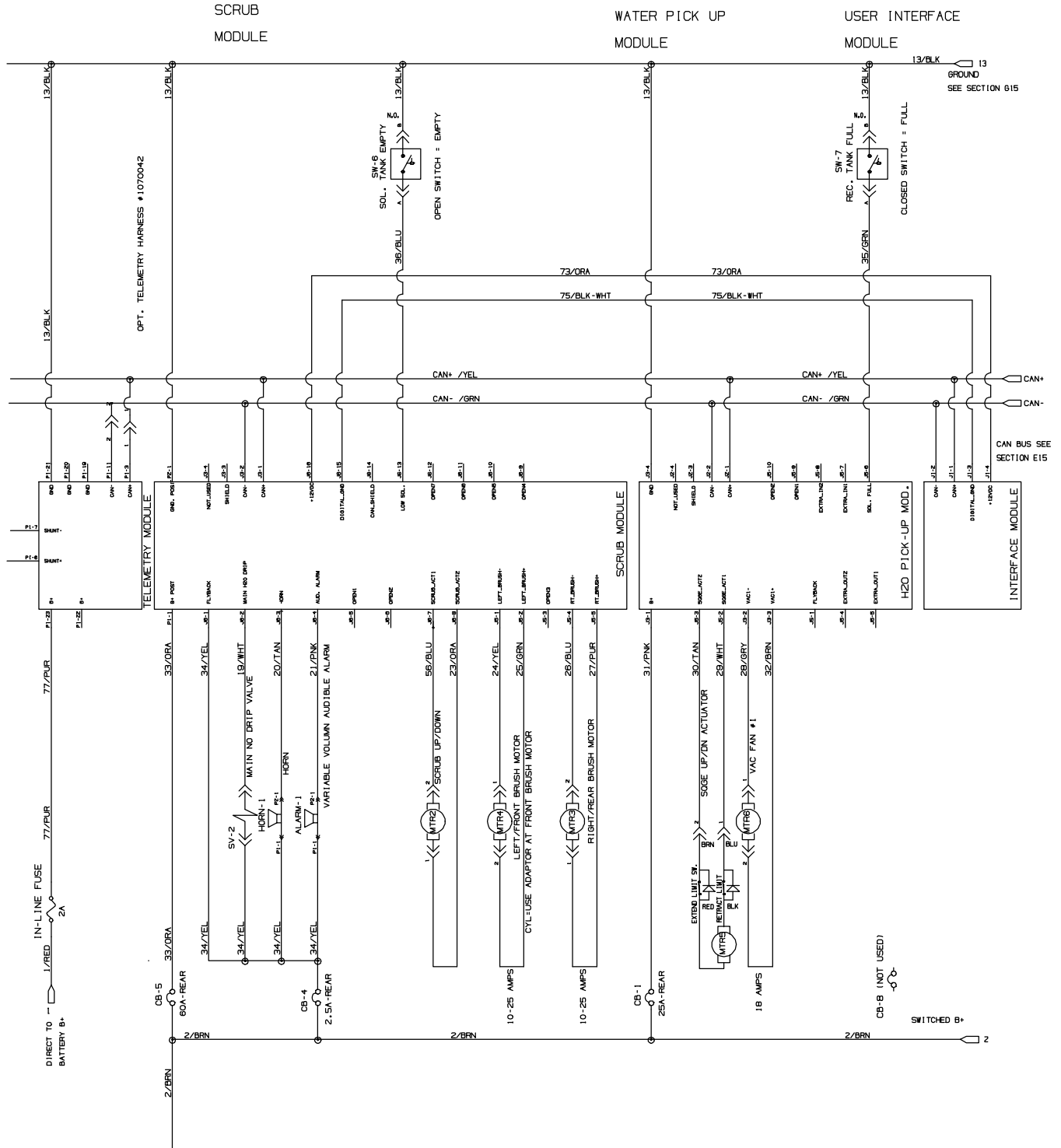
STANDARD PARTS

Fig. 25 – Electrical Schematic Group



1071333 – 356358

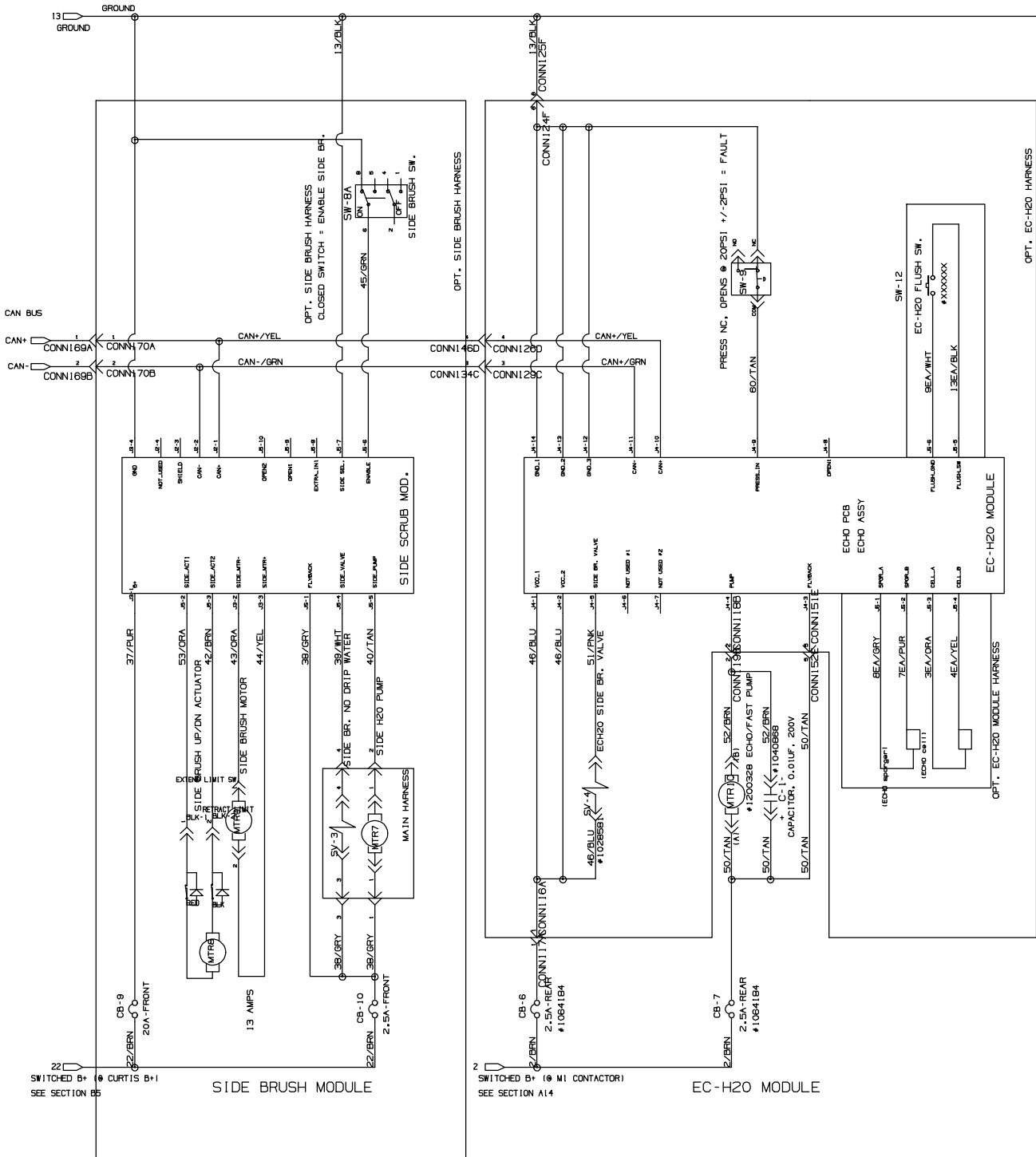
Fig. 25 – Electrical Schematic Group



1071333 – 356358

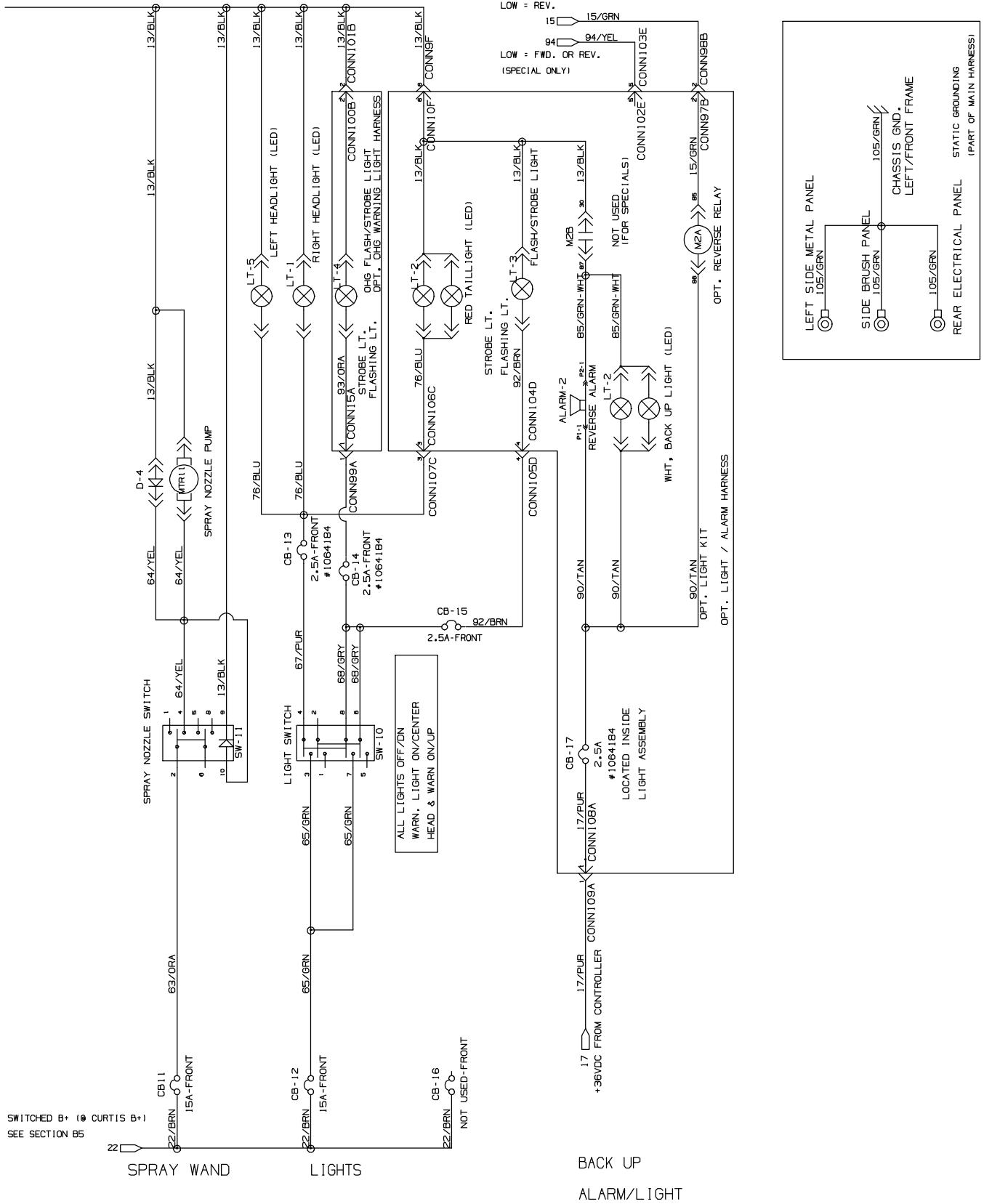
STANDARD PARTS

Fig. 25 – Electrical Schematic Group



1071333 – 356358

Fig. 25 - Electrical Schematic Group



1071333 - 356358

Fig. 26 – Wire Harnesses Group

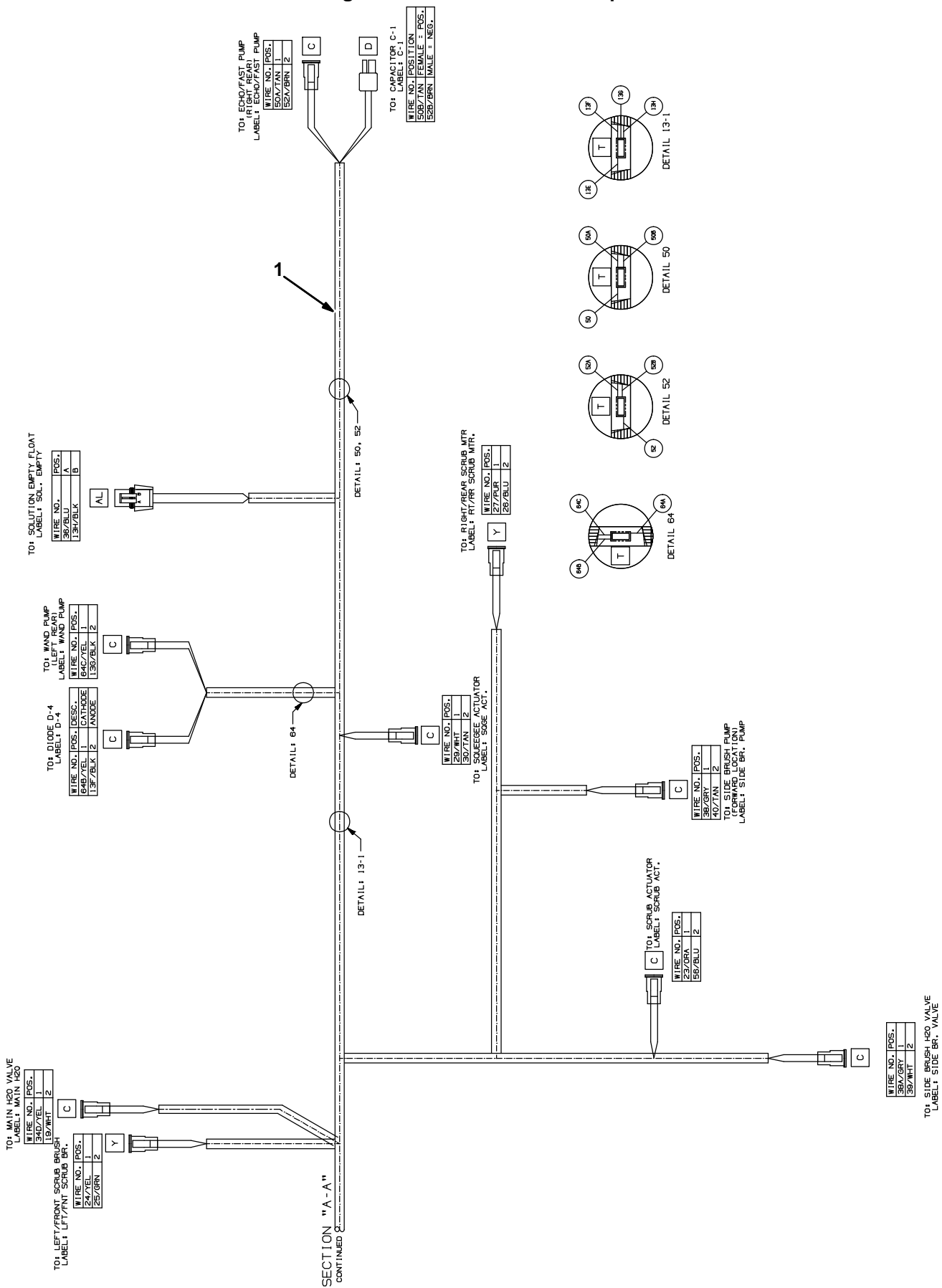
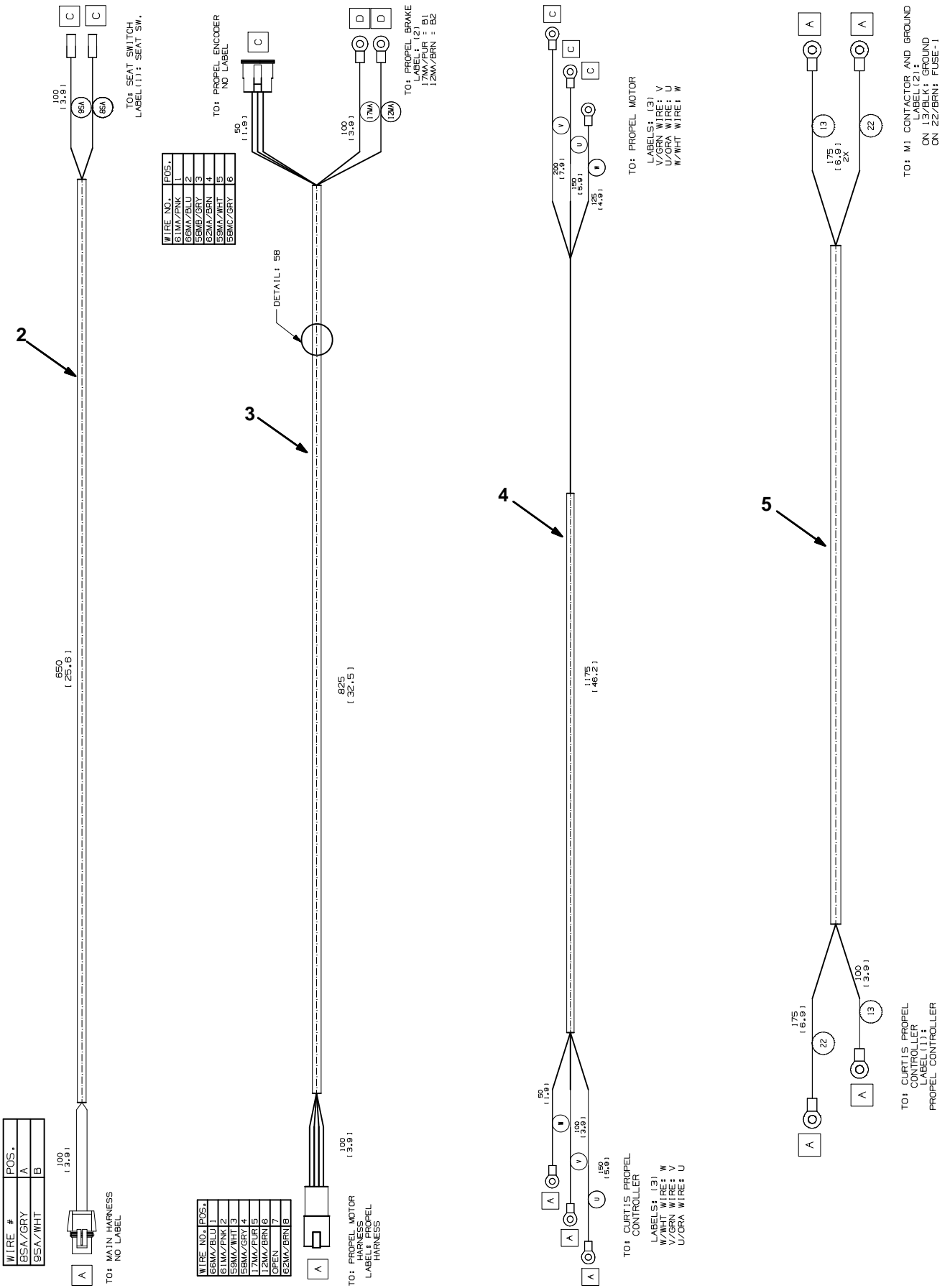


Fig. 26 - Wire Harnesses Group



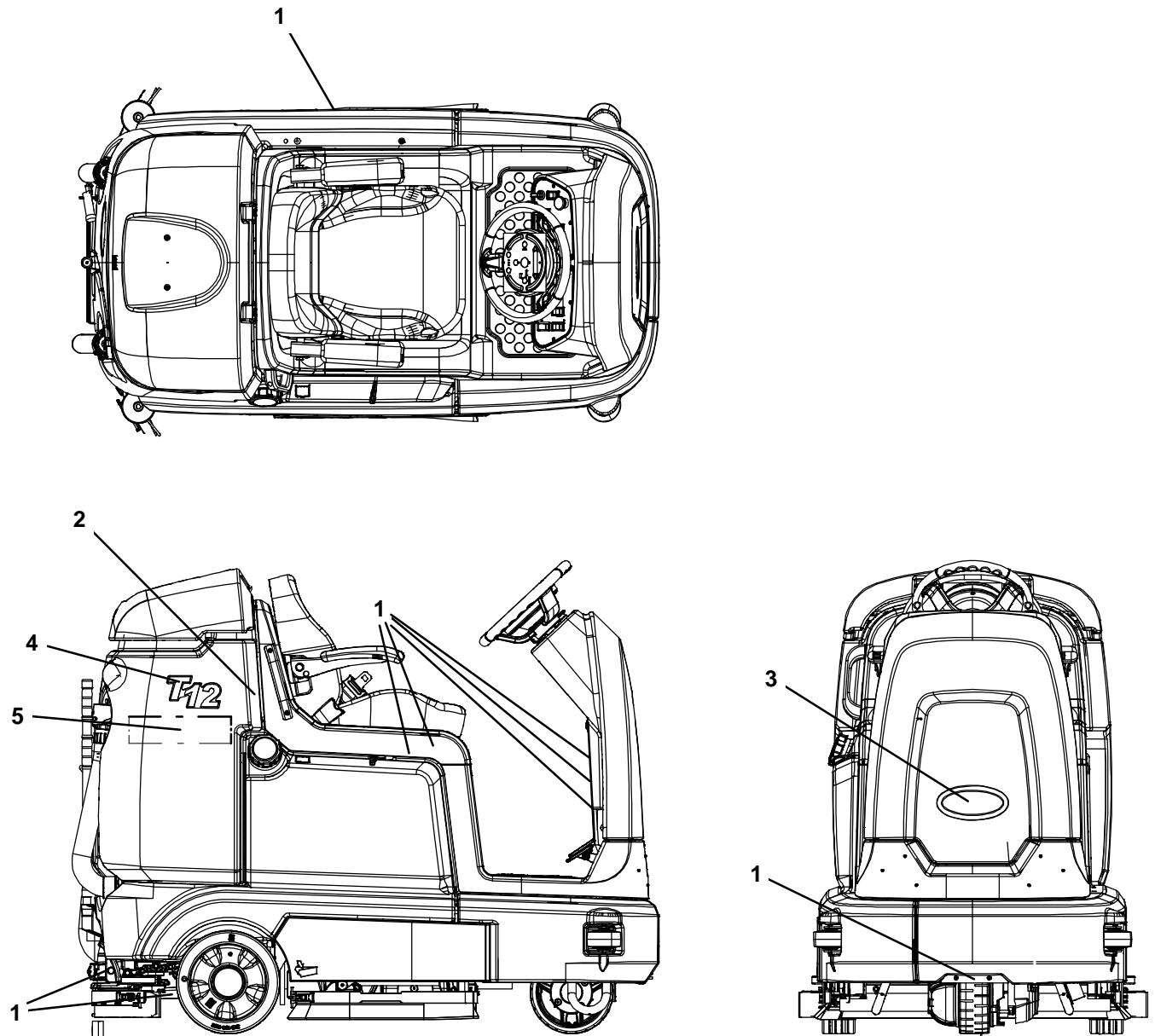
STANDARD PARTS

356359

Fig. 26 – Wire Harnesses Group

Ref.	Part No.	Serial Number	Description	Qty.
1	1069346	(30000000–39999999)	Harness, Main, Ele [T12]	1
2	1069745	(30000000–39999999)	Harness. Ele, Seat [T12]	1
3	1069730	(30000000–39999999)	Harness, Wire, Propel Motor [T12]	1
4	1070956	(30000000–39999999)	Harness, Cable, Propel Motor [T12]	1
5	1069891	(30000000–39999999)	Cable Assy, power [T12]	1

Fig. 27 – Labels Group



356354

Ref.	Part No.	Serial Number	Description	Qty.
1	1205741	(30000000–39999999)	Label Set, Info/Hzrd [T12]	1
1	1205743	(30000000–39999999)	Label Set, Info/Hzrd, Tj [T12] (Japan Only)	1
2	1205724	(30000000–39999999)	Label, Hzrd, Flammable Matl, Na	1
2	1067120	(30000000–39999999)	Label, Hzrd, Flammable Matl, Tj (Japan Only)	1
3	1204077	(30000000–39999999)	Nameplate, Tennant, Domed 7.0in	1
4	1205426	(30000000–39999999)	Label, Logo [T12]	2
5	1062813	(30000000–39999999)	Label, Logo, 12.3l 4color [Ec–H2o]	2

STANDARD PARTS

SECTION 3

Contents	Page
Fig. 1 – Headlight Group	3-2
Fig. 2 – Strobe Light and Backup Alarm Kit	3-4
Fig. 3 – Strobe Light Kit, Overhead Guard	3-6
Fig. 4 – Squeegee Guard Group	3-8
Fig. 5 – Heavy Duty Bumper Kit	3-10
Fig. 6 – Overhead Guard Kit	3-12
Fig. 7 – ec-H2O Solution Pump Group	3-14
Fig. 8 – ec-H2O Solution Supply Group, Side Brush	3-16
Fig. 9 – ec-H2O Wire Harness Group	3-18
Fig. 10 – Side Brush Motor and Squeegee Group	3-20
Fig. 11 – Side Brush Pivot Group	3-22
Fig. 12 – Side Brush Bumper and Mount Group	3-24
Fig. 13 – Side Brush Solution Supply Group	3-26
Fig. 14 – Side Brush Electrical Group	3-28
Fig. 15 – Side Brush Wire Harness Group	3-30
Fig. 16 – Spray Hose Kit	3-32
Fig. 17 – Vacuum Wand Kit	3-34
Fig. 18 – Telemetry Group	3-36
Fig. 19 – Battery Group, 36V 360Ah	3-38
Fig. 20 – Battery Charger Group	3-40
Fig. 21 – Battery Charger Group, International Only	3-41
Fig. 22 – Battery Charger Group	3-42
Fig. 23 – On-Board Charger Kit	3-44
Fig. 24 – On-Board Charger Group, International	3-46
Fig. 25 – Flow-Rite™ Battery Water Manifold Kit	3-48
Fig. 26 – Hydrolink® Battery Watering System Kit	3-49
Fig. 27 – Fire Extinguisher Group	3-50
Fig. 28 – Transport Group	3-51
Fig. 29 – Documentation Group	3-52

OPTIONS

Fig. 1 - Headlight Group

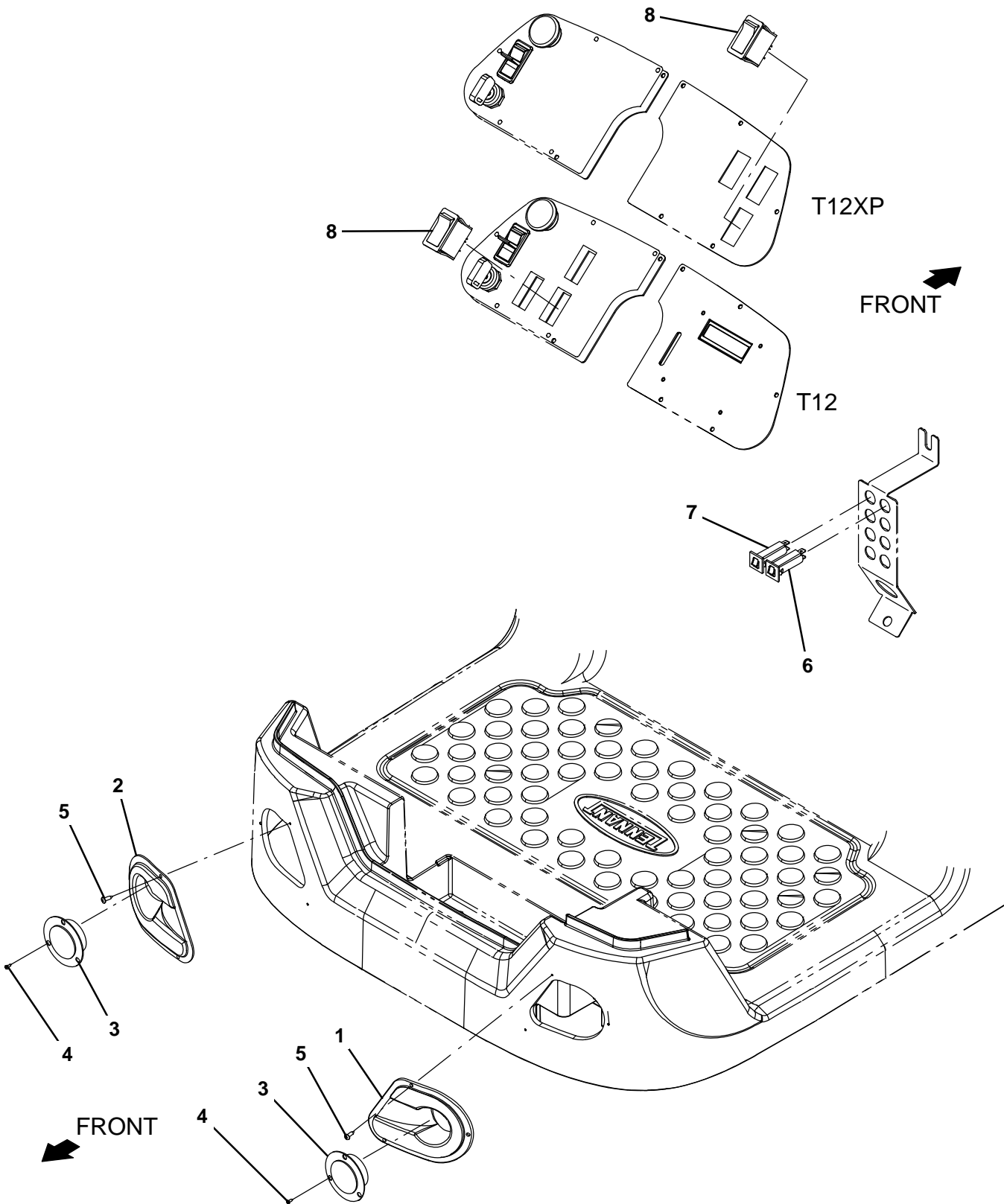


Fig. 1 – Headlight Group

Ref.	Part No.	Serial Number	Description	Qty.
1	1202870	(30000000–39999999)	Bezel, Headlight, Lh [W/Inserts]	1
2	1202892	(30000000–39999999)	Bezel, Headlight, Rh [W/Inserts]	1
3	9008182	(30000000–39999999)	Light Assy, Pre–Sweep, Afmkt	2
4	06920	(30000000–39999999)	Screw, Pan, Phl, M3 X 0.50 X 10, 4.8	6
5	140825	(30000000–39999999)	Screw, Pan, Phl, 06 X 0.50, Fmg/Ab, Blk	6
6	1064184	(30000000–39999999)	Circuitbreaker, 02.5a, Resetable	1
7	1064188	(30000000–39999999)	Circuitbreaker, 15.0a, Resetable	1
8	377084	(30000000–39999999)	Switch, Rocker, Prgrsv	1

OPTIONS

Fig. 2 - Strobe Light and Backup Alarm Kit

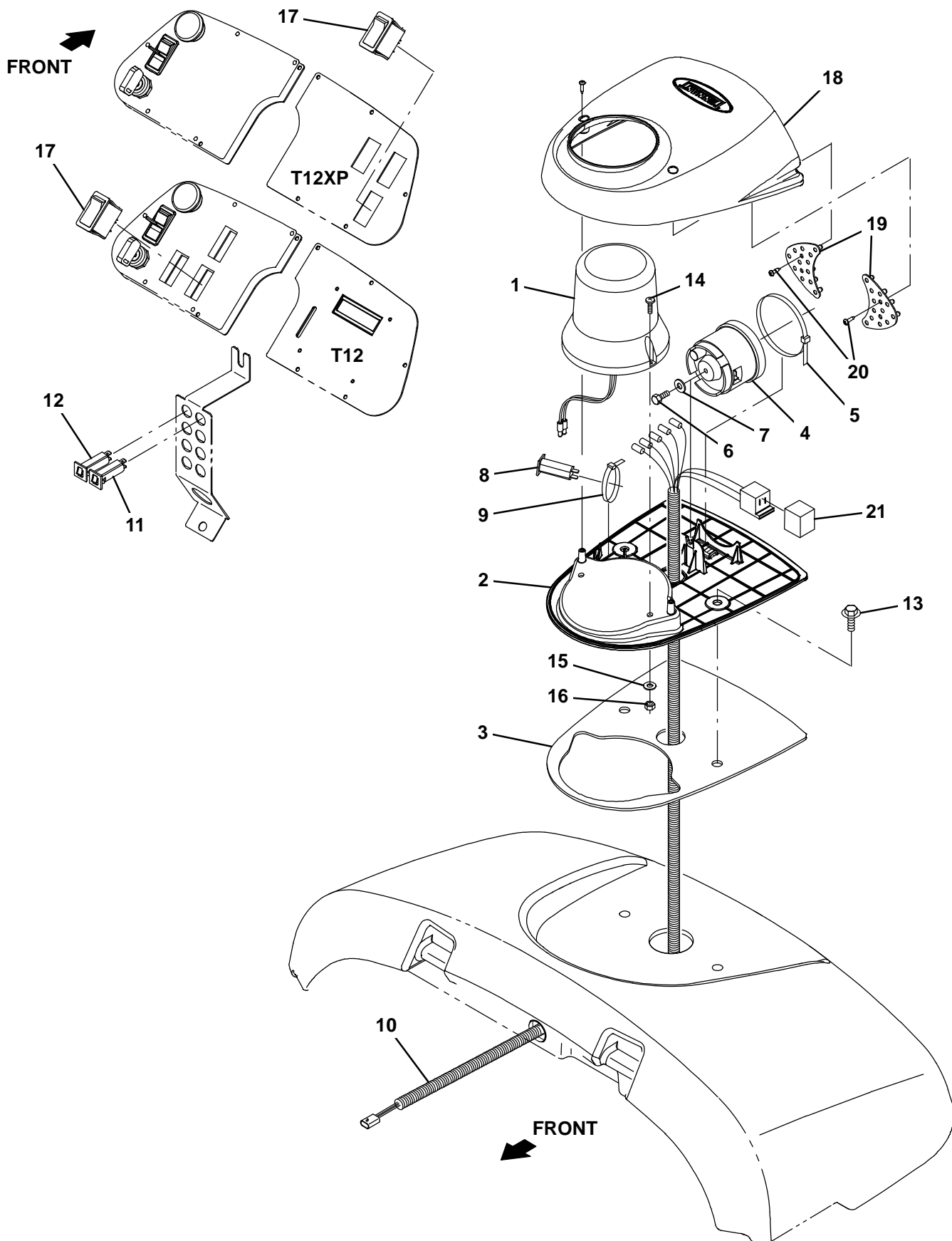


Fig. 2 – Strobe Light and Backup Alarm Kit

	Ref.	Part No.	Serial Number	Description	Qty.
▽		9010353	(30000000–39999999)	Light kit, Strobe, Module, Ci [T12]	1
▲▽	1	83159	(30000000–39999999)	Light, Strobe, Amb, 12–48vdc, Rwk	1
▲▲		9000845	(30000000–39999999)	Lamp, Bulb, Strobe	1
▲▲		9000879	(30000000–39999999)	Lens, Amb, F/ Revl / Flasher	1
▲	2	1059938	(30000000–39999999)	Base, Module, Light	1
▲	3	1063263	(30000000–39999999)	Gasket, Base, Module	1
▲	4	1058694	(30000000–39999999)	Alarm, Backup, 12–48vdc, Adj	1
▲	5	49263	(30000000–39999999)	Tie, Cable, Nyl, 11.4l .19w 3.0 Max D	1
▲	6	19315	(30000000–39999999)	Screw, Hex, .25–20 X 0.50, G5	1
▲	7	32483	(30000000–39999999)	Washer, Flat, 0.25, Sae	1
▲	8	1064184	(30000000–39999999)	Circuitbreaker, 02.5a, Resetable	1
▲	9	49266	(30000000–39999999)	Tie, Cable, Nyl, 07.3l .19w 1.8 Max D	1
▲	10	1056979	(30000000–39999999)	Harness, Wire, Alarm / Light [T16]	1
▲	11	1064184	(30000000–39999999)	Circuitbreaker, 02.5a, Resetable	1
▲	12	1064188	(30000000–39999999)	Circuitbreaker, 15.0a, Resetable	1
▲	13	1020341	(30000000–39999999)	Screw, Hex, M8 X 1.25 X 20, Ss, Sems	2
▲	14	06933	(30000000–39999999)	Screw, Pan, Phl, M5 X 0.80 X 16, 4.8	2
▲	15	19066	(30000000–39999999)	Washer, Flat, 0.25b 0.56d .05, Pl, 10	2
▲	16	06549	(30000000–39999999)	Nut, Hex, Lock, M5 X 0.80, NI	2
▲	17	377084	(30000000–39999999)	Switch, Rocker, Prgrsv	1
▲	18	1062106	(30000000–39999999)	Cover, Module, Light	1
▲	19	1059342	(30000000–39999999)	Light Assy, Led	1
▲	20	222267	(30000000–39999999)	Screw, Pan, Phl, 06–20 X 0.50, Fmg/Ab	6
▲	21	398526	(30000000–39999999)	Relay, 36Vdc, 005A, Spdt No [Greenwich]	6
		1027798	(30000000–39999999)	Lens, Red, F/ Revl / Flasher	1
		1027800	(30000000–39999999)	Lens, Blu, F/ Revl / Flasher	1

OPTIONS

Fig. 3 – Strobe Light Kit, Overhead Guard

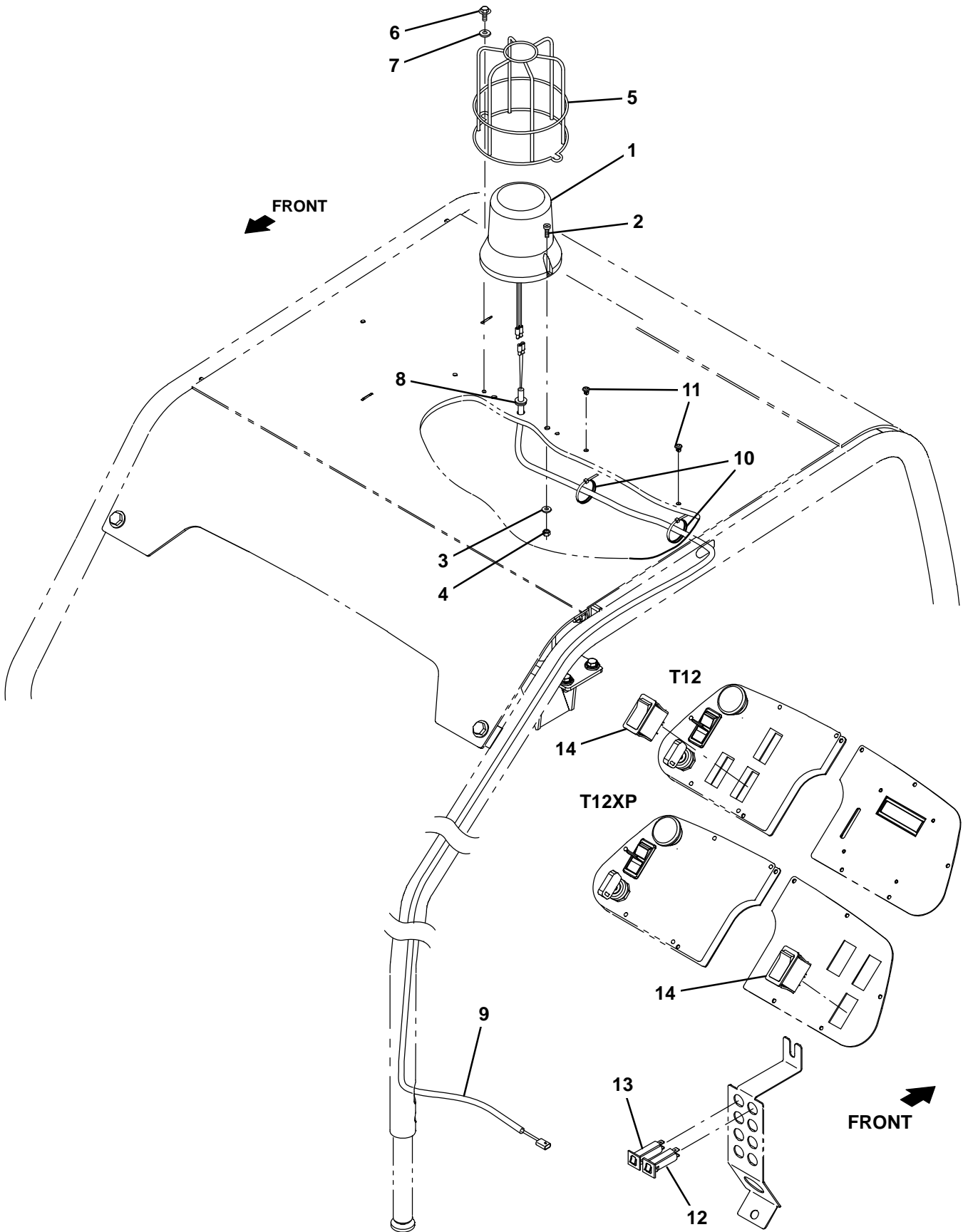


Fig. 3 – Strobe Light Kit, Overhead Guard

Ref.	Part No.	Serial Number	Description	Qty.
▽	9010351	(30000000–39999999)	Light Kit, Warning, Ohg, Ci [T12]	1
▲▽	1 83159	(30000000–39999999)	Light, Strobe, Amb, 12–48vdc, Rwk	1
▲▲	9000845	(30000000–39999999)	Lamp, Bulb, Strobe	1
▲▲	9000879	(30000000–39999999)	Lens, Amb, F/ Revl / Flasher	1
▲	2 06933	(30000000–39999999)	Screw, Pan, Phl, M5 X 0.80 X 16, 4.8	2
▲	3 19066	(30000000–39999999)	Washer, Flat, 0.25b 0.56d .05, Pl, 10	2
▲	4 06549	(30000000–39999999)	Nut, Hex, Lock, M5 X 0.80, NI	2
▲	5 1039392	(30000000–39999999)	Guard, Light, Revl / Strobe	1
▲	6 74455	(30000000–39999999)	Screw, Hex, M6 X 1.00 X 12, Fmg	2
▲	7 32490	(30000000–39999999)	Washer, Flat, 0.25, Std	2
▲	8 10632–2	(30000000–39999999)	Grommet, Rbr, 0.62id, F/0.9h, .12 Matl	1
▲	9 1069746	(30000000–39999999)	Harness, Ele, Ohg [T12]	1
▲	10 130773	(30000000–39999999)	Tie, Cable, Nyl, 11.0l, .14w, 3.0 Max. D	2
▲	11 1202868	(30000000–39999999)	Clip, Tie, 0.25d, Plstc	2
▲	12 1064184	(30000000–39999999)	Circuitbreaker, 02.5a, Resetable	1
▲	13 1064188	(30000000–39999999)	Circuitbreaker, 15.0a, Resetable	1
▲	14 377084	(30000000–39999999)	Switch, Rocker, Prgrsv	1
	1027798	(30000000–39999999)	Lens, Red, F/ Revl / Flasher	1
	1027800	(30000000–39999999)	Lens, Blu, F/ Revl / Flasher	1

OPTIONS

Fig. 4 - Squeegee Guard Group

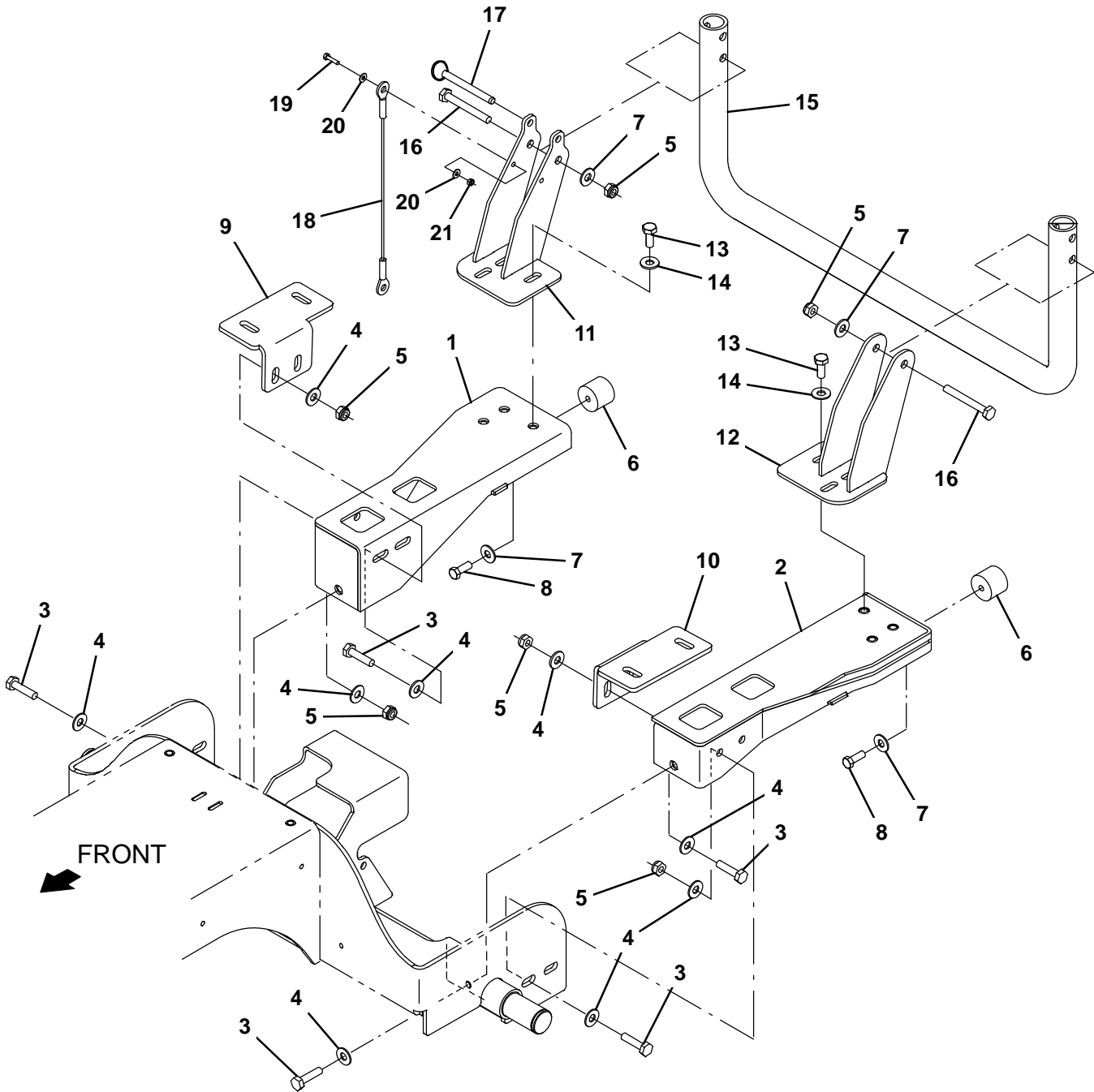


Fig. 4 – Squeegee Guard Group

Ref.	Part No.	Serial Number	Description	Qty.
1	1201496	(30000000-39999999)	Channel Wldt, Bumper, Rh	1
2	1201503	(30000000-39999999)	Channel Wldt, Bumper, Lh	1
3	12317	(30000000-39999999)	Screw, Hex, M10 X 1.50 X 30, Ss	10
4	01686	(30000000-39999999)	Washer, Flat, 0.44b 1.00d .08, Ss	18
5	08714	(30000000-39999999)	Nut, Hex, Lock, M10 X 1.5, NI, Ss	8
6	1024977	(30000000-39999999)	Bumper, Ure, 1.50d 1.25l	2
7	32492	(30000000-39999999)	Washer, Flat, 0.38, Std	4
8	69225	(30000000-39999999)	Screw, Hex, .38-16 X 1.00, Ss	2
9	1201499	(30000000-39999999)	Bracket, Support, Tank, Rh	1
10	1201504	(30000000-39999999)	Bracket, Support, Tank, Lh	1
11	1202246	(30000000-39999999)	Support Wldt, Guard, Rh	1
12	1202247	(30000000-39999999)	Support Wldt, Guard, Lh	1
13	09028	(30000000-39999999)	Screw, Hex, M10 X 1.50 X 25, Ss	6
14	01685	(30000000-39999999)	Washer, Flat, 0.38b 0.88d .08, Ss	6
15	1204847	(30000000-39999999)	Tube, Guard, Pntd	1
16	06965	(30000000-39999999)	Screw, Hex, M10 X 1.50 X 80, 8.8	2
17	369359	(30000000-39999999)	Pin, Hitch, .375d X 3.12l, PI	1
18	19676	(30000000-39999999)	Cable, Glv .09d 013.0l .38eye /.38eye	1
19	09252	(30000000-39999999)	Screw, Hex, M5 X 0.80 X 20, 8.8	1
20	01683	(30000000-39999999)	Washer, Flat, 10, Ss	2
21	09739	(30000000-39999999)	Nut, Hex, Lock, M5 X 0.80, NI, Ss	1

OPTIONS

Fig. 5 - Heavy Duty Bumper Kit

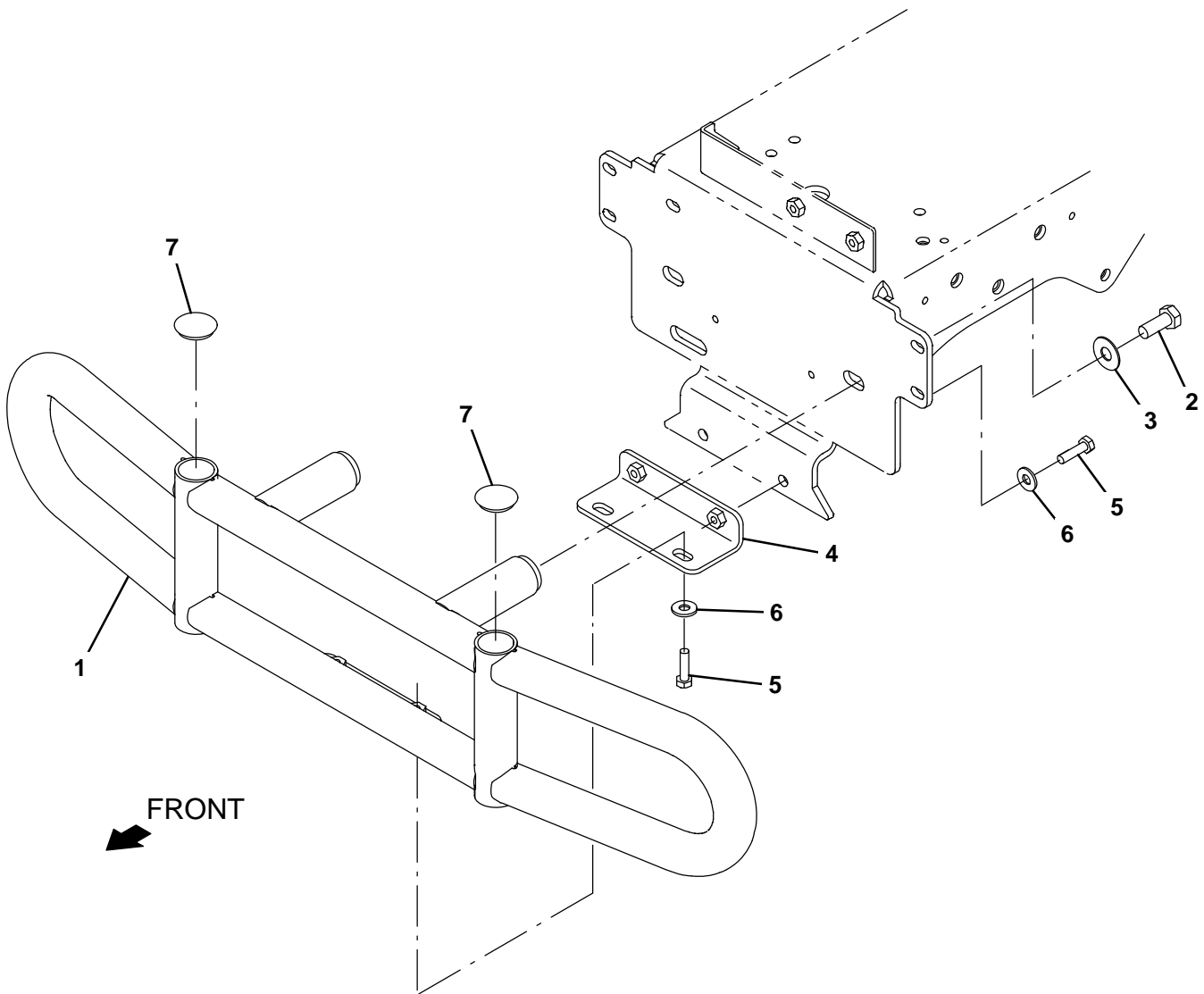


Fig. 5 – Heavy Duty Bumper Kit

NOTE: Overhead Guard Kit (including Heavy Duty Bumper), Tennant Part Number 9009861, includes; Fig. 5 and Fig. 6.

	Ref.	Part No.	Serial Number	Description	Qty.
▽		9009857	(30000000–39999999)	Bumper Kit, Front, Hd, Ci [T12]	1
▲	1	1201452	(30000000–39999999)	Tube Wldt, Bmpr	1
▲	2	12309	(30000000–39999999)	Screw, Hex, M12 X 1.75 X 30, Ss	2
▲	3	140045	(30000000–39999999)	Washer, Flat, 0.51b 1.25d .06, Ss	2
▲	4	1201061	(30000000–39999999)	Bracket Wldt, Bumper	1
▲	5	09011	(30000000–39999999)	Screw, Hex, M8 X 1.25 X 30, Ss	4
▲	6	01685	(30000000–39999999)	Washer, Flat, 0.38b 0.88d .08, Ss	4
▲	7	1010399	(30000000–39999999)	Plug, Hole, Rnd, 1.25h .18, Blk Stl	2

OPTIONS

Fig. 6 - Overhead Guard Kit

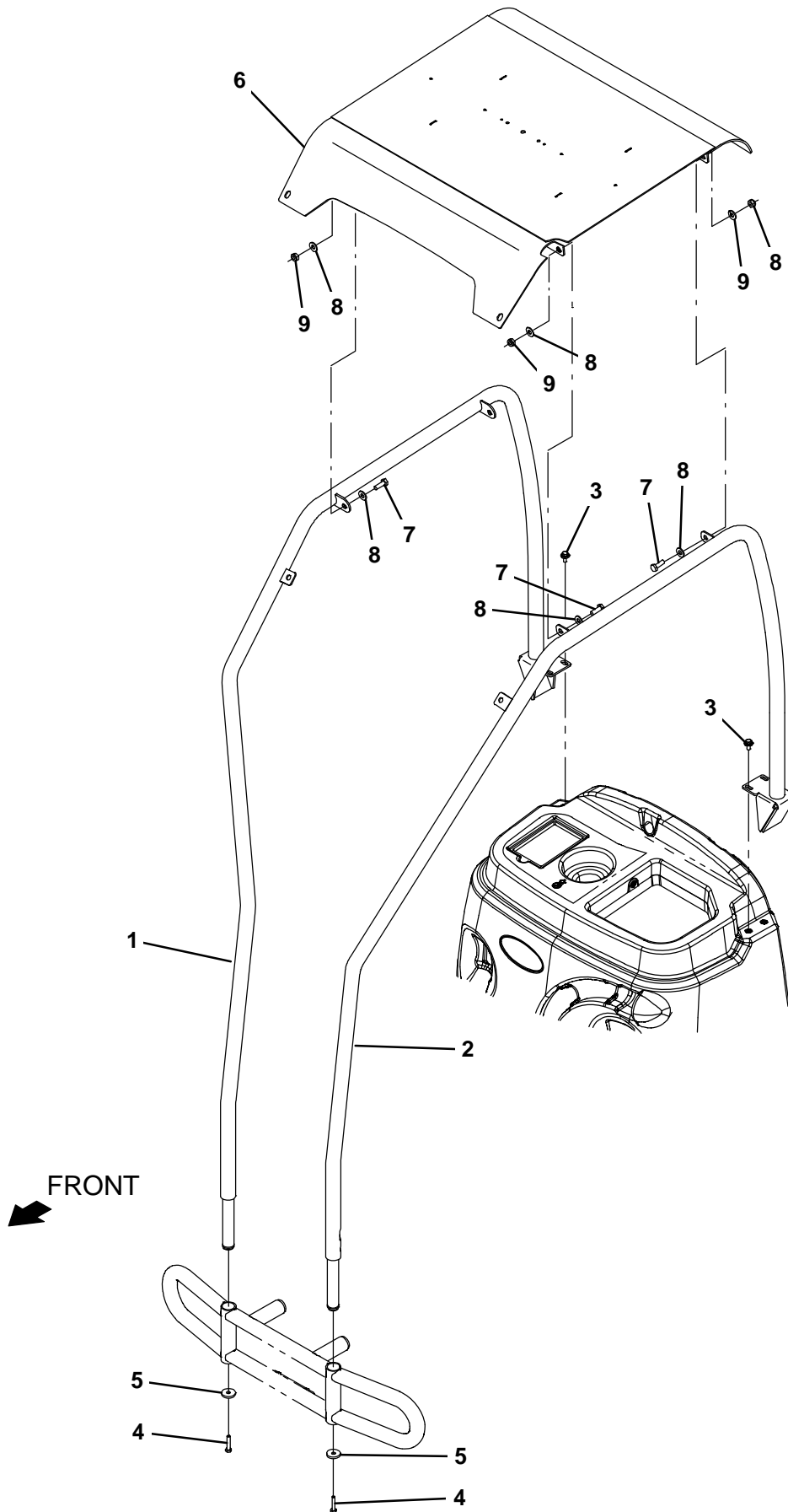


Fig. 6 – Overhead Guard Kit

NOTE: Overhead Guard Kit (including Heavy Duty Bumper), Tennant Part Number 9009861, includes; Fig. 5 and Fig. 6.

	Ref.	Part No.	Serial Number	Description	Qty.
▽		9009848	(30000000–39999999)	Ohg Kit W/O Bumper, Ci [T12]	1
▲	1	1201550	(30000000–39999999)	Tube Wldt, Guard, Rh	1
▲	2	1201357	(30000000–39999999)	Tube Wldt, Guard, Lh	1
▲	3	1020341	(30000000–39999999)	Screw, Hex, M8 X 1.25 X 20, Ss, Sems	4
▲	4	04375	(30000000–39999999)	Screw, Hex, M8 X 1.25 X 40, 8.8, FI	2
▲	5	46983	(30000000–39999999)	Washer, Flat, 0.39b 1.38d .19, Stl, PI	2
▲	6	1201247	(30000000–39999999)	Guard Wldt, Top, Ohg	1
▲	7	03192	(30000000–39999999)	Screw, Hex, M10 X 1.50 X 30, 8.8	4
▲	8	32492	(30000000–39999999)	Washer, Flat, 0.38, Std	8
▲	9	41430	(30000000–39999999)	Nut, Hex, Lock, M10 X 1.5, NI	4

OPTIONS

Fig. 7 - ec-H2O Solution Pump Group

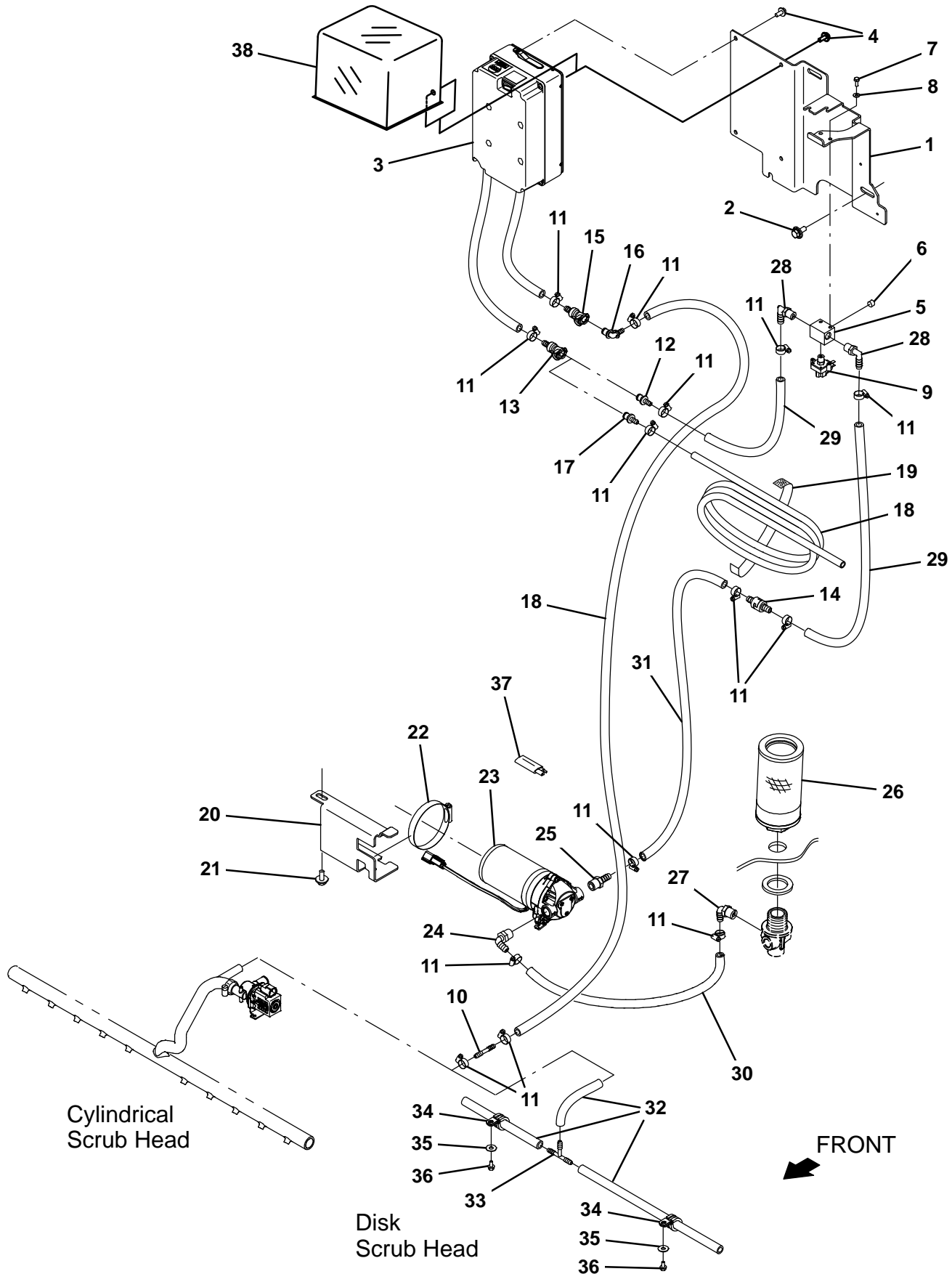


Fig. 7 - ec-H2O Solution Pump Group

Ref.	Part No.	Serial Number	Description	Qty.
1	1200161	(30000000-39999999)	Bracket, Soltn [Ec-H2o]	1
2	1020341	(30000000-39999999)	Screw, Hex, M8 X 1.25 X 20, Ss, Sems	3
3	9010933	(30000000-39999999)	Ech20 Module, Afmkt [T12] (See Breakdowns)	1
4	1034731	(30000000-39999999)	Screw, Hex, M6 X 1.00 X 16, Ss, Sems	4
5	1059231	(30000000-39999999)	Fitting, Stl, Pm04/Pm02/Pm04/Pm02, Spcl	1
6	150208	(30000000-39999999)	Fitting, Brs, Str, Pm02, Plug [Skhd]	1
7	09738	(30000000-39999999)	Screw, Hex, M5 X 0.80 X 12, Ss	2
8	140011	(30000000-39999999)	Washer, Flat, 0.21b 0.45d .03, Ss	2
9	1044415	(30000000-39999999)	Switch, Press, 20psi, Pm02	1
10	1052705	(30000000-39999999)	Fitting, Plstc, Str, Bm04/Bm04	2
11	43844	(30000000-39999999)	Clamp, Hose, Wormdrive, 0.25-0.62d, .31w	14
12	1203814	(30000000-39999999)	Fitting, Plstc, Str, Bm06, Cplg, Male	1
13	1203454	(30000000-39999999)	Fitting, Plstc, Str, Bm06, Cplg, Fem	1
14	1015455	(30000000-39999999)	Valve, Check, 0005psi Bm06/Bm06	1
15	1203996	(30000000-39999999)	Fitting, Plstc, Str, Bm05, Cplg, Fem	1
16	1204024	(30000000-39999999)	Fitting, Plstc, E90, Bm04 Cplg Male	1
17	1204338	(30000000-39999999)	Fitting, Plstc, Str, Bm04, Cplg, Male	1
18	1206779	(30000000-39999999)	Hose, Afmkt, Pvc, Brd, 0.25Id, 08Ft	2
19	1059534	(30000000-39999999)	Fastener, 09.00l [Hook & Loop]	1
20	1201310	(30000000-39999999)	Bracket, Pump, Soltn	1
21	1020341	(30000000-39999999)	Screw, Hex, M8 X 1.25 X 20, Ss, Sems	1
22	43555	(30000000-39999999)	Clamp, Hose, Wormdrive, 2.62-3.50d	1
23	1200328	(30000000-39999999)	Pump, Soltn, Ele, 36vdc, 60psi	1
24	1005630	(30000000-39999999)	Fitting, Plstc, E90, Bm06/Pm06, Nyl	1
25	150538	(30000000-39999999)	Fitting, Plstc, Str, Bm06/Pm06	1
26	1201379	(30000000-39999999)	Filter, Soltn, 080 Mesh, Pm12 3.2d 6.0l	1
27	1005630	(30000000-39999999)	Fitting, Plstc, E90, Bm06/Pm06, Nyl	1
28	57248	(30000000-39999999)	Fitting, Plstc, E90, Bm06/Pm04, Nyl	2
29	1014971	(30000000-39999999)	Hose, Afmkt, Pvc, Brd, 0.38id, 01ft, Clr	2
30	1006400	(30000000-39999999)	Hose, Afmkt, Pvc, Brd, 0.38id, 03ft, Clr	1
31	1014974	(30000000-39999999)	Hose, Afmkt, Pvc, Brd, 0.38id, 02ft, Clr	1
32	1206778	(30000000-39999999)	Hose, Afmkt, Pvc, Brd, 0.25Id, 03Ft	1
33	150713	(30000000-39999999)	Fitting, Plstc, Tee, Bm04/Bm04/Bm04	1
34	1016354	(30000000-39999999)	Clamp, Cable, Ss, 0.50D X 0.50W [Insul]	2
35	01684	(30000000-39999999)	Washer, Flat, 0.27B 0.69D .05, Ss	2
36	223198	(30000000-39999999)	Screw, Hex, M5 X 0.80 X 10, Fmg	2
37	1040868	(30000000-39999999)	Capacitor, Plug [.01 Uf, 200V]	1
38	9011663	(30000000-39999999)	Silicone Cap, Afmkt [ec-H2O]	1

OPTIONS

Fig. 8 – ec-H2O Solution Supply Group, Side Brush

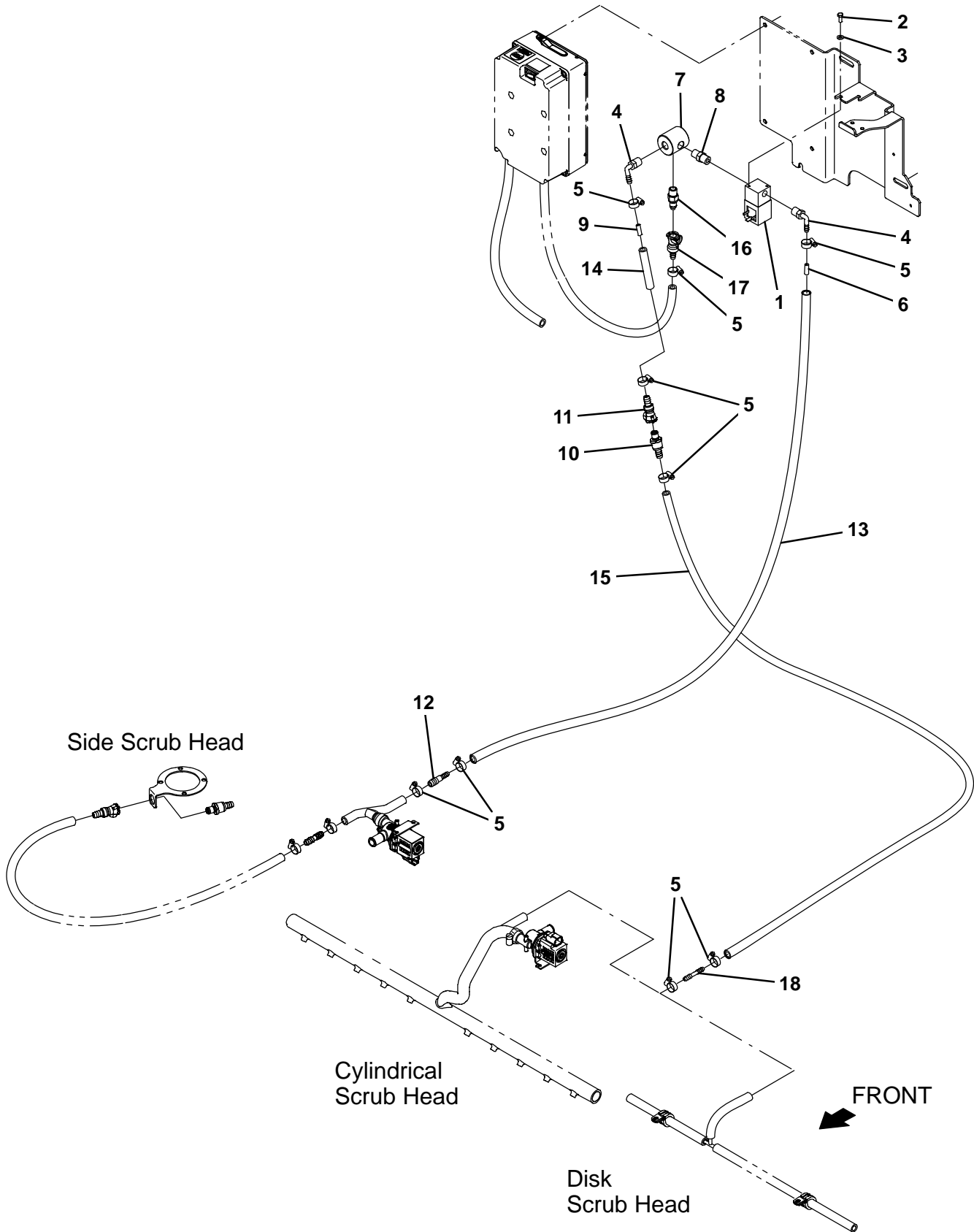


Fig. 8 – ec–H2O Solution Supply Group, Side Brush

Ref.	Part No.	Serial Number	Description	Qty.
1	1028581	(30000000–39999999)	Valve, Water, Solenoid, 36vdc 6.0mm Pf04	1
2	09738	(30000000–39999999)	Screw, Hex, M5 X 0.80 X 12, Ss	2
3	140011	(30000000–39999999)	Washer, Flat, 0.21b 0.45d .03, Ss	2
4	1011170	(30000000–39999999)	Fitting, Plstc, E90, Bm04/Pm04, Nyl	2
5	43844	(30000000–39999999)	Clamp, Hose, Wormdrive, 0.25–0.62d, .31w	9
6	1200467	(30000000–39999999)	Fitting, Plstc, Rst	1
7	1200998	(30000000–39999999)	Fitting, Plstc, Pf04/Pf04/Pf04	1
8	1052010	(30000000–39999999)	Fitting, Plstc, Str, Pm04/Pm04	1
9	1201441	(30000000–39999999)	Fitting, Plstc, Rst, Main Head	1
10	1204338	(30000000–39999999)	Fitting, Plstc, Str, Bm04, Cplg, Male	1
11	1002898	(30000000–39999999)	Fitting, Plstc, Str, Bm04, Cplg,Fem[Tco]	1
12	1039557	(30000000–39999999)	Fitting, Plstc, Str, Bm04/Bm06	1
13	1014949	(30000000–39999999)	Hose, Afmkt, Pvc, Brd, 0.25Id, 08Ft	1
14	1206776	(30000000–39999999)	Hose, Afmkt, Pvc, Brd, 0.25Id, 01Ft	1
15	1206779	(30000000–39999999)	Hose, Afmkt, Pvc, Brd, 0.25Id, 08Ft	1
16	1002899	(30000000–39999999)	Fitting, Plstc, Str, Pm04, Cplg,Mal[Tco]	1
17	1203996	(30000000–39999999)	Fitting, Plstc, Str, Bm05, Cplg, Fem	1
18	1052705	(30000000–39999999)	Fitting, Plstc, Str, Bm04/Bm04	1

OPTIONS

Fig. 9 – ec-H2O Wire Harness Group

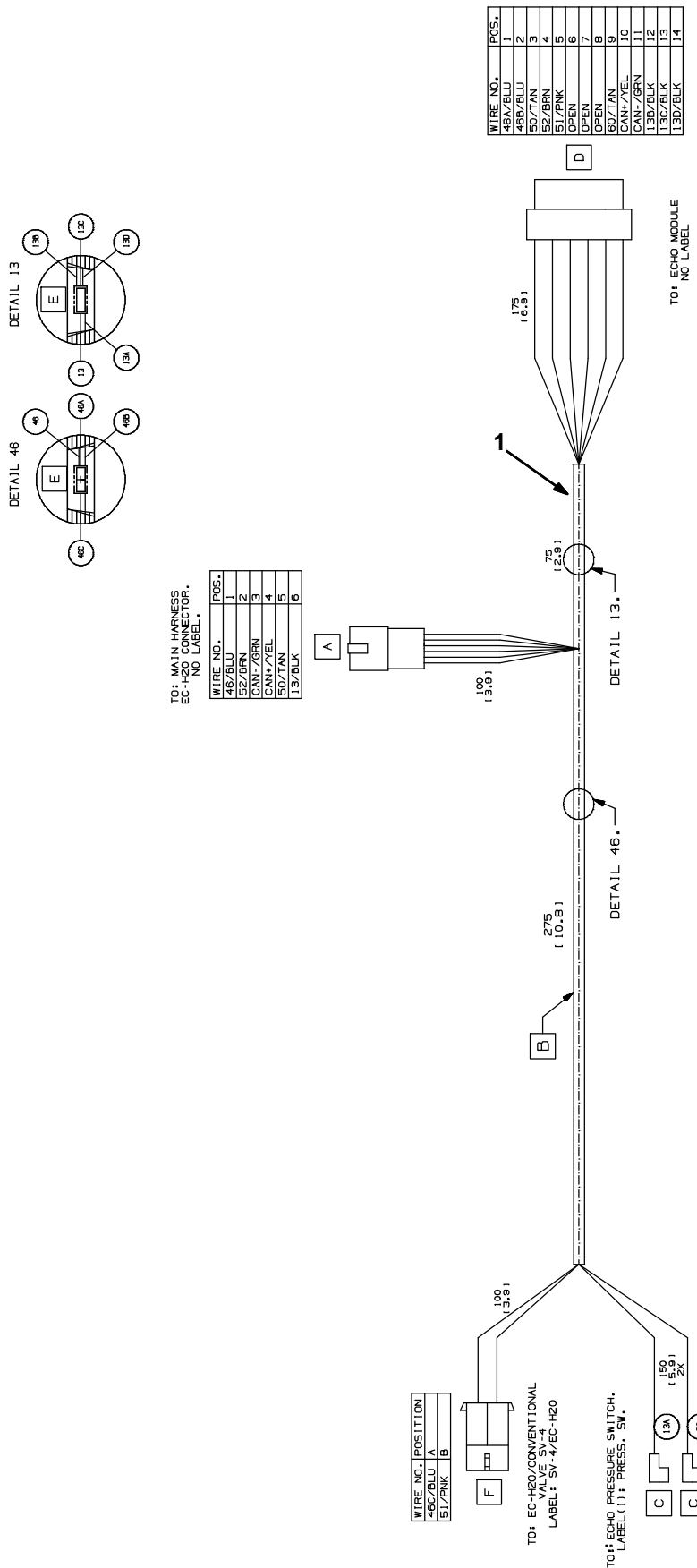


Fig. 9 – ec–H20 Wire Harness Group

Ref.	Part No.	Serial Number	Description	Qty.
1	1069671	(30000000–39999999)	Harness, Ele [Ec–H20, T12]	1

OPTIONS

Fig. 10 – Side Brush Motor and Squeegee Group

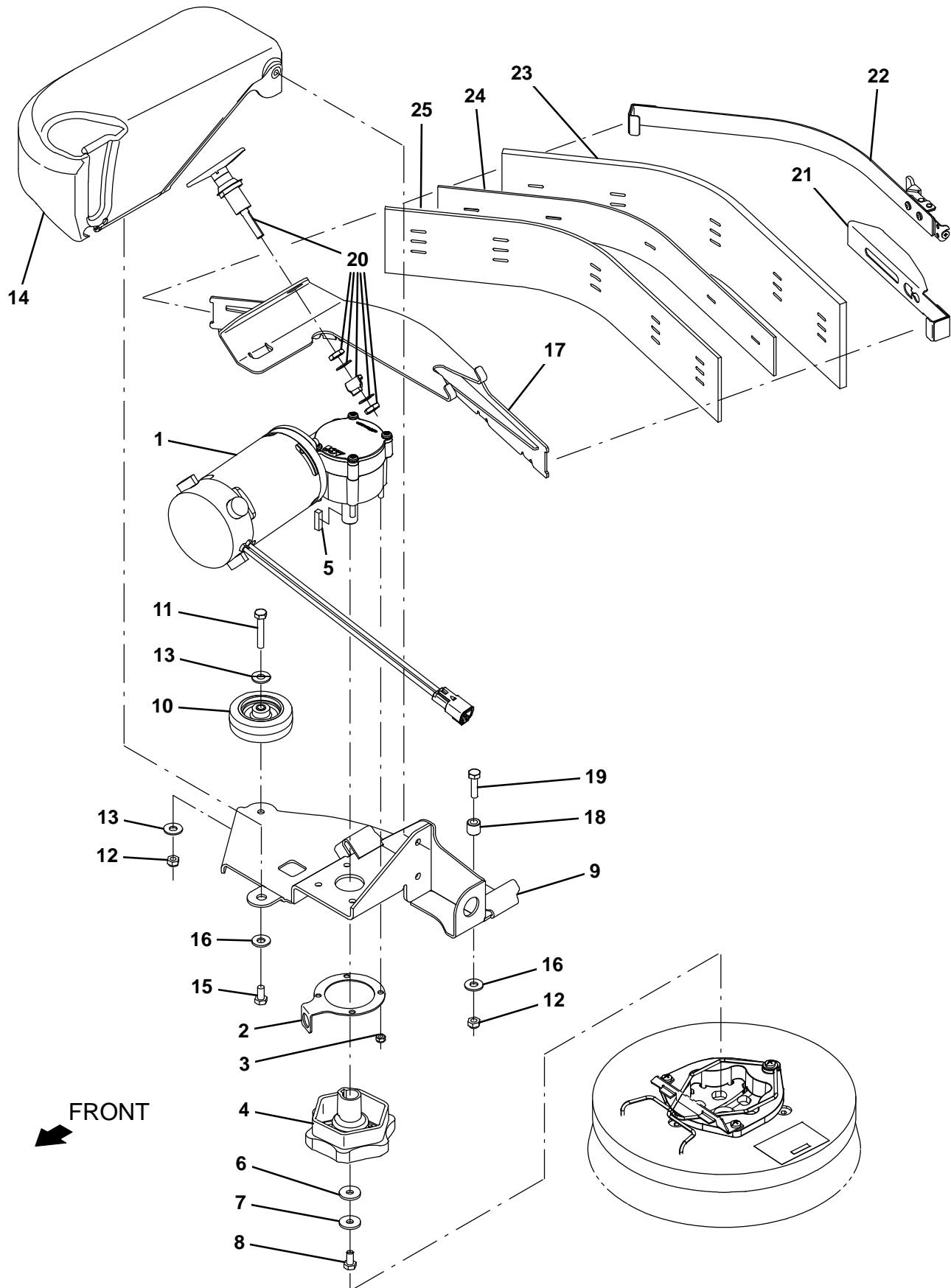


Fig. 10 – Side Brush Motor and Squeegee Group

Ref.	Part No.	Serial Number	Description	Qty.
▽	1	1052754	(30000000-39999999) Motor, Ele, 36vdc 0320rpm 0.63hp Gear	1
▲		9008737	(30000000-39999999) Brush Kit, Motor, 1052754	1
	2	1203439	(30000000-39999999) Plate, Sppt	1
	3	08712	(30000000-39999999) Nut, Hex, Lock, M6 X 1.00, NI, Ss	4
	4	377364	(30000000-39999999) Hub, Drive, Brush, Disk, 0.75b [6t]	1
	5	00928	(30000000-39999999) Key, Sq, 0.25 X 0.25, 1.00l	1
	6	1017218	(30000000-39999999) Washer, Flat, 0.32b 1.00d .12, Ss	1
	7	41186	(30000000-39999999) Washer, Flat, Belleville, .31	1
	8	09740	(30000000-39999999) Screw, Hex, M8 X 1.25 X 20, Ss	1
	9	1200417	(30000000-39999999) Plate Wldt, Deck, Sba	1
	10	1014918	(30000000-39999999) Wheel, 03.0d 0.88w 0.31b, W/ Bshg, Rbr	1
	11	222505	(30000000-39999999) Screw, Hex, M8 X 1.25 X 45, Ss	1
	12	08713	(30000000-39999999) Nut, Hex, Lock, M8 X 1.25, NI, Ss	2
	13	01685	(30000000-39999999) Washer, Flat, 0.38b 0.88d .08, Ss	2
	14	9010929	(30000000-39999999) Cover, Motor, Sba, Afmkt [T12]	1
	15	15675	(30000000-39999999) Screw, Hex, M8 X 1.25 X 16, Ss	1
	16	01685	(30000000-39999999) Washer, Flat, 0.38b 0.88d .08, Ss	2
	17	1201327	(30000000-39999999) Squeegee Wldt, Holder, Sba	1
	18	80409	(30000000-39999999) Sleeve, P/M, 0.34b 0.63d 0.6l, Bnz	1
	19	09011	(30000000-39999999) Screw, Hex, M8 X 1.25 X 30, Ss	1
	20	1201149	(30000000-39999999) Latch, Compression, Sqge, Sba	1
	21	1201609	(30000000-39999999) Retainer Wldt, Sqge, Sba	1
	22	1201610	(30000000-39999999) Retainer Wldt, Sqge, Sba, With Latch	1
	23	1201345	(30000000-39999999) Blade, Sqge, Sba, Linatex	1
	23	1204541	(30000000-39999999) Blade, Sqge, Sba, Urethane (Option)	1
	23	1204543	(30000000-39999999) Blade, Sqge, Sba, Gum (Option)	1
	24	1201344	(30000000-39999999) Spacer, Blade	1
	25	1201343	(30000000-39999999) Blade, Sqge, Sba, Inner, Linard	1
	25	1204540	(30000000-39999999) Blade, Sqge, Sba, Inner, Urethane (Option)	1
	25	1204542	(30000000-39999999) Blade, Sqge, Sba, Inner, Gum (Option)	1

OPTIONS

Fig. 11 - Side Brush Pivot Group

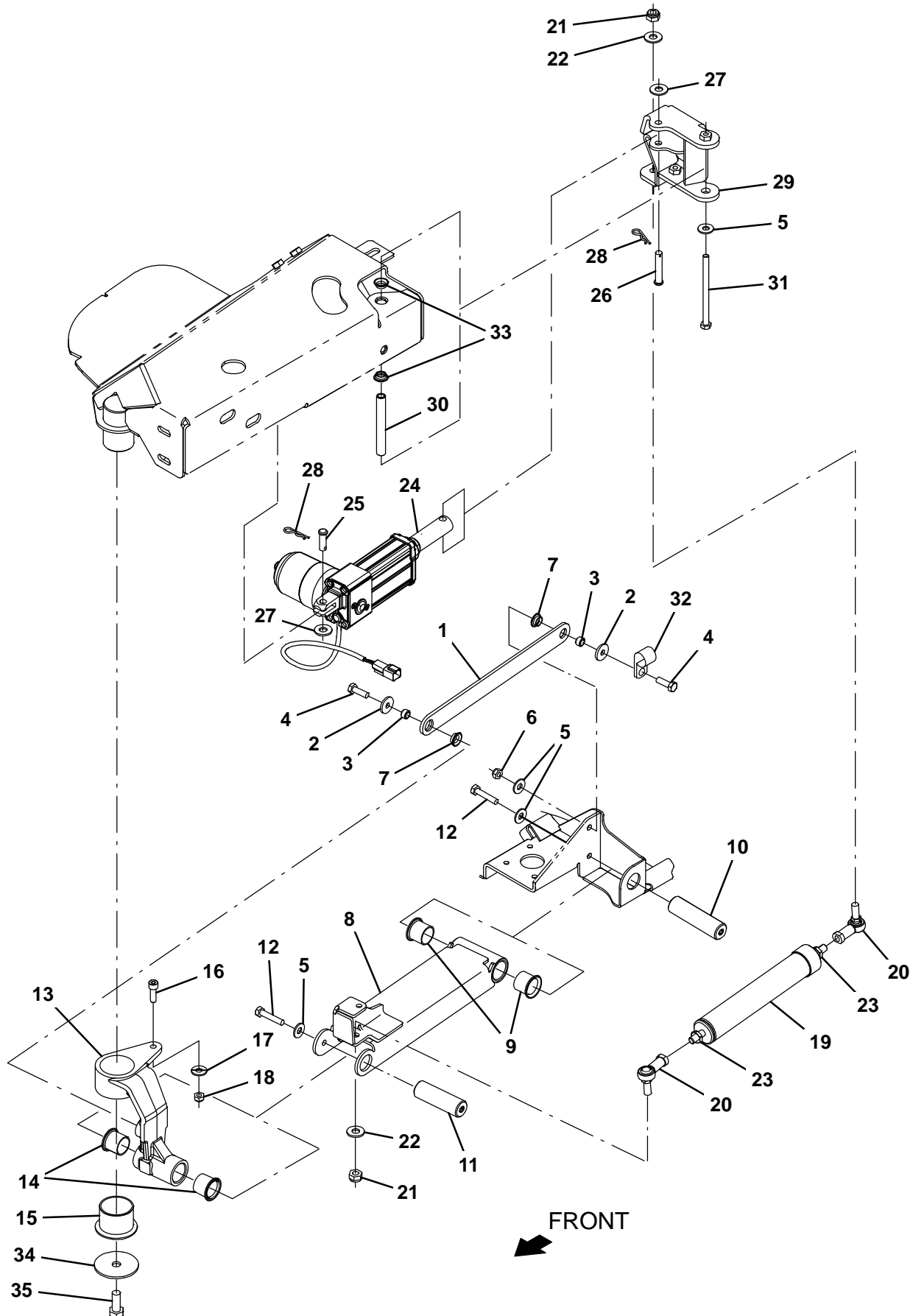


Fig. 11 – Side Brush Pivot Group

Ref.	Part No.	Serial Number	Description	Qty.
	1	1200939	(30000000–39999999) Link, Upper	1
	2	1017218	(30000000–39999999) Washer, Flat, 0.32b 1.00d .12, Ss	2
	3	222516	(30000000–39999999) Sleeve, P/M, 0.32b 0.50d 0.3l [430ss]	2
	4	09010	(30000000–39999999) Screw, Hex, M8 X 1.25 X 25, Ss	2
	5	01685	(30000000–39999999) Washer, Flat, 0.38b 0.88d .08, Ss	5
	6	08713	(30000000–39999999) Nut, Hex, Lock, M8 X 1.25, NI, Ss	1
	7	1054662	(30000000–39999999) Bushing, Flng, 0.50b 0.59d 0.25l	2
▽	8	9011055	(30000000–39999999) Lift channel Kit, Sba, Afmkt [T12]	1
▲	9	54618	(30000000–39999999) Bushing, Flng, 1.00b 1.13d 1.00l	2
	10	1201137	(30000000–39999999) Pin, Pivot, Sba	1
	11	1201575	(30000000–39999999) Pin, Pivot, Sba	1
	12	09026	(30000000–39999999) Screw, Hex, M8 X 1.25 X 40, Ss	2
▽	13	9011054	(30000000–39999999) Pivot Arm Kit, Sba, Afmkt [T12]	1
▲	14	54618	(30000000–39999999) Bushing, Flng, 1.00b 1.13d 1.00l	2
▲	15	1201101	(30000000–39999999) Bushing, Flng, 1.75b 1.94d 1.50l	1
▲	16	39308	(30000000–39999999) Screw, Soc, M8 X 1.25 X 25, 12.9	1
▲	17	01685	(30000000–39999999) Washer, Flat, 0.38b 0.88d .08, Ss	1
▲	18	08713	(30000000–39999999) Nut, Hex, Lock, M8 X 1.25, NI, Ss	1
▽	19	9010938	(30000000–39999999) Spring Assy, Replmt, Afmkt [T12]	1
▲	20	05686	(30000000–39999999) Rod–End, M10 X 1.5rh Fem M10 X 1.5stud	2
▲	21	08714	(30000000–39999999) Nut, Hex, Lock, M10 X 1.5, NI, Ss	2
▲	22	01686	(30000000–39999999) Washer, Flat, 0.44b 1.00d .08, Ss	2
▲	23	763064	(30000000–39999999) Nut, Hex, Jam, M10 X 1.5, [Din439]	2
▽	24	9010941	(30000000–39999999) Actuator Kit, Sba, Afmkt [T12]	1
▲	25	86240	(30000000–39999999) Pin, Clevis, 0.38d X 1.13l	1
▲	26	29584	(30000000–39999999) Pin, Clevis, 0.37d X 2.00l	1
▲	27	01686	(30000000–39999999) Washer, Flat, 0.44b 1.00d .08, Ss	2
▲	28	44906	(30000000–39999999) Pin, Cotter, Hair, 0.38d .093 Wir	2
	29	1201094	(30000000–39999999) Arm Assy, Lift, Actuator	1
	30	1202694	(30000000–39999999) Sleeve, 0.334b 0.494d 4.00l Stl Pl	1
	31	49883	(30000000–39999999) Screw, Hex, M8 X 1.25 X 120, 8.8, FI	1
	32	07471	(30000000–39999999) Clamp, Cable, Stl, 0.75d X 0.75w, 1hole	1
	33	1054662	(30000000–39999999) Bushing, Flng, 0.50b 0.59d 0.25l	2
	34	1200634	(30000000–39999999) Washer, Flat, 0.48b 2.50d .12, Ss	1
	35	12309	(30000000–39999999) Screw, Hex, M12 X 1.75 X 30, Ss	1

OPTIONS

Fig. 12 - Side Brush Bumper and Mount Group

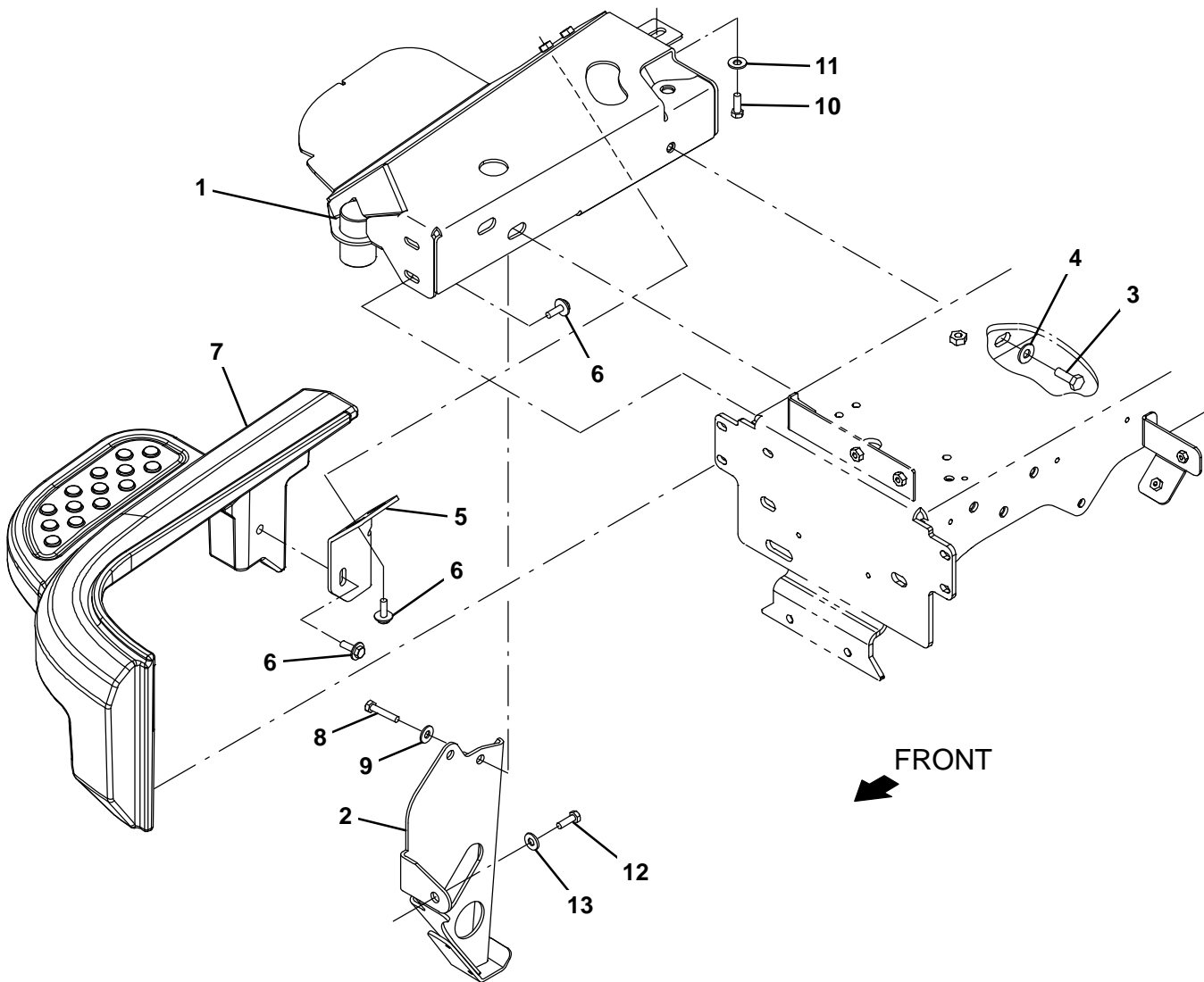


Fig. 12 – Side Brush Bumper and Mount Group

Ref.	Part No.	Serial Number	Description	Qty.
1	1200370	(30000000–39999999)	Bracket Wldt, Mount, Sba	1
2	1202914	(30000000–39999999)	Bracket Wldt, Skid, Anti-Roll	1
3	12317	(30000000–39999999)	Screw, Hex, M10 X 1.50 X 30, Ss	1
4	01686	(30000000–39999999)	Washer, Flat, 0.44b 1.00d .08, Ss	1
5	1202521	(30000000–39999999)	Bracket, Sppt, Door	1
6	1020341	(30000000–39999999)	Screw, Hex, M8 X 1.25 X 20, Ss, Sems	3
7	9010926	(30000000–39999999)	Bumper, Sba, Afmkt [T12]	1
8	09028	(30000000–39999999)	Screw, Hex, M10 X 1.50 X 25, Ss	2
9	01686	(30000000–39999999)	Washer, Flat, 0.44b 1.00d .08, Ss	2
10	09010	(30000000–39999999)	Screw, Hex, M8 X 1.25 X 25, Ss	1
11	01685	(30000000–39999999)	Washer, Flat, 0.38b 0.88d .08, Ss	1
12	12309	(30000000–39999999)	Screw, Hex, M12 X 1.75 X 30, Ss	1
13	140045	(30000000–39999999)	Washer, Flat, 0.51b 1.25d .06, Ss	1

OPTIONS

Fig. 13 – Side Brush Solution Supply Group

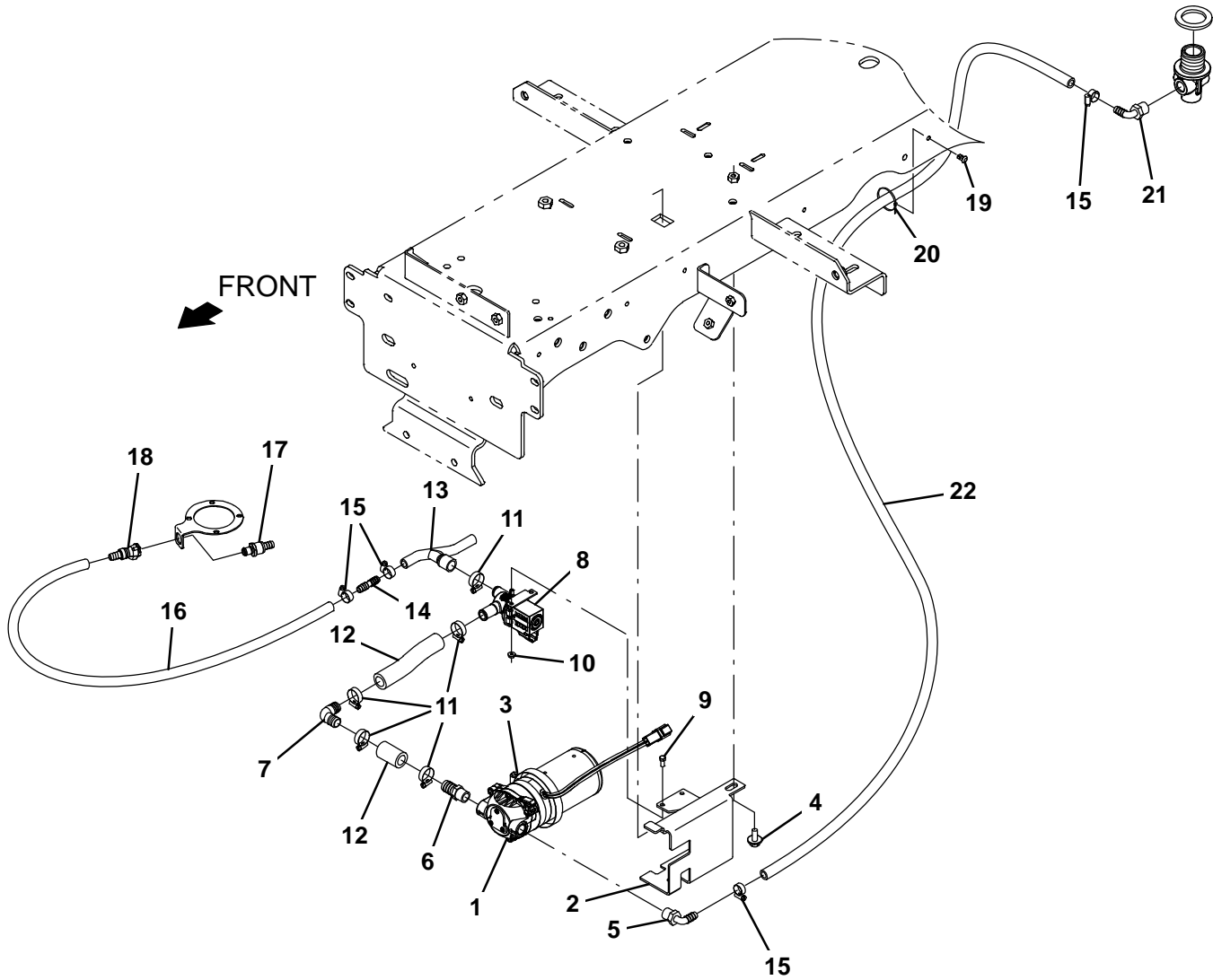


Fig. 13 – Side Brush Solution Supply Group

Ref.	Part No.	Serial Number	Description	Qty.
1	1200713	(30000000–39999999)	Pump, Soltn, 36vdc	1
2	1201313	(30000000–39999999)	Bracket, Pump	1
3	43555	(30000000–39999999)	Clamp, Hose, Wormdrive, 2.62–3.50d	1
4	1020341	(30000000–39999999)	Screw, Hex, M8 X 1.25 X 20, Ss, Sems	1
5	1005630	(30000000–39999999)	Fitting, Plstc, E90, Bm06/Pm06, Nyl	1
6	1013900	(30000000–39999999)	Fitting, Plstc, Str, Bm10/Pm06, Nyl	1
7	391365	(30000000–39999999)	Fitting, Plstc, E90, Bm10/Bm10	1
8	1054795	(30000000–39999999)	Valve, Water, Solenoid, 36vdc Bm12/Bm12	1
9	09738	(30000000–39999999)	Screw, Hex, M5 X 0.80 X 12, Ss	2
10	07789	(30000000–39999999)	Nut, Hex, Flng, M5 X 0.80	2
11	54333	(30000000–39999999)	Clamp, Hose, Wormdrive, 0.31–0.88d, .31w	5
12	1015033	(30000000–39999999)	Hose, Afmkt, Pvc, Brd, 0.62id, 01ft, Clr	1
13	1201336	(30000000–39999999)	Manifold, Soltn, Sba	1
14	20950	(30000000–39999999)	Fitting, Plstc, Str, Bm06/Bm06	1
15	43844	(30000000–39999999)	Clamp, Hose, Wormdrive, 0.25–0.62d, .31w	4
16	1006400	(30000000–39999999)	Hose, Afmkt, Pvc, Brd, 0.38id, 03ft, Clr	2
17	1203438	(30000000–39999999)	Fitting, Plstc, Str, Bm06, Mplg, Male	1
18	1203454	(30000000–39999999)	Fitting, Plstc, Str, Bm06, Cplg, Fem	1
19	1071085	(30000000–39999999)	Clip, Tie, 0.25d, Plstc	2
20	130773	(30000000–39999999)	Tie, Cable, Nyl, 11.0l, .14w, 3.0 Max. D	2
21	1005630	(30000000–39999999)	Fitting, Plstc, E90, Bm06/Pm06, Nyl	1
22	1014976	(30000000–39999999)	Hose, Afmkt, Pvc, Brd, 0.38id, 08ft, Clr	1

OPTIONS

Fig. 14 – Side Brush Electrical Group

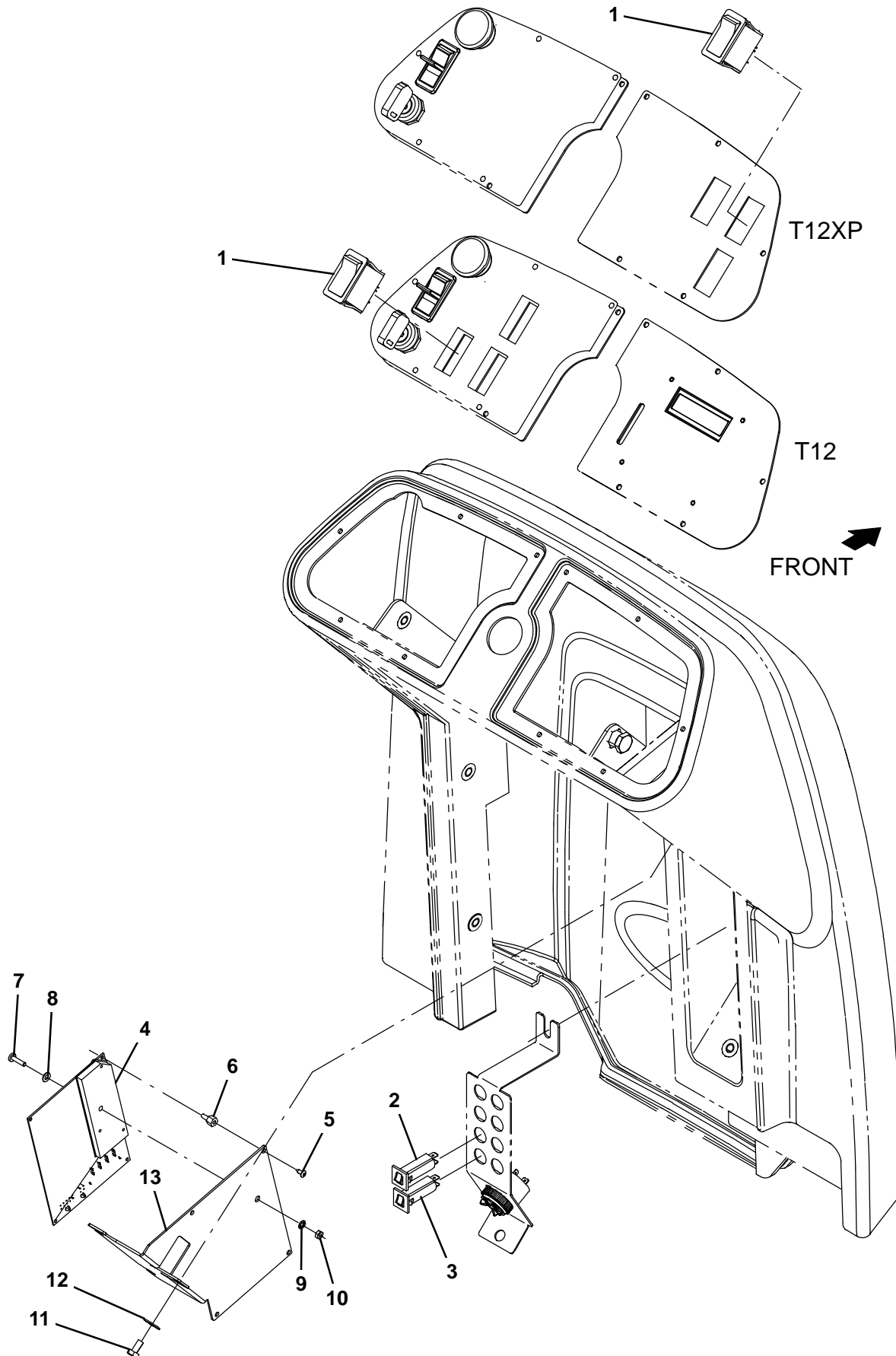


Fig. 14 – Side Brush Electrical Group

Ref.	Part No.	Serial Number	Description	Qty.
1	397889	(30000000–39999999)	Switch, Rocker, Dpst, On / None / On	1
2	1064184	(30000000–39999999)	Circuitbreaker, 02.5a, Resetable	1
3	1064189	(30000000–39999999)	Circuitbreaker, 20.0a, Resetable	1
4	9010932	(30000000–39999999)	Circuit Board Kit, H2o_Sba, Afmkt [T12]	1
5	37016	(30000000–39999999)	Pin, Grvd, 0.75d 01.90l, 1/0.59 [Btwn]	4
6	1016825	(30000000–39999999)	Support, Circuitboard	4
7	24265	(30000000–39999999)	Screw, Pan, Phl, M4 X 0.70 X 16, Ss	1
8	70246	(30000000–39999999)	Washer, Flat, 0.19b 0.38d .03, Nyl	1
9	32978	(30000000–39999999)	Washer, Lock, Int, 08	1
10	1049573	(30000000–39999999)	Nut, Hex, Jam, M4 X 0.70, Ss	1
11	09744	(30000000–39999999)	Screw, Hex, M6 X 1.00 X 12, Ss	3
12	01684	(30000000–39999999)	Washer, Flat, 0.27b 0.69d .05, Ss	3
13	1201164	(30000000–39999999)	Bracket, Circuit Board, Sba	1

OPTIONS

Fig. 15 – Side Brush Wire Harness Group

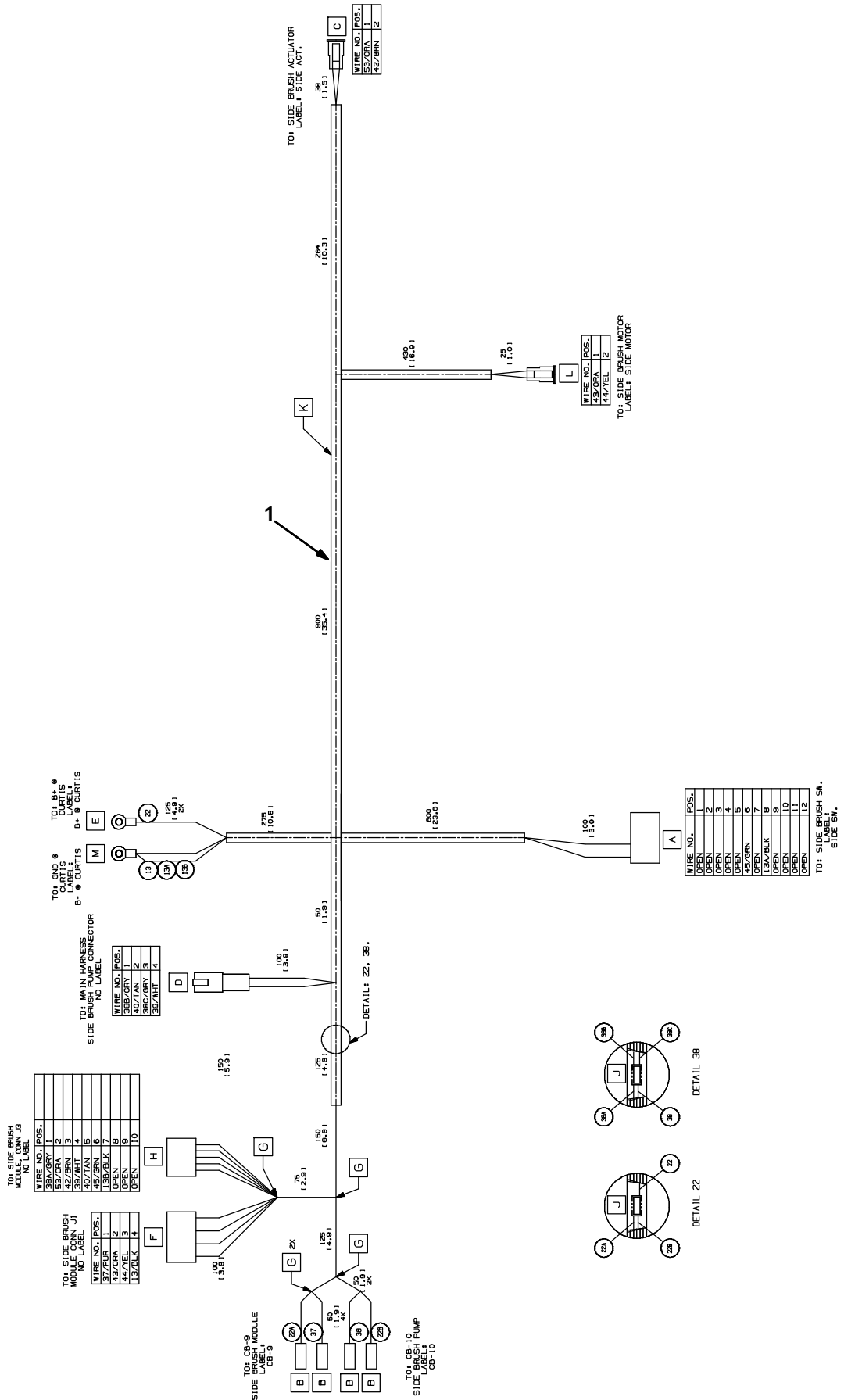


Fig. 15 – Side Brush Wire Harness Group

Ref.	Part No.	Serial Number	Description	Qty.
1	1069639	(30000000–39999999)	Harness, Side Brush, Ele [T12]	1

OPTIONS

Fig. 16 – Spray Hose Kit

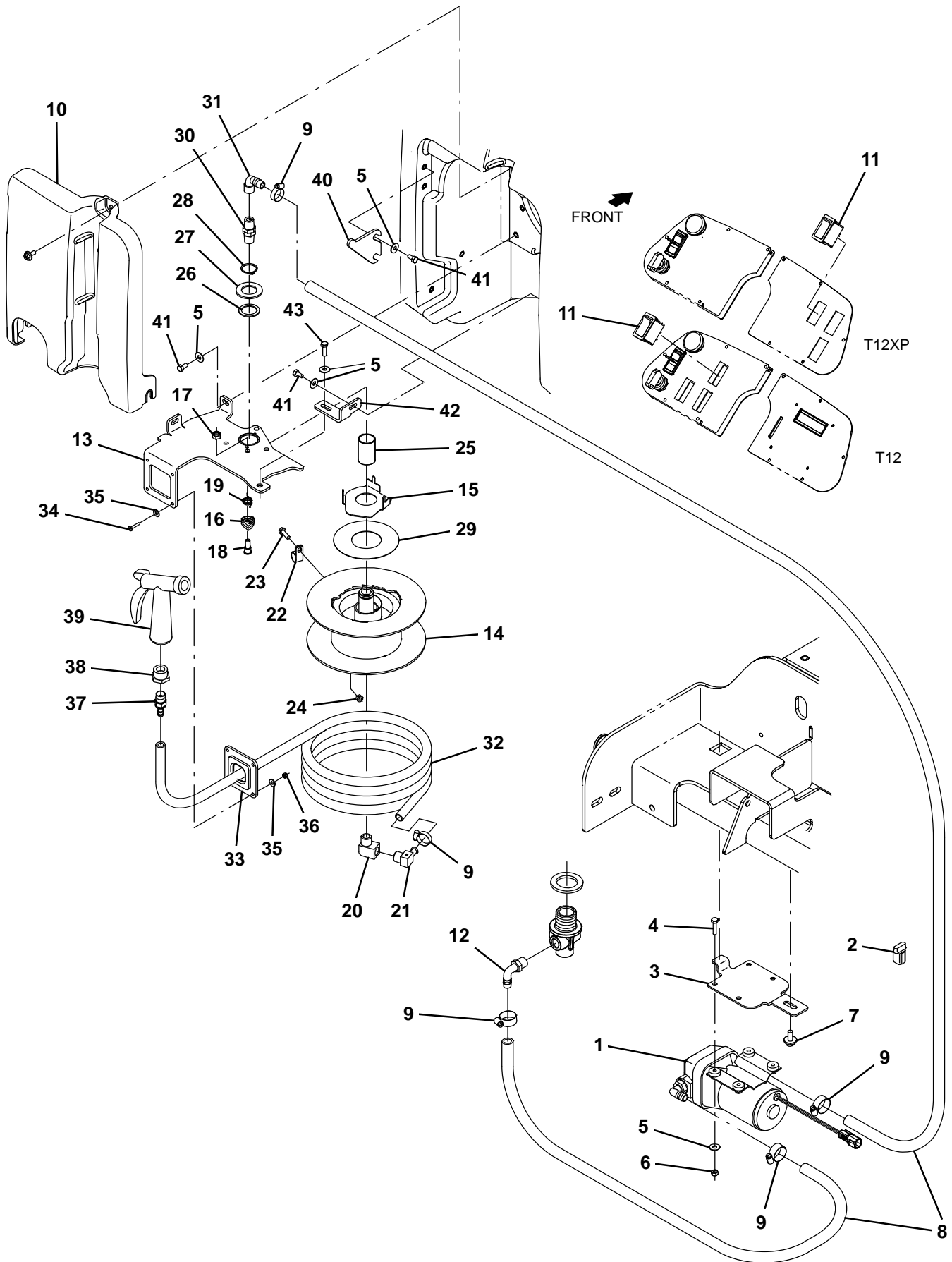


Fig. 16 – Spray Hose Kit

Ref.	Part No.	Serial Number	Description	Qty.
▽	9009852	(30000000–39999999)	Spray Hose Kit, Ci [T12]	1
▲	1 1054178	(30000000–39999999)	Pump, Soltn, Ele, 36vdc, 45psi	1
▲	2 1056982	(30000000–39999999)	Diode, Ele, Plug	1
▲	3 1201314	(30000000–39999999)	Bracket, Pump, Spray	1
▲	4 09007	(30000000–39999999)	Screw, Hex, M6 X 1.00 X 25, Ss	4
▲	5 01684	(30000000–39999999)	Washer, Flat, 0.27b 0.69d .05, Ss	12
▲	6 08712	(30000000–39999999)	Nut, Hex, Lock, M6 X 1.00, NI, Ss	4
▲	7 1020341	(30000000–39999999)	Screw, Hex, M8 X 1.25 X 20, Ss, Sems	1
▲	8 9010936	(30000000–39999999)	Hose, Spray, Afmkt [T12]	8
▲	9 54333	(30000000–39999999)	Clamp, Hose, Wormdrive, 0.31–0.88d, .31w	5
▲	10 1202867	(30000000–39999999)	Cover, Access, Vacfan, Trimmed	1
▲	11 398500	(30000000–39999999)	Switch, Rocker, Dpdt, On / None / On	1
▲	12 64778	(30000000–39999999)	Fitting, Plstc, E90, Bm08/Pm06	1
▲	13 1200239	(30000000–39999999)	Plate Wldt, Mtg, Hose–Reel [Cassoday]	1
▲	14 1200313	(30000000–39999999)	Reel Assy, Hose, Small	1
▲	15 1203947	(30000000–39999999)	Washer, Retainer, Spring	1
▲	16 1201393	(30000000–39999999)	Pawl, Ratchet	1
▲	17 08709	(30000000–39999999)	Nut, Hex, Lock, M8 X 1.25, NI	1
▲	18 1056719	(30000000–39999999)	Bolt, Shld, .41d X 0.35, M8 X 1.25	1
▲	19 1201423	(30000000–39999999)	Spring, Torsion, Hose Reel	1
▲	20 24584	(30000000–39999999)	Fitting, Brs, E90, Pf06/Pm06, Spcl	1
▲	21 1060128	(30000000–39999999)	Fitting, Brs, E90, Bm06/Pm06, Short	1
▲	22 33584	(30000000–39999999)	Clamp, Cable, Stl, 0.63d X 0.50w, 1hole	1
▲	23 06943	(30000000–39999999)	Screw, Hex, M6 X 1.00 X 20, 8.8	1
▲	24 08708	(30000000–39999999)	Nut, Hex, Lock, M6 X 1.00, NI	1
▲	25 1057816	(30000000–39999999)	Bushing, Sleeve, 1.00b 1.13d 1.750l, Fgl	1
▲	26 1057814	(30000000–39999999)	Washer, Thrust, Plstc 1.02b 1.38d	1
▲	27 32598	(30000000–39999999)	Washer, Flat, 1.02b 1.75d .12, Stl	1
▲	28 09005	(30000000–39999999)	Ring, Retaining, Ext, 1.00d, Basic	1
▲	29 1066919	(30000000–39999999)	Washer, Thrust, 50.0b 110.0d 0.79w	1
▲	30 1200394	(30000000–39999999)	Fitting, Swivel, Str, Pm06/Pm06, Brs	1
▲	31 47388	(30000000–39999999)	Fitting, Brs, E90, Em08/Pm06	1
▲	32 1061087	(30000000–39999999)	Hose, Rbr, 0.38id, Bulk, Blk [Push–Lok]	11
▲	33 1200665	(30000000–39999999)	Guide, Hose, Hdpe [Cassoday]	1
▲	34 12323	(30000000–39999999)	Screw, Pan, Phl, M4 X 0.70 X 20, Ss	4
▲	35 01683	(30000000–39999999)	Washer, Flat, 10, Ss	8
▲	36 33932	(30000000–39999999)	Nut, Hex, Lock, M4 X 0.70, NI, Ss	4
▲	37 1060428	(30000000–39999999)	Fitting, Stl, Str, Bm06/Pm06, Swivel	1
▲	38 1027976	(30000000–39999999)	Fitting, Brs, Str, Pf06/Pm12	1
▲	39 769785	(30000000–39999999)	Nozzle, Spray, Gun	1
▲	40 1201096	(30000000–39999999)	Hook, Nozzle, Hdpe	1
▲	41 09744	(30000000–39999999)	Screw, Hex, M6 X 1.00 X 12, Ss	6
▲	42 1200732	(30000000–39999999)	Plate, Mtg, Hose Reel	1
▲	43 08716	(30000000–39999999)	Screw, Hex, M6 X 1.00 X 20, Ss	1

OPTIONS

Fig. 17 - Vacuum Wand Kit

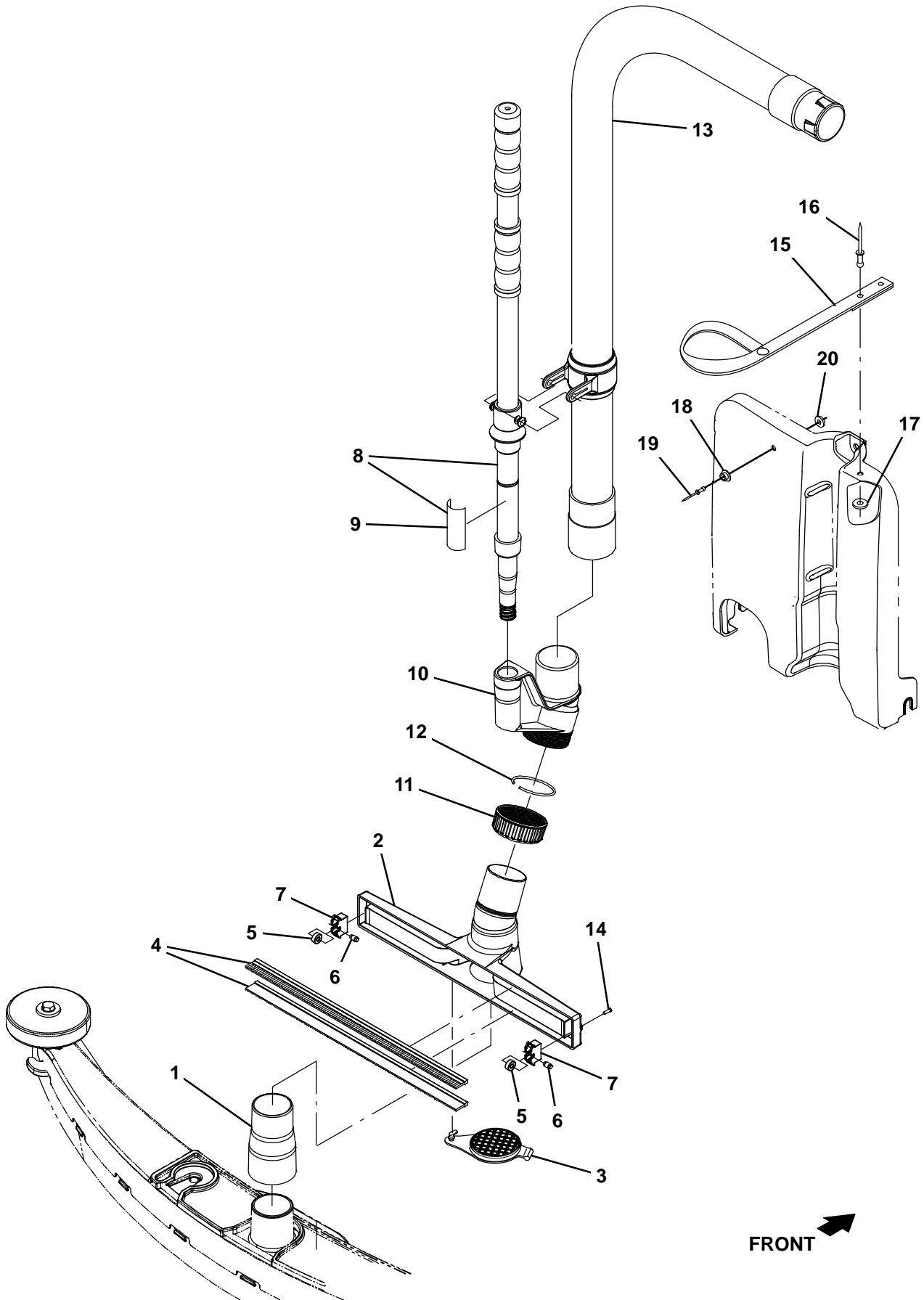


Fig. 17 – Vacuum Wand Kit

Ref.	Part No.	Serial Number	Description	Qty.
▽	9010356	(30000000–39999999)	Wand Kit, Wet, Ci [T12]	1
▲	1 1060536	(30000000–39999999)	Cuff, Adapter, 1.75 X 2.00, Pvc	1
▲	2 1060440	(30000000–39999999)	Squeegee, Hand	1
▲	3 1060691	(30000000–39999999)	Plug, Adapter, Port	1
▲	4 1061356	(30000000–39999999)	Retainer, Blade, Sqge, 14.2l (Set of 2)	1
▲	5 1061570	(30000000–39999999)	Bearing, Ball, 0.24b 0.51d 0.20w [2seal]	2
▲	6 1061571	(30000000–39999999)	Pin, Axle, Brg	2
▲	7 1022671	(30000000–39999999)	Housing, Sqge, Holder, Wheel, F/609648	2
▲▽	8 9008155	(30000000–39999999)	Handle Kit, Wand, Afrmkt	1
▲▲	9 1062659	(30000000–39999999)	Label, Opertnl, Vacuum Wand Handle	1
▲	10 1060708	(30000000–39999999)	Adapter, Swivel, 1.75, Abs	1
▲	11 1060718	(30000000–39999999)	Nut, Compression, 2.25–12, Abs	1
▲	12 1060720	(30000000–39999999)	Ring, Compression	1
▲	13 1200642	(30000000–39999999)	Hose Assy, Sqge, W/2cuff [Cassoday]	1
▲	14 763149	(30000000–39999999)	Screw, Pan, 06– X 0.38, F/ Plstc	2
▲	15 1061811	(30000000–39999999)	Strap, Retainer, Handle	1
▲	16 1067350	(30000000–39999999)	Rivet, Blind, .188d X 0.53 X .62d, Alm	2
▲	17 86308	(30000000–39999999)	Washer, Flat, .19b .50d .06, Alm, Blind	2
▲	18 1061812	(30000000–39999999)	Catch, Snap, Push, Mal	1
▲	19 01335	(30000000–39999999)	Rivet, Blind, .125d X 0.44 X .25d, Alm	1
▲	20 02892	(30000000–39999999)	Washer, Flat, 0.12b 0.38d .03, PI	1

OPTIONS

Fig. 18 - Telemetry Group

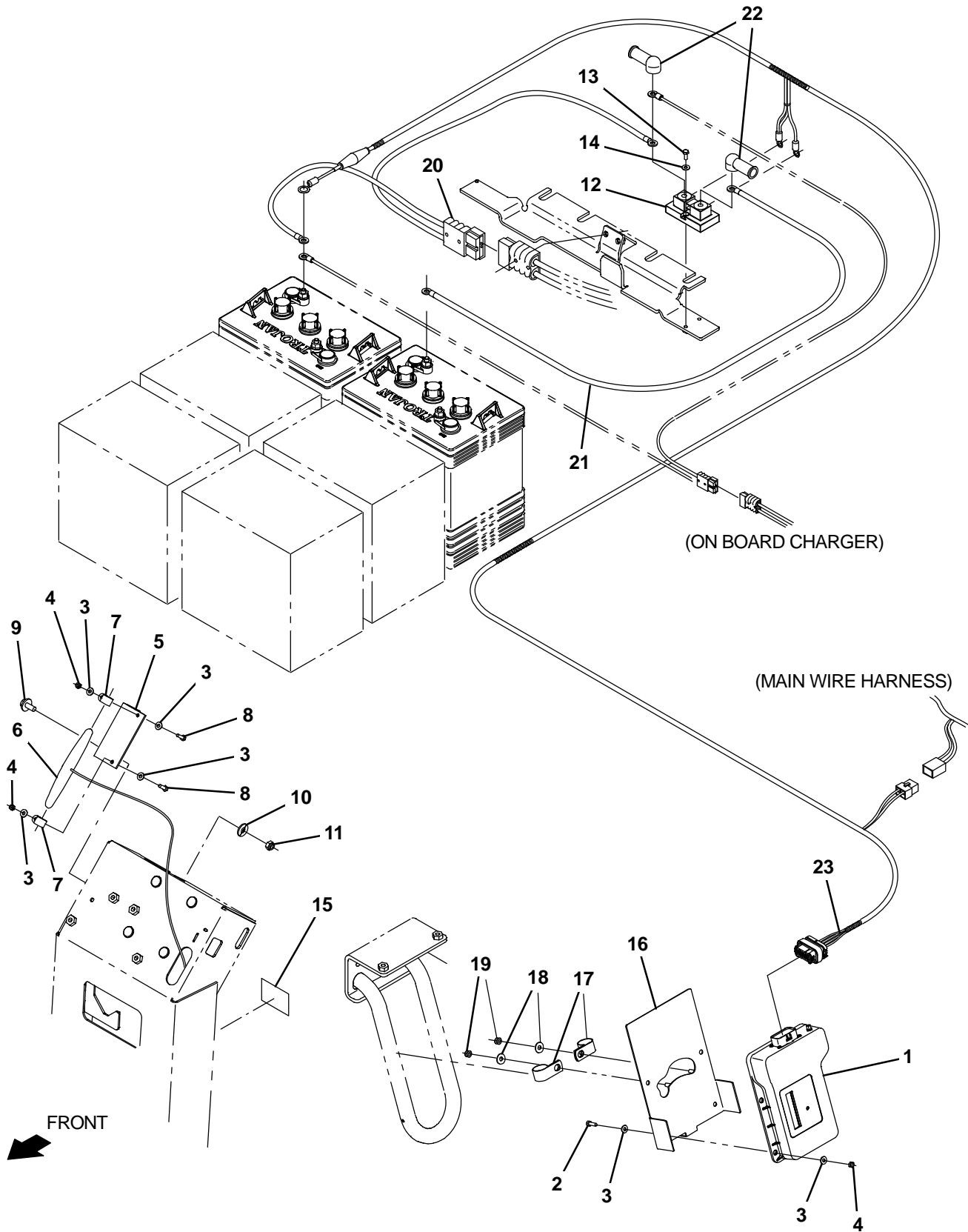


Fig. 18 – Telemetry Group

Ref.	Part No.	Serial Number	Description	Qty.	
1	1069467	(30000000–39999999)	Controlbox Assy, Telem [Usa, 3G]	1	
1	1070541	(30000000–39999999)	Controlbox Assy, Telem [3G, Intl]	1	
2	24199	(30000000–39999999)	Screw, Hex, M5 X 0.80 X 16, Ss	4	
3	01683	(30000000–39999999)	Washer, Flat, 10, Ss	12	
4	06549	(30000000–39999999)	Nut, Hex, Lock, M5 X 0.80, NI	6	
5	1070402	(30000000–39999999)	Angle, Mtg, Antenna, Telem	1	
6	1070659	(30000000–39999999)	Antenna, Telem, 70 In [Gprs]	1	
7	140916	(30000000–39999999)	Clamp, Cable, Nyl, 0.62d, Nat	2	
8	24199	(30000000–39999999)	Screw, Hex, M5 X 0.80 X 16, Ss	2	
9	1020341	(30000000–39999999)	Screw, Hex, M8 X 1.25 X 20, Ss, Sems	2	
10	01685	(30000000–39999999)	Washer, Flat, 0.38b 0.88d .08, Ss	2	
11	08713	(30000000–39999999)	Nut, Hex, Lock, M8 X 1.25, NI, Ss	2	
12	1070384	(30000000–39999999)	Shunt, 050mv 250a	1	
13	12323	(30000000–39999999)	Screw, Pan, Phl, M4 X 0.70 X 20, Ss	2	
14	19064	(30000000–39999999)	Washer, Flat, 0.16b 0.38d .05, Pl, 06	2	
15	1069580	(30000000–39999999)	Label, Opertnl, Telem [Fcc/lc]	1	
16	1203695	(30000000–39999999)	Bracket Wldt, Mtg, Box	1	
17	69234	(30000000–39999999)	Clamp, Cable, Stil, 1.00d X 0.75w, 1hole	2	
18	01684	(30000000–39999999)	Washer, Flat, 0.27b 0.69d .05, Ss	2	
19	08712	(30000000–39999999)	Nut, Hex, Lock, M6 X 1.00, NI, Ss	2	
20	1070978	(30000000–39999999)	Cable Assy, 4ga [T12 – Telemetry]	1	
21	1070498	(30000000–39999999)	Cable, 4ga, Blk [6200e, Telemetry]	1	
22	611221	(30000000–39999999)	Boot, Terminal, Battery, 25.4mm, Blk	2	
▽	23	1070042	(10000000–19999999)	Harness, Ele, [Telemetry T12]	1
▲	9009990	(10000000–19999999)	Fuse. 002A. 250Vdc, Cartridge	1	

OPTIONS

Fig. 19 - Battery Group, 36V 360Ah

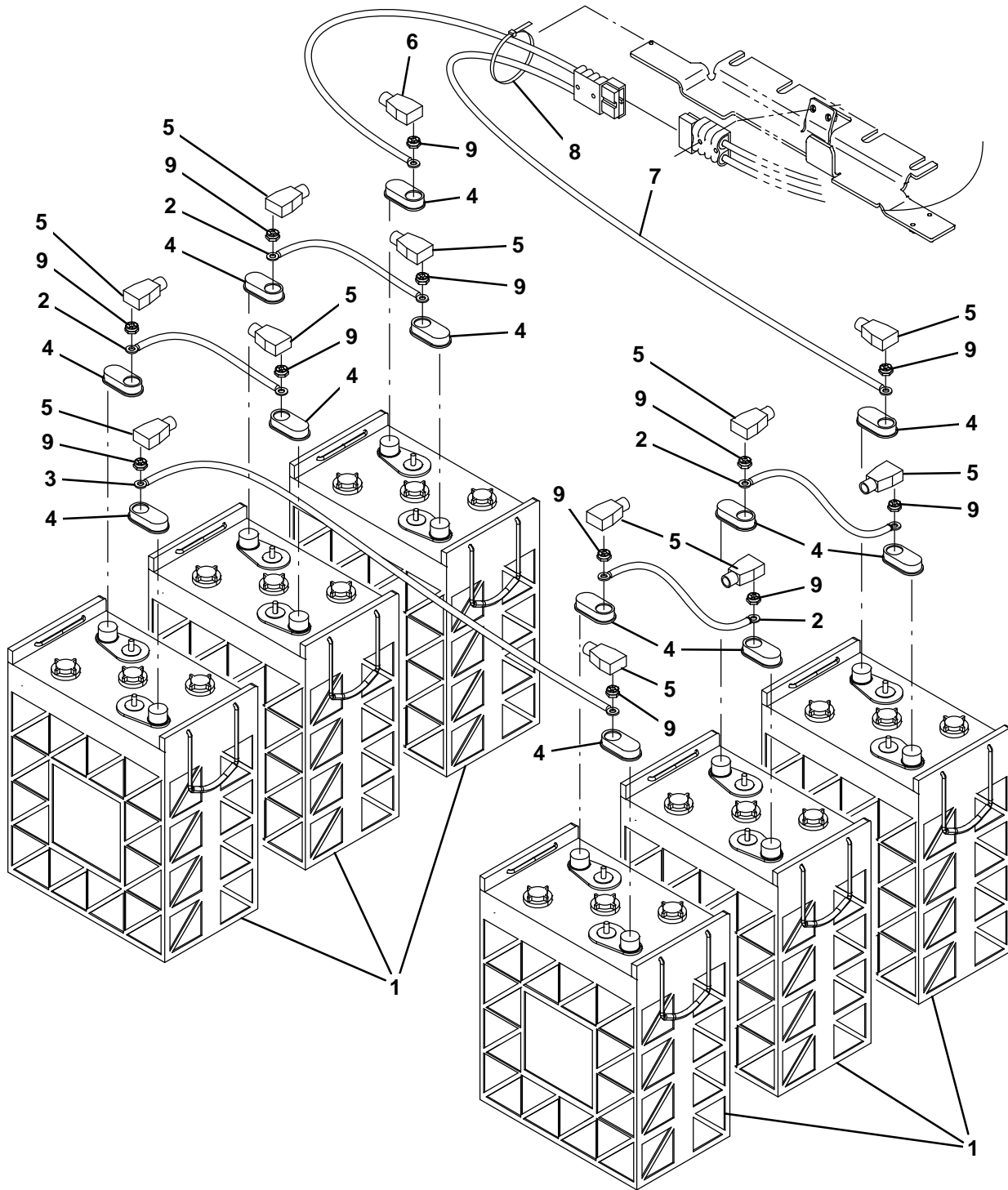
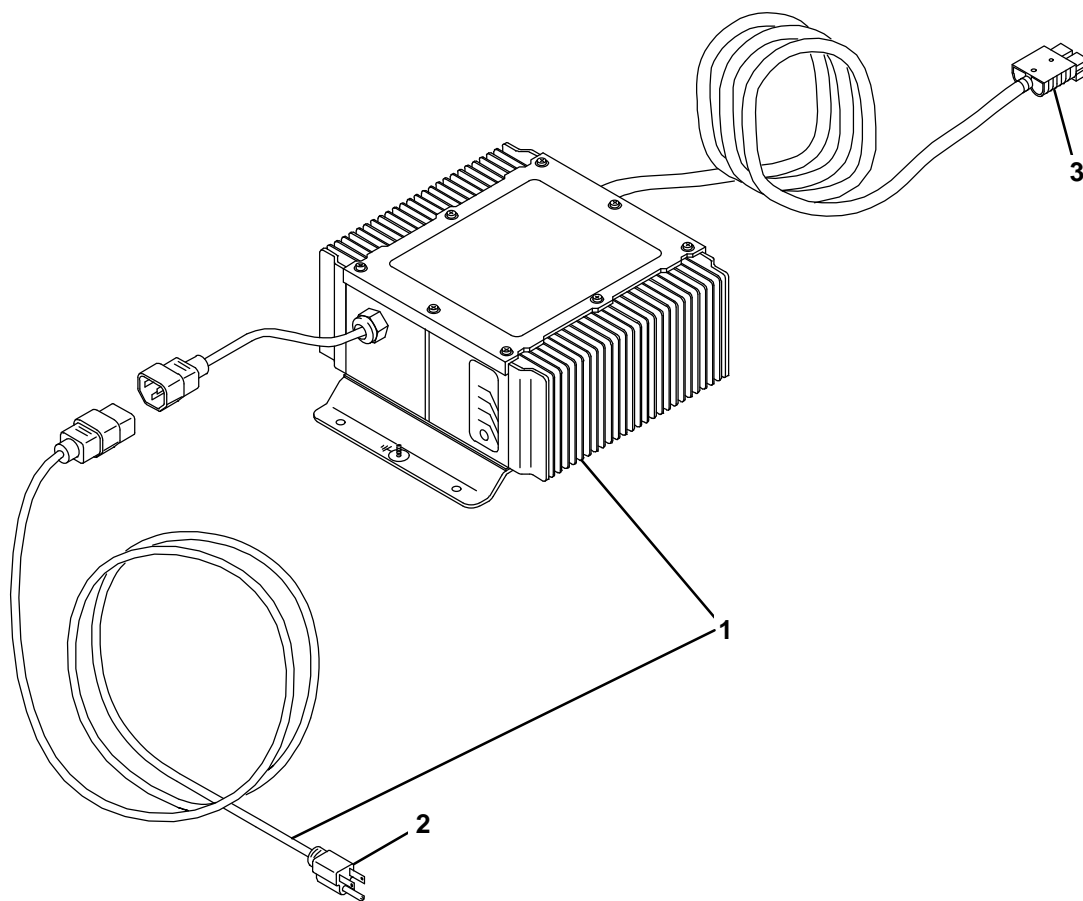


Fig. 19 – Battery Group, 36V 360Ah

Ref.	Part No.	Serial Number	Description	Qty.
1	1070587	(30000000–39999999)	Battery, Wet, 06Vdc 0360Ah, W/Carton	6
2	223356	(30000000–39999999)	Cable, 04ga 12.0l Blk .34ring /.34ring	4
3	223364	(30000000–39999999)	Cable, 04ga 18.0l Blk .34ring /.34ring	1
4	1041030	(30000000–39999999)	Cap, Battery	12
5	68872	(30000000–39999999)	Boot, Terminal, Battery, 02–01Ga, Blk	10
6	68873	(30000000–39999999)	Boot, Terminal, Battery, 02–01Ga, Red	1
7	223361	(30000000–39999999)	Cable Assy, 04ga .34ring /.34ring, 175a	1
8	130773	(30000000–39999999)	Tie, Cable, Nyl, 11.0l, .14w, 3.0 Max. D	1
9	87435	(30000000–39999999)	Nut, Hex, Flexlock, .31–18	12

OPTIONS

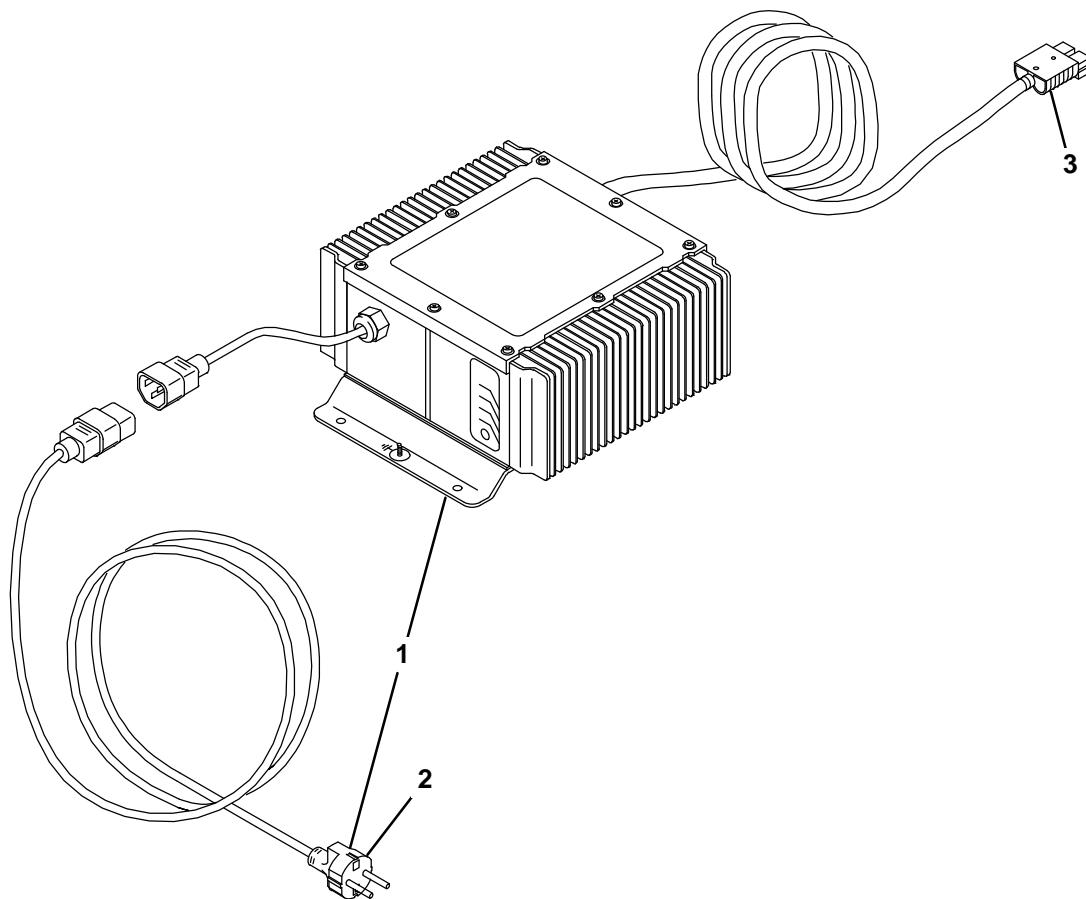
Fig. 20 – Battery Charger Group



356199

	Ref.	Part No.	Serial Number	Description	Qty.
▽	1	9001055	(30000000–39999999)	Charger Kit, 36vdc 021a, 1ph,Domestic,Ci	1
▲	2	1017079	(30000000–39999999)	Cord, Extn, 16ga /3, 10ft [Sjt]	1
▲	3	130155	(30000000–39999999)	Connector, Battery, 6ga 50a, Gray[2cont]	1

Fig. 21 – Battery Charger Group, International Only



356201

	Ref.	Part No.	Serial Number	Description	Qty.
▽	1	9001062	(30000000–39999999)	Charger Kit, 36vdc 021a, 1ph, Ci	1
▲	2	1019426	(30000000–39999999)	Cord, Chrgr, Ele, [Japanese]	1
▲	3	130155	(30000000–39999999)	Connector, Battery, 6ga 50a, Gray[2cont]	1
<hr/>					
	Ref.	Part No.	Serial Number	Description	Qty.
▽	1	9001054	(30000000–39999999)	Charger Kit, 36Vdc 21A 85–265Vac, 1Ph 45/65Hz	1
▲	2	1019242	(30000000–39999999)	Cord, Chrgr, Ele {European}	1
▲	3	130155	(30000000–39999999)	Connector, Battery, 6ga 50a, Gray[2cont]	1

OPTIONS

Fig. 22 – Battery Charger Group

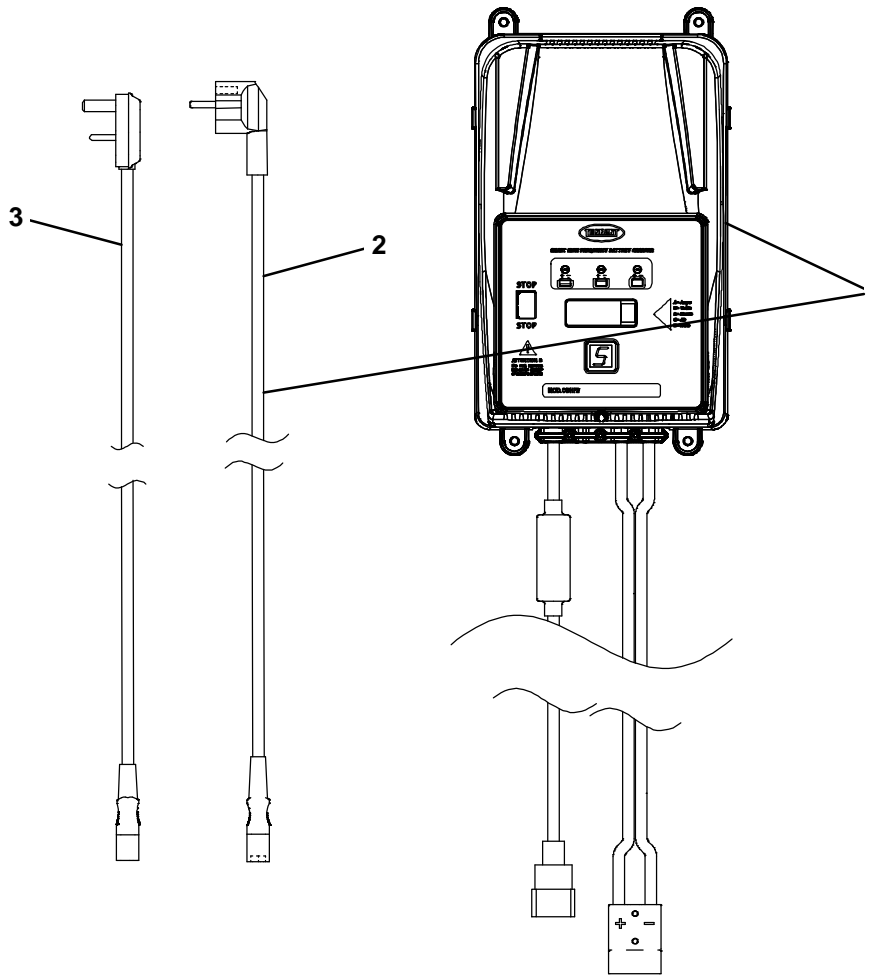


Fig. 22 – Battery Charger Group

	Ref.	Part No.	Serial Number	Description	Qty.
▽	1	1071798	(30000000–39999999)	Charger, 36Vdc 030A Wet Sb050G 230Vac	1
▲	2	1043746	(30000000–39999999)	Cable, Charger Eu Bc5 & 7	1
▲	3	1041716	(30000000–39999999)	Cable, Charger Uk, Bc5 & 7 (UK Only)	1

OPTIONS

Fig. 23 – On-Board Charger Kit

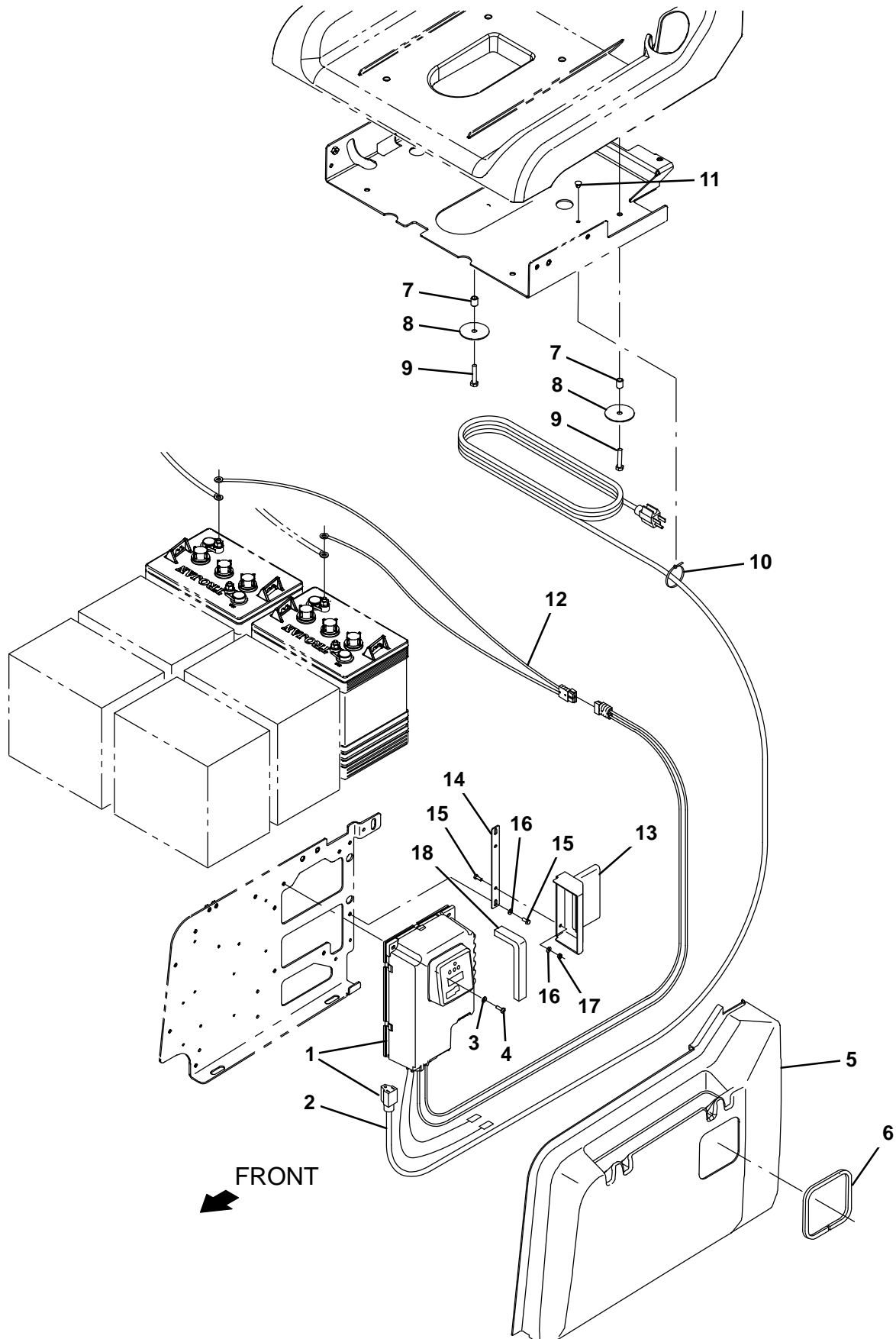


Fig. 23 – On-Board Charger Kit

	Ref.	Part No.	Serial Number	Description	Qty.
▽		9009866	(30000000–39999999)	Charger Kit, On-Board, Us Ci [T12]	1
▲▽	1	1206254	(30000000–39999999)	Charger, 36vdc 20a 115vac [Ob Us]	1
▲▲		1030692	(30000000–39999999)	Fuse, 15a, Replmt	1
▲▲	2	1073882	(30000000–39999999)	Cord, Power, 14/3, 15A, 15ft Blk [Us]	1
▲	3	140011	(30000000–39999999)	Washer, Flat, 0.21b 0.45d .03, Ss	3
▲	4	06933	(30000000–39999999)	Screw, Pan, Phl, M5 X 0.80 X 16, 4.8	3
▲	5	1201501	(30000000–39999999)	Cover, Access, Chrgr, Trimmed	1
▲	6	1020170	(30000000–39999999)	Molding, Afmkt, Trim, Pvc, .08 .11, 02ft	1
▲	7	80395	(30000000–39999999)	Sleeve, P/M, 0.32b 0.50d 0.7l [430ss]	2
▲	8	373117	(30000000–39999999)	Washer, Flat, 0.38b 2.25d .07, Stil, Pnt	2
▲	9	09011	(30000000–39999999)	Screw, Hex, M8 X 1.25 X 30, Ss	2
▲	10	763115	(30000000–39999999)	Tie, Cable, 6.0l, 1.25d Max	1
▲	11	1202868	(30000000–39999999)	Clip, Tie, 0.25d, Plstc	1
▲	12	1070508	(30000000–39999999)	Cable Assy, 6ga [6100e – Telemetry]	1
▲	13	1206036	(30000000–39999999)	Duct, Outlet, Heat	1
▲	14	1206052	(30000000–39999999)	Plate, Mtg, Heat Duct	1
▲	15	09738	(30000000–39999999)	Screw, Hex, M5 X 0.80 X 12, Ss	4
▲	16	140011	(30000000–39999999)	Washer, Flat, 0.21b 0.45d .03, Ss	4
▲	17	09739	(30000000–39999999)	Nut, Hex, Lock, M5 X 0.80, NI, Ss	2
▲	18	1206096	(30000000–39999999)	Seal, Foam, 0.50 0.75w 8.0l, Pvc, Adh	1

OPTIONS

Fig. 24 – On-Board Charger Group, International

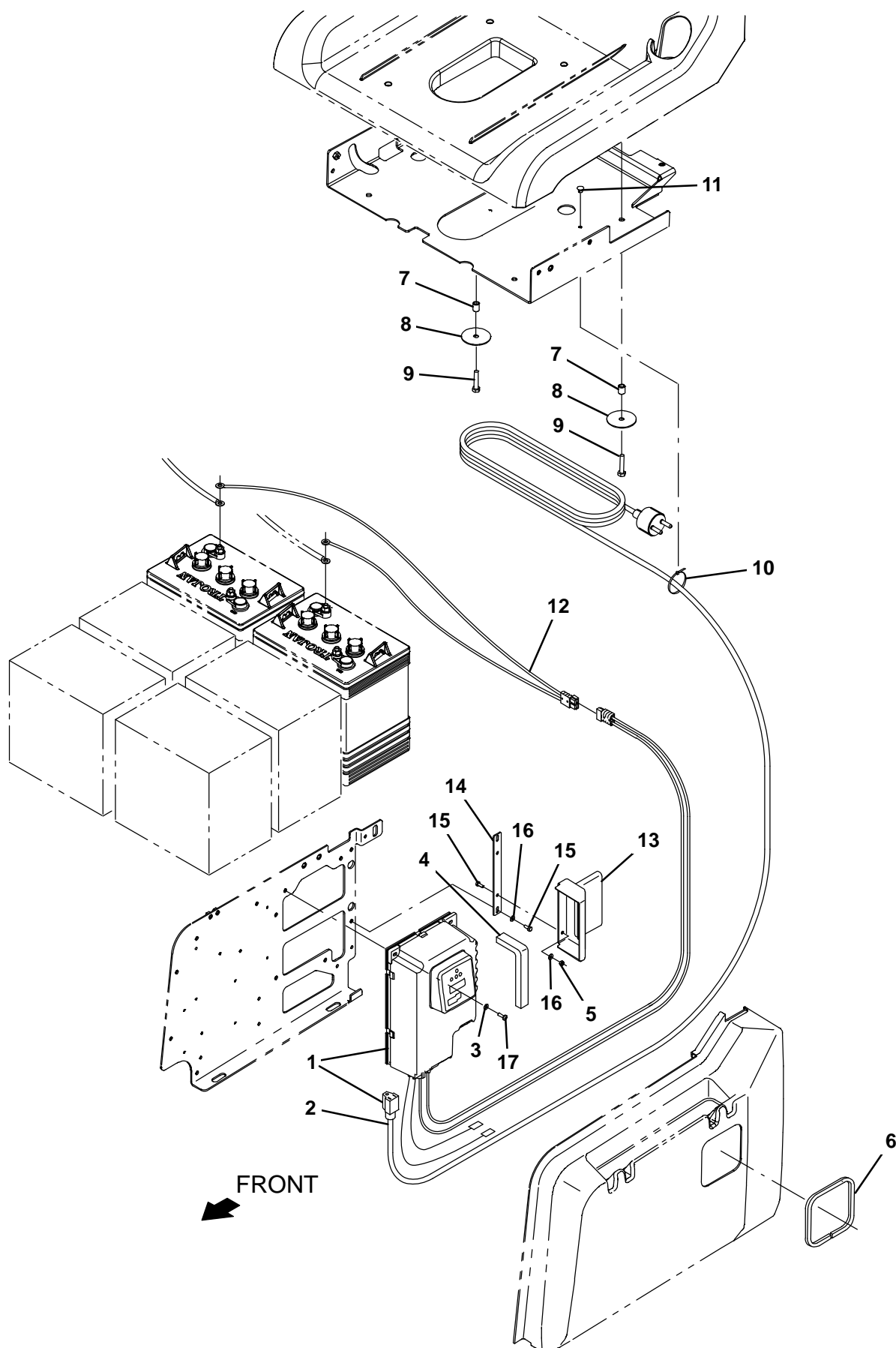
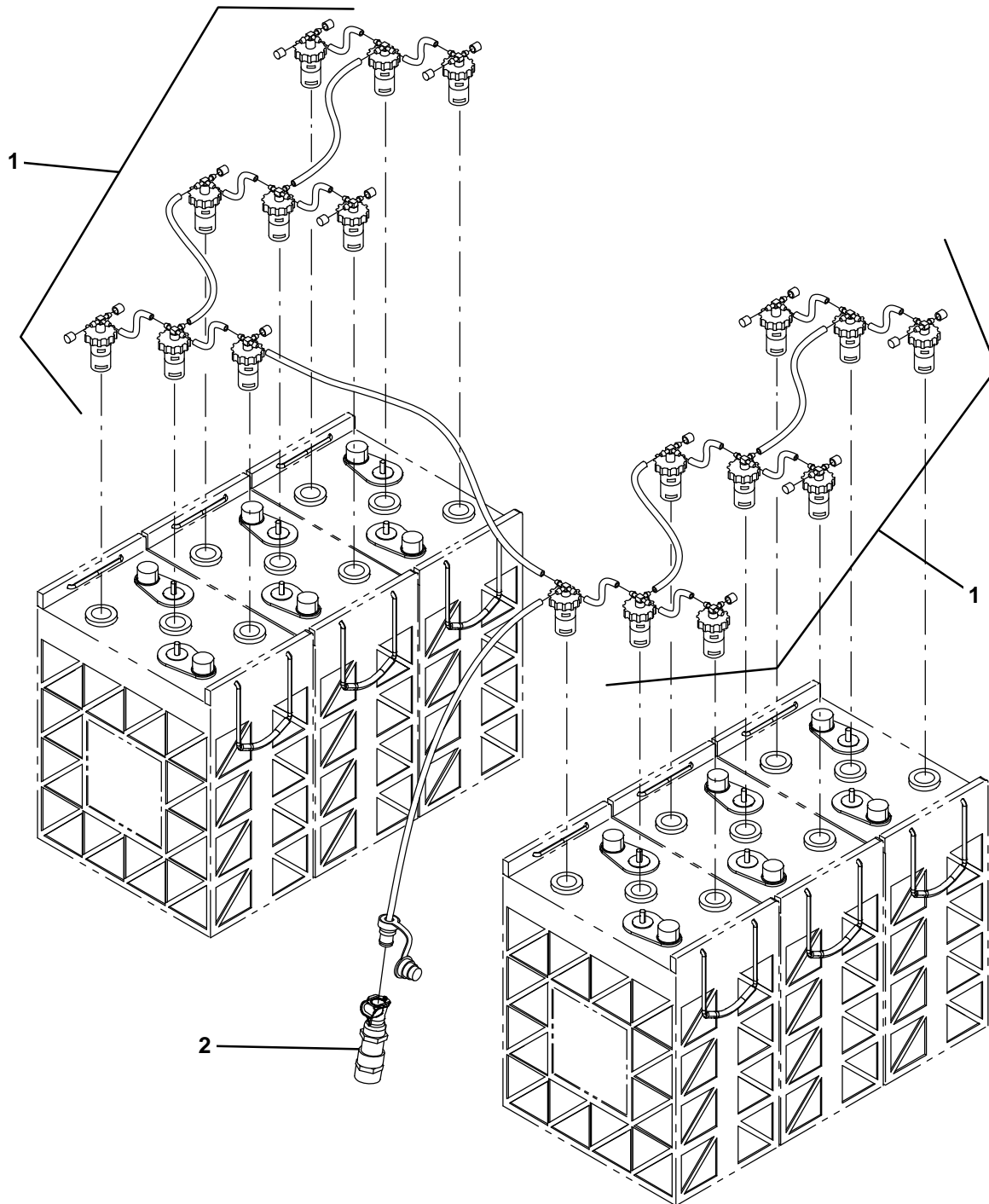


Fig. 24 – On-Board Charger Group, International

	Ref.	Part No.	Serial Number	Description	Qty.
▽	1	1066112	(30000000-39999999)	Charger, 36vdc 20a 230/240vac [Ob Exp]]	1
▲		1030692	(30000000-39999999)	Fuse, 15a, Replmt	1
▲	2	1019242	(30000000-39999999)	Cord, Chrgr, Ele [European]	1
▲	2	1026325	(30000000-39999999)	Cord, Power, 1.0mm2/3 Blk[2.5Meter, Australia]	1
	3	140011	(30000000-39999999)	Washer, Flat, 0.21b 0.45d .03, Ss	3
	4	1206096	(30000000-39999999)	Seal, Foam, 0.50 0.75w 8.0l, Pvc, Adh	1
	5	09739	(30000000-39999999)	Nut, Hex, Lock, M5 X 0.80, NI, Ss	2
	6	1020170	(30000000-39999999)	Molding, Afmkt, Trim, Pvc, .08 .11, 02ft	1
	7	80395	(30000000-39999999)	Sleeve, P/M, 0.32b 0.50d 0.7l [430ss]	2
	8	373117	(30000000-39999999)	Washer, Flat, 0.38b 2.25d .07, Stil, Pnt	2
	9	09011	(30000000-39999999)	Screw, Hex, M8 X 1.25 X 30, Ss	2
	10	763115	(30000000-39999999)	Tie, Cable, 6.0l, 1.25d Max	1
	11	1202868	(30000000-39999999)	Clip, Tie, 0.25d, Plstc	1
	12	1070508	(30000000-39999999)	Cable Assy, 6ga [6100e – Telemetry]	1
	13	1206036	(30000000-39999999)	Duct, Outlet, Heat	1
	14	1206052	(30000000-39999999)	Plate, Mtg, Heat Duct	1
	15	09738	(30000000-39999999)	Screw, Hex, M5 X 0.80 X 12, Ss	4
	16	140011	(30000000-39999999)	Washer, Flat, 0.21b 0.45d .03, Ss	4
	17	06933	(30000000-39999999)	Screw, Pan, Phl, M5 X 0.80 X 16, 4.8	3

OPTIONS

Fig. 25 – Flow-Rite™ Battery Water Manifold Kit

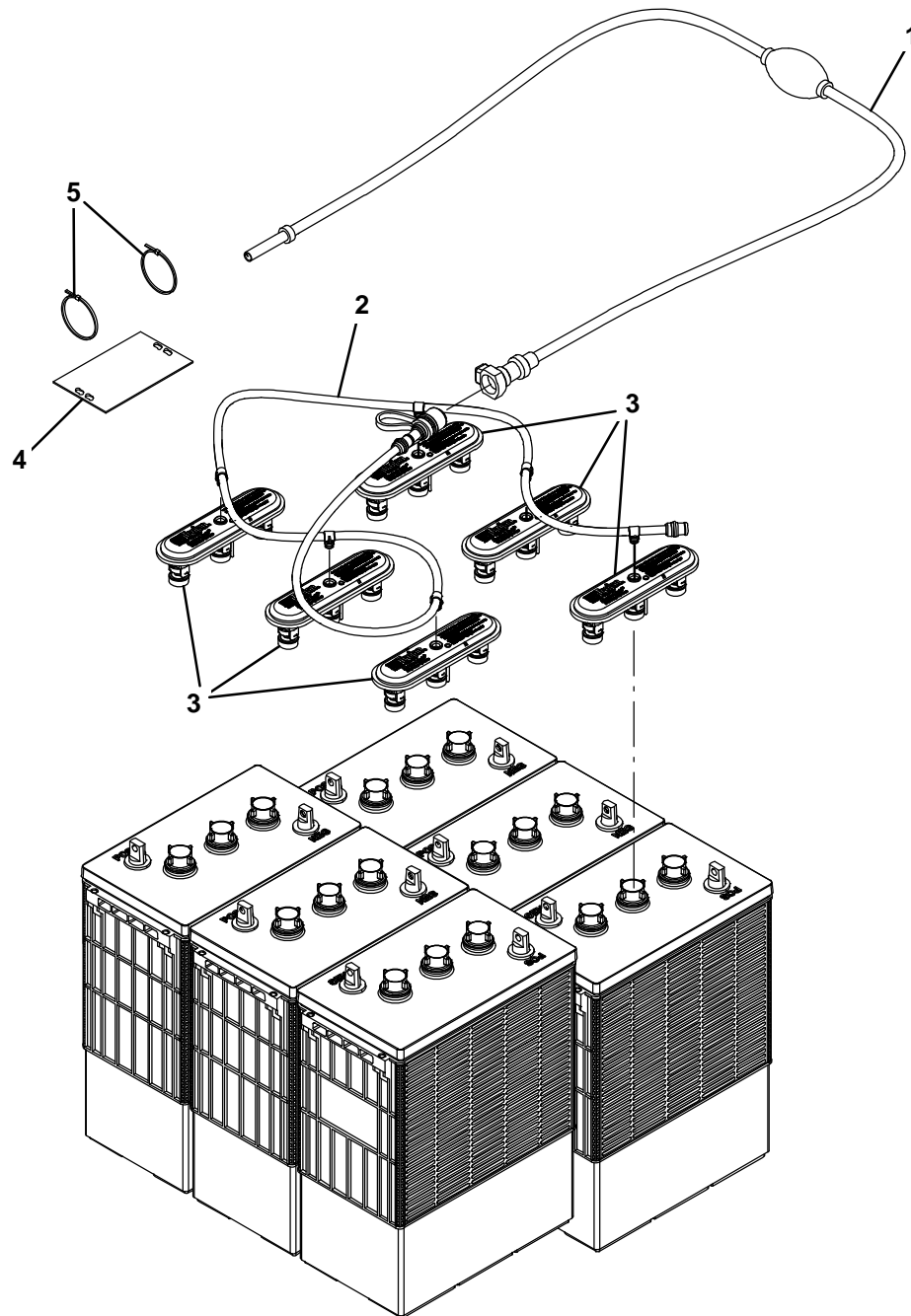


356352

Ref.	Part No.	Serial Number	Description	Qty.
▽	9009870	(3000000–39999999)	Manifold Kit, Sys, Water, Battery, Di	1
▲ 1	1060756	(3000000–39999999)	Manifold, Sys, Water, Battery	1
▲ 2	1061926	(3000000–39999999)	Valve, Reg, Water	1

Flow-Rite is a registered trademark of Flow-Rite Controls

Fig. 26 – Hydrolink® Battery Watering System Kit



355205

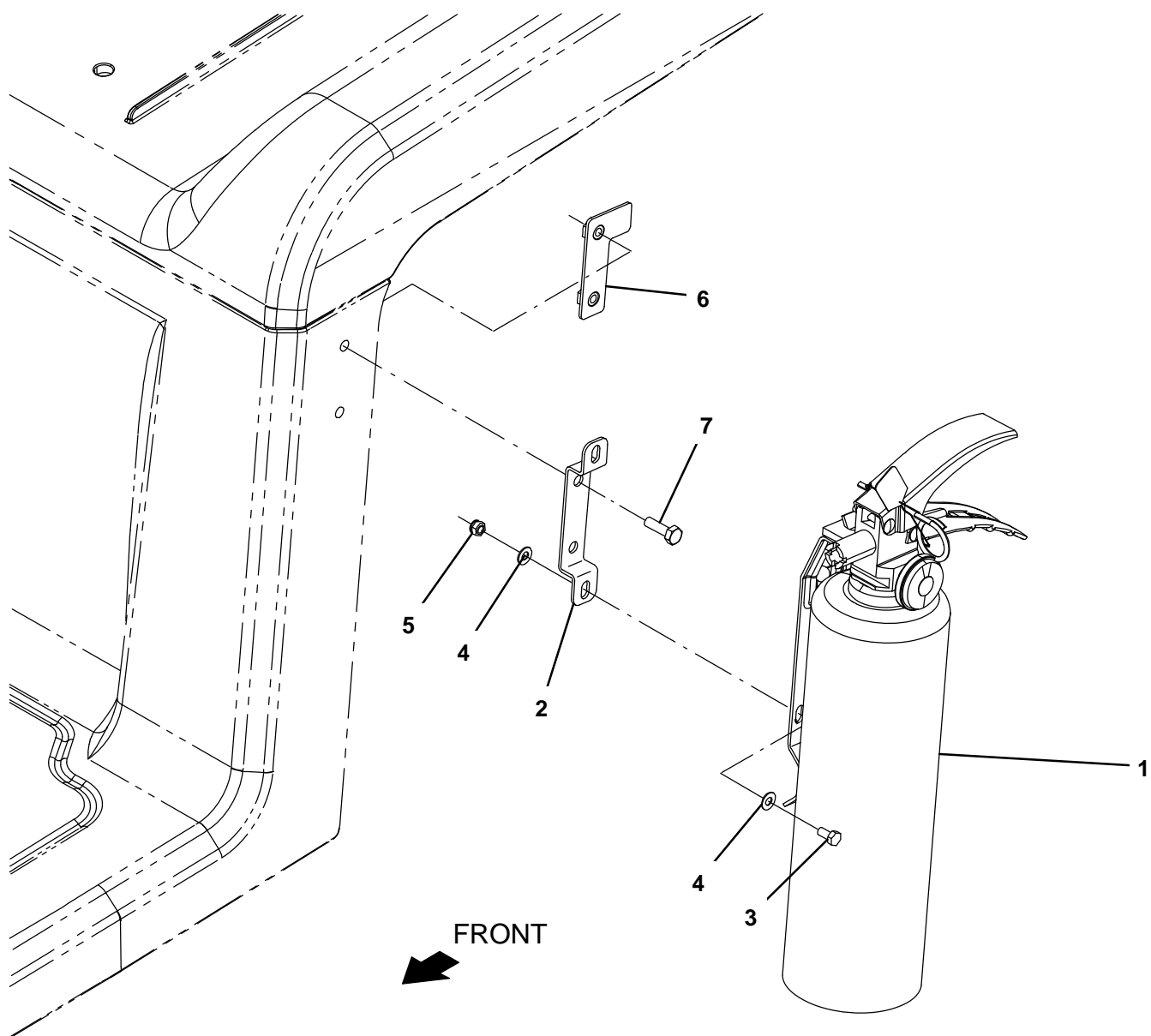
Ref.	Part No.	Serial Number	Description	Qty.
▽	9010301*	(00000000–) Pump Kit, Fill, Battery,36vdc,Ci[Trojan]	1
▲ 1	1058939	(00000000–) Pump Kit, Fill, Battery	1
▲ 2	1201997	(00000000–) Tube, Water, Battery, 36vdc [Trojan]	1
▲ 3	1204142	(00000000–) Cap, Fill, Battery [Trojan]	6
▲ 4	1071084	(00000000–) Label, Tag, Battery [Hydrolink Watering]	1
▲ 5	130773	(00000000–) Tie, Cable, Nyl, 11.0l, .14w, 3.0 Max. D	2

*This kit is intended for use with Trojan® Lead Acid Batteries Only.

Hydrolink® is a registered trademark of Trojan® Battery Company.

OPTIONS

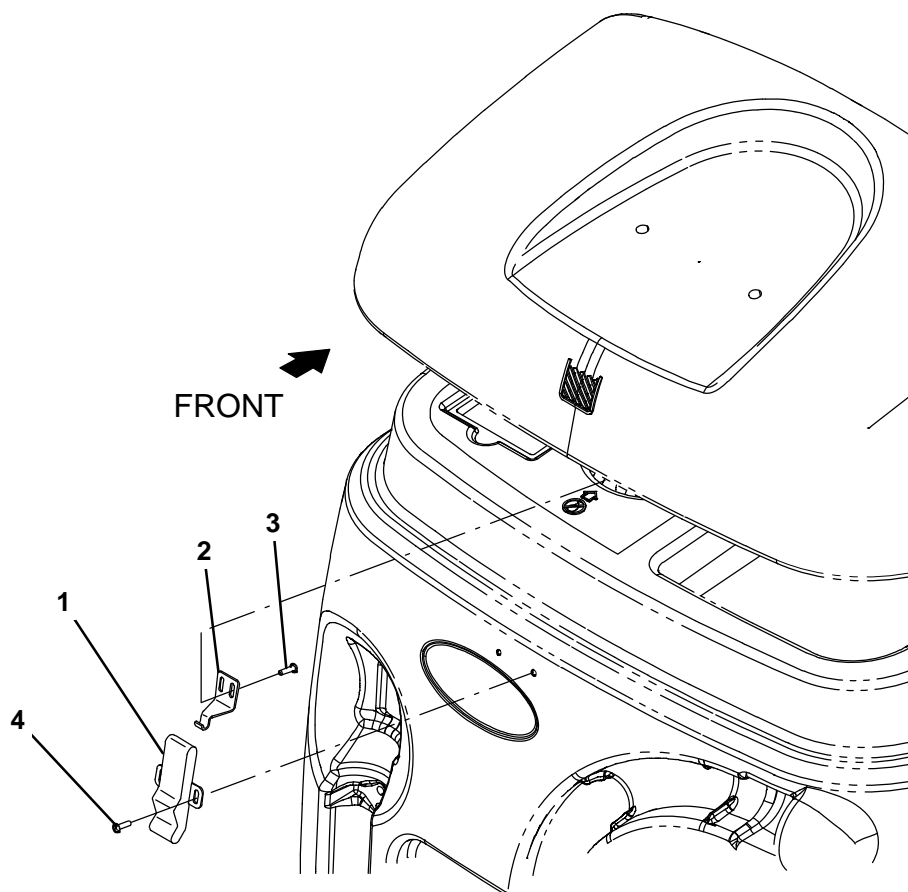
Fig. 27 – Fire Extinguisher Group



356351

Ref.	Part No.	Serial Number	Description	Qty.
1	25312	(30000000-39999999)	Extinguisher, Fire, 2.5 Lb Dry	1
2	1205877	(30000000-39999999)	Bracket, Mtg, Extinguisher	1
3	09738	(30000000-39999999)	Screw, Hex, M5 X 0.80 X 12, Ss	2
4	140011	(30000000-39999999)	Washer, Flat, 0.21b 0.45d .03, Ss	4
5	09739	(30000000-39999999)	Nut, Hex, Lock, M5 X 0.80, NI, Ss	2
6	1205889	(30000000-39999999)	Plate Wldt, Mtg, Extinguisher	1
7	08716	(30000000-39999999)	Screw, Hex, M6 X 1.00 X 20, Ss	2

Fig. 28 – Transport Group



356355

Ref.	Part No.	Serial Number	Description	Qty.
1	140932	(30000000–39999999)	Latch, Draw, Rbr, W/ Keeper, Fr/49800	1
2	1205666	(30000000–39999999)	Bracket, Catch, Latch	1
3	360973	(30000000–39999999)	Screw, Pan, 12–16 X 0.50, F/ Plstc	2
4	140825	(30000000–39999999)	Screw, Pan, Phl, 06 X 0.50, Fmg/Ab, Blk	2

OPTIONS**Fig. 29 – Documentation Group**

Ref.	Part No.	Serial Number	Description	Qty.
	9009910	(30000000–39999999)	Manual, Oprtr [T12 Ele, En, Na]	1
	9009911	(30000000–39999999)	Manual, Oprtr [T12 Ele, Es, Na]	1
	9009912	(30000000–39999999)	Manual, Oprtr [T12 Ele, Fr, Na]	1
	9009913	(30000000–39999999)	Manual, Oprtr [T12 Ele, Ptb]	1
	9009914	(30000000–39999999)	Manual, Oprtr [T12 Ele, Jp]	1
	9009915	(30000000–39999999)	Manual, Oprtr [T12 Ele, Cn]	1
	9009916	(10000000–19999999)	Manual, Parts [T12 Ele, En, Na/Int] (S/N 1000000–1999999)	1
	9012729	(30000000–39999999)	Manual, Parts [T12 Ele, EN] (S/N 3000000–3999999)	1
	9009917	(30000000–39999999)	Manual, Service Info [T12 Ele, En]	1
	9009890	(30000000–39999999)	Dvd, Operator [T12]	1
	9011140	(30000000–39999999)	Instr, Use&Care, Wallchart [T12]	1



To view, print, order, download the latest Parts manual, other language Operator manuals, and Use and Care Guides (wall charts) visit:

www.tennantco.com/manual

SECTION 4

Contents	Page
Fig. 1 – ec-H2O Module Assembly Breakdown, 9010933	4-2
Fig. 2 – Steering Control Breakdown, 1200203 ..	4-4
Fig. 3 – Drive Wheel Breakdown, 1200150	4-5
Fig. 4 – Electric Motor Breakdown, 1053342	4-6
Fig. 5 – Accelerator and Brake Pedal Assembly Breakdown, 1200253	4-7

BREAKDOWNS

Fig. 1 - ec-H2O Module Assembly Breakdown, 9010933

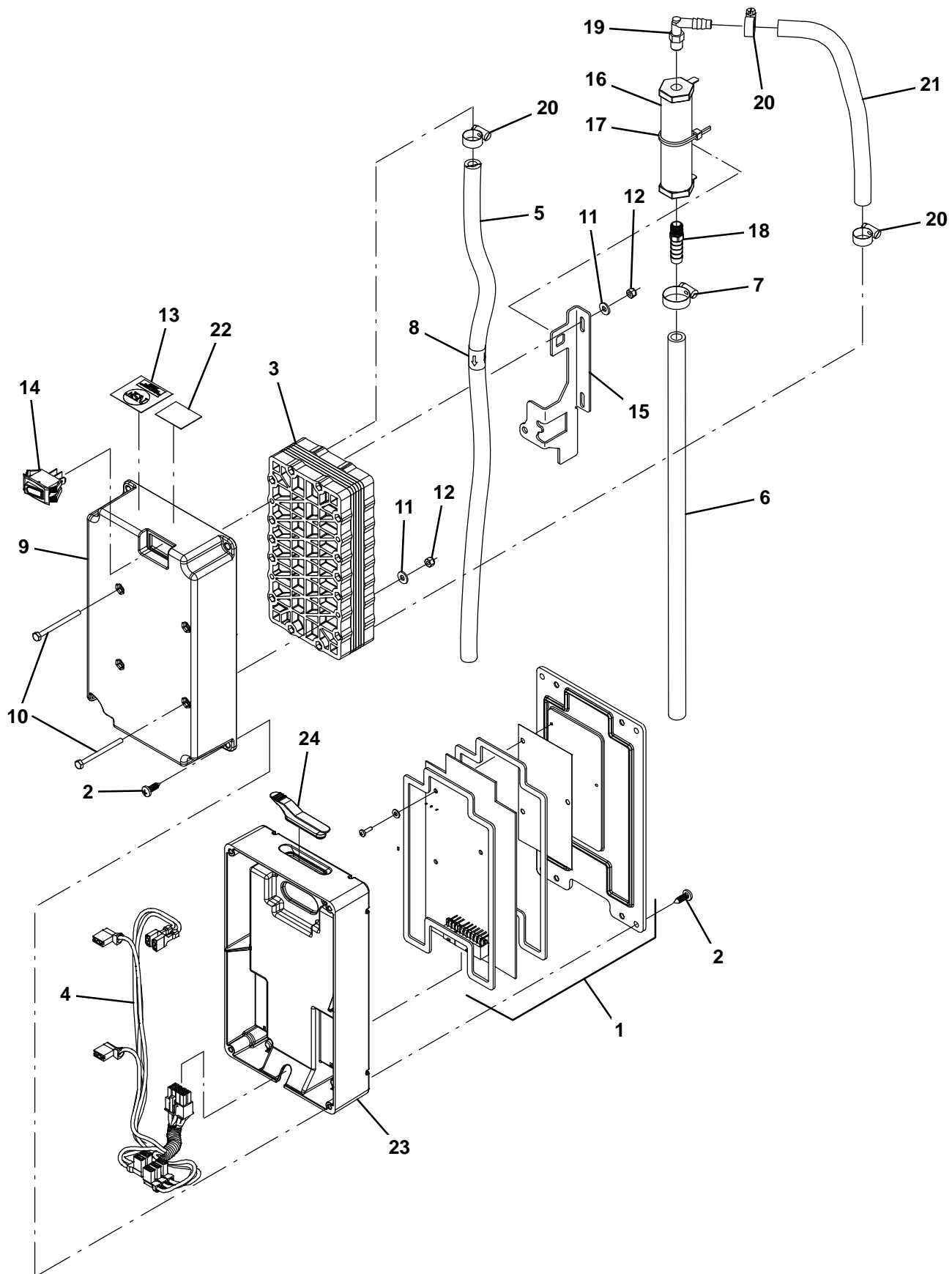
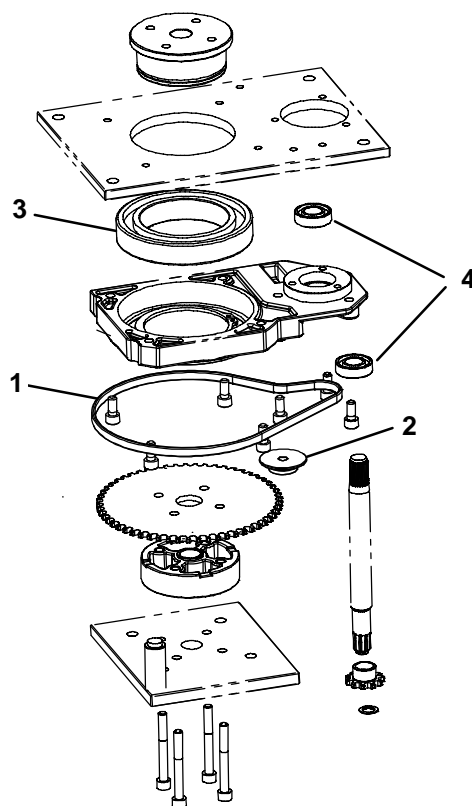


Fig. 1 – ec–H2O Module Assembly Breakdown, 9010933

Ref.	Part No.	Serial Number	Description	Qty.
▽	9010933	(30000000–39999999)	Ec–H2o Module Kit, Afmkt [T12]	1
▲	1 9020262	(30000000–39999999)	Circuit Board Kit, Ec–H2o, Afmkt [T12]	1
▲	2 1018155	(30000000–39999999)	Screw, Pan, Phl, M5 X 0.80 X 16, Tcut,Ss	8
▲	3 1057637	(30000000–39999999)	Electrode, 5 Plate, High Flow	1
▲	4 1069708	(30000000–39999999)	Harness, Ele, Ech2o [T12 Module]	1
▲	5 9006268	(30000000–39999999)	Hose, Pvc, Brd, 0.38id, 01Ft, Clr	1
▲	6 1014971	(30000000–39999999)	Hose, Afmkt, Pvc, Brd, 01Ft, Clr	1
▲	7 54333	(30000000–39999999)	Clamp, Hose, Wormdrive, 0.31–0.88d, .31w	1
▲	8 1049637	(30000000–39999999)	Label, Direction [Ec–H2o]	1
▲	9 1051519	(30000000–39999999)	Housing, Upper, Module, High Flow	1
▲	10 32509	(30000000–39999999)	Screw, Hex, M4 X 0.70 X 50, Ss	4
▲	11 41579	(30000000–39999999)	Washer, Flat, 08, Ss	4
▲	12 33932	(30000000–39999999)	Nut, Hex, Lock, M4 X 0.70, NI, Ss	4
▲	13 1046041	(30000000–39999999)	Label, Module [Nsf, Ec–H2o]	1
▲	14 1044393	(30000000–39999999)	Switch, Rocker, Spst, Mom	1
▲	15 1048741	(30000000–39999999)	Bracket, Valve, Large	1
▲	16 1062006	(30000000–39999999)	Electrode, Cylindrical	1
▲	17 130773	(30000000–39999999)	Tie, Cable, Nyl, 11.0l, .14w, 3.0 Max. D	1
▲	18 1055552	(30000000–39999999)	Fitting, Brs, Str, Bm06/Pm02	1
▲	19 1051268	(30000000–39999999)	Fitting, Plstc, E90, Bm05/Pm02, Nyl	1
▲	20 43844	(30000000–39999999)	Clamp, Hose, Wormdrive, 0.25–0.62d, .31w	3
▲	21 1014971	(30000000–39999999)	Hose, Afmkt, Pvc, Brd, 01Ft, Clr	1
▲	22 1068763	(30000000–39999999)	Label, Date Code [Ec–H2o]	1
▲	23 1037032	(30000000–39999999)	Housing, Bottom	1
▲	24 1054776	(30000000–39999999)	Grommet, Blind	1

BREAKDOWNS

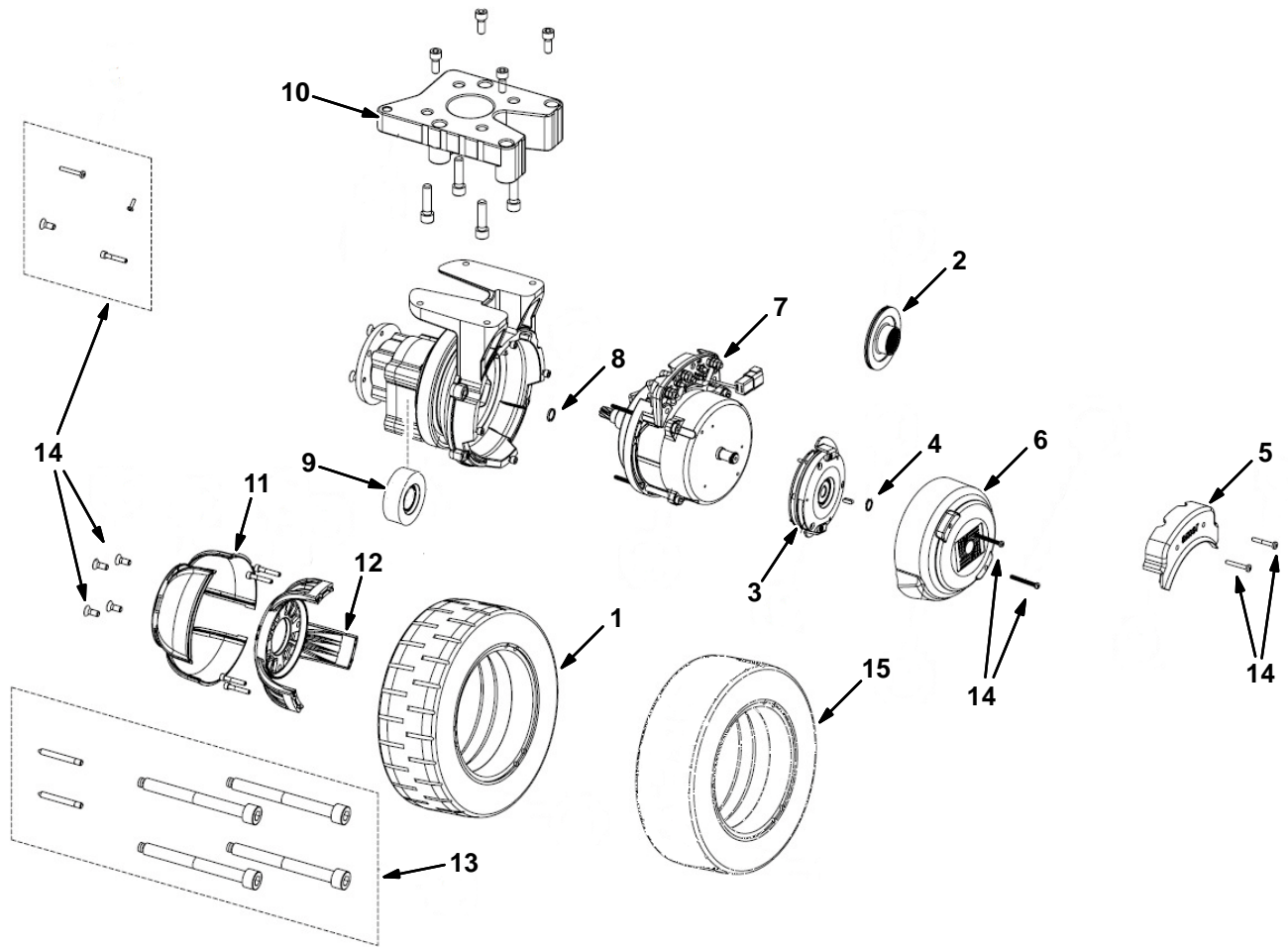
Fig. 2 – Steering Control Breakdown, 1200203



356361

Ref.	Part No.	Serial Number	Description	Qty.
▽	1200203	(30000000–39999999)	Steer-Control Assy, Wheel Drive	1
▲▽	1 9011049	(30000000–39999999)	Chain, Steering W/Link	1
▲	2 9011051	(30000000–39999999)	Pulley, Tension	1
▲	3 372874	(30000000–39999999)	Bearing, Steering	1
▲	4 9008719	(30000000–39999999)	Bearing [6003 2RS]	2

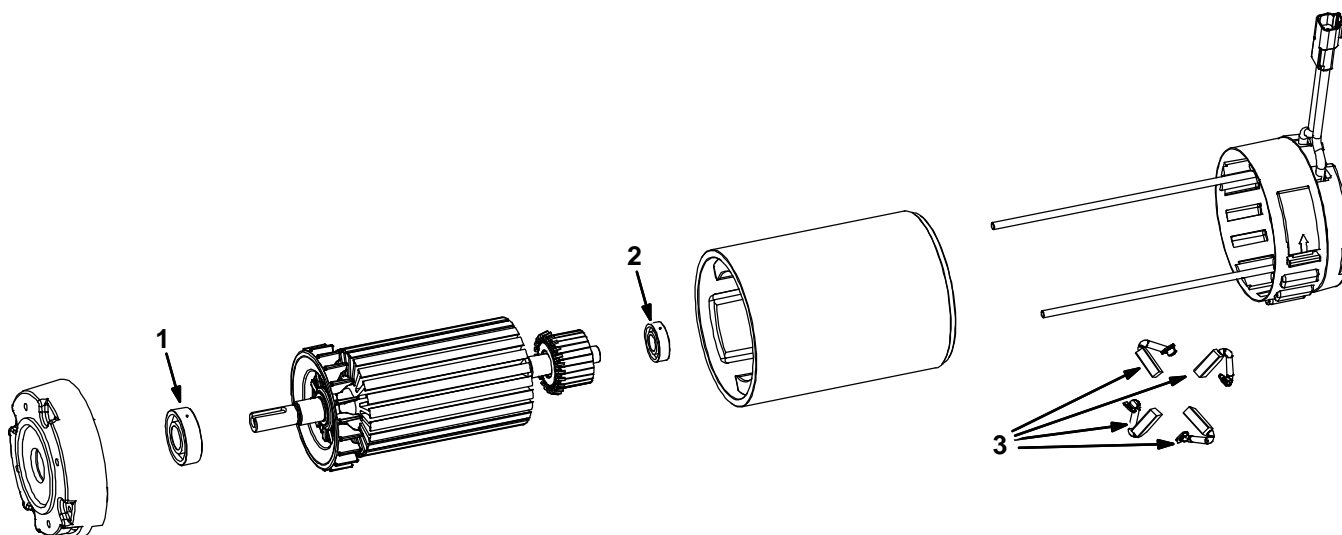
Fig. 3 – Drive Wheel Breakdown, 1200150



Ref.	Part No.	Serial Number	Description	Qty.
▽	1200150	(3000000-3999999)	Wheel, Drive, Ac	1
▲	1	9011048	Wheel, Pyu [250X90 Red]	1
▲	2	9011052	Brake, Rotor	1
▲	3	9011053	Brake, W/Lever, Complt	1
▲	4	9008556	Ring, Retaining F/1055257	1
▲	5	9008550	Cover, Box, Connector	1
▲	6	9013901	Cover, Motor, Drive	1
▲	7	9013900	Motor Assy, Ac, Drive, Complt	1
▲	8	9008555	Seal, Ring	1
▲	9	9008551	Bearing, Ball [91962 2rs]	1
▲	10	9008552	Spacer, Alm	1
▲	11	9008553	Cover, Plstc, Hub, Alm	1
▲	12	9013899	Hub, Alm	1
▲	13	9008544	Tire Kit, Puller	1
▲	14	9008557	Screw Kit	1
	15	9012603	Wheel, Pyu [250X90 Blue] (Option)	1

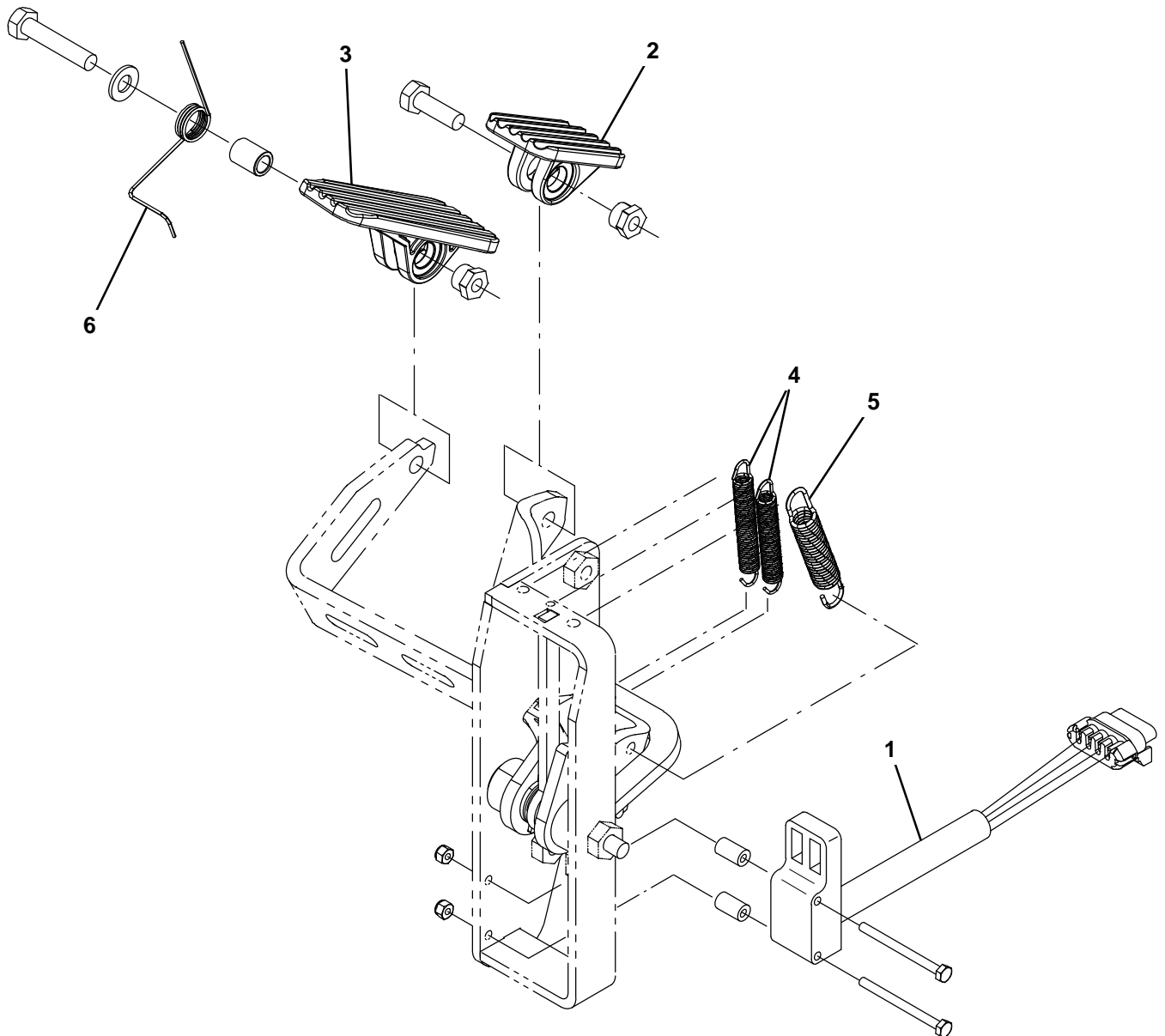
BREAKDOWNS

Fig. 4 – Electric Motor Breakdown, 1053342



Ref.	Part No.	Serial Number	Description	Qty.
▽	1053342	(30000000–39999999)	Motor, ele, 36Vdc 1750rpm 1.00hp 22.0a	1
▲	1	9013931 (30000000–39999999)	Bearing, Motor, Ele	2
▲	2	9013934 (30000000–39999999)	Bearing, Motor, Ele	2
▲	3	9011916 (30000000–39999999)	Brush Kit, Motor	1

Fig. 5 – Accelerator and Brake Pedal Assembly Breakdown, 1200253



356189

Ref.	Part No.	Serial Number	Description	Qty.
▽	1200253	(30000000–39999999)	Pedal Assy, Accelerator, Brake	1
▲	1	1058687 (30000000–39999999)	Sensor, Position [Hall]	1
▲	2	1014548 (30000000–39999999)	Pedal, Brake, W/ Tread	1
▲	3	1051836 (30000000–39999999)	Pedal, Propel, W/ Tread	1
▲	4	1061049 (30000000–39999999)	Spring, Extn, 0.35od 0.05wir 02.8l	2
▲	5	1031716 (30000000–39999999)	Spring, Extn, 0.50od 0.07wir 03.0l	1
▲	6	1064665 (30000000–39999999)	Spring, Tors, 0.55id .05wir 04.0coil	1

BREAKDOWNS

SECTION 5

CONTENTS

PAGE

PART NUMBER TO PAGE NUMBER CROSS REFERENCE LIST	5-2
PART DESCRIPTION TO PAGE NUMBER CROSS REFERENCE LIST	5-7

CROSS REFERENCE**PART NUMBER TO PAGE NUMBER CROSS REFERENCE LIST**

Part Number	Page Number	Part Number	Page Number	Part Number	Page Number
00911	2-29	09011	2-7, 2-23, 2-25, 2-41, 3-11, 3-21, 3-45, 3-47	1020341	2-7, 2-9, 2-11, 2-15, 2-21, 2-29, 2-35, 2-39, 2-45, 2-47, 3-5, 3-13, 3-15, 3-25, 3-27, 3-33, 3-37
00911	2-29	09026	2-11, 2-23, 3-23	1022671	3-35
00912	2-17, 2-19	09028	2-7, 2-9, 3-9, 3-25	1024977	3-9
00928	2-25, 3-21	09088	2-31, 2-33	1025736	2-15
00961	2-29	09162	2-19	1026014	2-35
01335	3-35	09198	2-3	1026325	3-47
01516	2-29	09252	3-9	1027290	2-39
01683	2-21, 3-9, 3-33, 3-37	09570	2-7, 2-17, 2-19	1027798	3-5, 3-7
01684	2-3, 2-5, 2-9, 2-15, 2-25, 2-27, 2-29, 2-37, 2-47, 3-15, 3-29, 3-33, 3-37	09737	2-35	1027800	3-5, 3-7
01685	2-7, 2-9, 2-13, 2-15, 2-23, 2-25, 2-27, 3-9, 3-11, 3-21, 3-23, 3-25, 3-37	09738	2-47, 3-15, 3-17, 3-27, 3-45, 3-47, 3-50	1027944	1-1
01686	2-7, 2-9, 2-39, 2-41, 3-9, 3-23, 3-25	09739	2-15, 2-47, 3-9, 3-45, 3-47, 3-50	1027976	3-33
01690	2-47	09740	3-21	1028581	3-17
01754	2-47	09744	3-29, 3-33	1030692	3-45, 3-47
02892	3-35	1002077	2-29	1031716	4-7
03192	3-13	1002898	3-17	1034731	2-7, 2-15, 2-19, 2-29, 2-45, 3-15
04375	3-13	1002899	3-17	1035038	2-13, 2-15
04843	2-23	1005630	3-15, 3-27	1036490	2-17
04846	2-19	1006400	3-15, 3-27	1037032	4-3
05686	3-23	1006401	2-49	1037821	2-35
06549	3-5, 3-7, 3-37	1010399	3-11	1038966	2-17
06920	3-3	1011170	3-17	1039392	3-7
06922	2-47	1011735	2-17, 2-19	1039557	3-17
06929	2-45	1011885	2-39	1040868	3-15
06933	3-5, 3-7, 3-45, 3-47	10120	2-31, 2-33	1041030	2-49, 3-39
06934	2-45	1012878	2-15	1041716	3-43
06941	2-9	1013900	3-27	1042492	2-5
06943	3-33	1014328	2-29	1042494	2-5
06961	2-19	1014548	4-7	1042496	2-5
06965	3-9	1014918	3-21	1042499	2-3
07471	3-23	1014949	3-17	1042500	2-3
07514	2-45	1014971	3-15, 4-3	1042504	2-3
07515	2-45	1014974	3-15	1043746	3-43
07786	2-27, 2-43	1014976	3-27	1044393	4-3
07789	3-27	1015026	2-25, 2-27	1044415	3-15
07791	2-19	1015033	3-27	1046041	4-3
08085	2-15	1015455	3-15	1048741	4-3
08236	2-25, 2-27	1016063	2-5	1048955	2-13, 2-15
08708	2-11, 2-25, 2-31, 2-33, 3-33	1016314	2-47, 2-49	1049573	3-29
08709	2-17, 2-19, 3-33	1016354	2-25, 3-15	1049637	4-3
08711	2-17	1016392	2-35	1051024	2-5
08712	2-11, 2-15, 3-21, 3-33, 3-37	1016421	2-31, 2-33	1051027	2-3
08713	2-9, 2-23, 2-41, 2-43, 3-21, 3-23, 3-37	1016825	2-45, 3-29	1051052	2-13, 2-15
08714	2-39, 2-41, 3-9, 3-23	1017079	3-40	1051268	4-3
08716	2-11, 2-27, 2-29, 2-37, 3-33, 3-50	1017218	2-35, 2-41, 2-43, 3-21, 3-23	1051519	4-3
09005	3-33	1017368	2-3, 2-5	1051836	4-7
09007	2-25, 3-33	1017957	2-5	1052010	3-17
09010	2-25, 2-41, 3-23, 3-25	1018151	2-41	1052120	2-21
		1018155	4-3	1052123	2-21
		1019242	3-41, 3-47	1052126	2-37
		1019285	2-35	1052532	2-43
		1019426	3-41	1052705	3-15, 3-17
		1020168	2-23	1052726	2-21
		1020170	3-45, 3-47	1052754	3-21
				1053342	2-29, 4-6

CROSS REFERENCE

Part Number	Page Number	Part Number	Page Number	Part Number	Page Number
1053814	2-41	1061049	4-7	1200012	2-27
1053815	2-41	1061087	3-33	1200025	2-7
1053870	2-41	1061356	3-35	1200146	2-21
1053977	2-19	1061570	3-35	1200149	2-37
1054100	1-1, 2-9	1061571	3-35	1200150	2-7, 4-5
1054178	3-33	1061811	3-35	1200161	3-15
1054312	2-31, 2-33, 2-43	1061812	3-35	1200168	2-25
1054581	2-29	1061910	2-45	1200203	2-7, 4-4
1054654	2-19	1061918	2-45	1200210	2-11
1054662	2-23, 2-41, 3-23	1061926	3-48	1200213	2-33
1054776	4-3	1062006	4-3	1200215	2-29
1054795	2-25, 2-27, 3-27	1062106	3-5	1200218	2-43
1054823	2-35	1062659	3-35	1200219	2-43
1055396	2-43	1062813	2-59	1200221	2-31
1055506	2-43	10632-2	3-7	1200239	3-33
1055516	2-41	1063263	3-5	1200253	2-21, 4-7
1055552	4-3	1064184	2-47, 3-3, 3-5, 3-7, 3-29	1200281	2-29
1056412	2-19	1064188	3-3, 3-5, 3-7	1200283	2-29
1056719	3-33	1064189	3-29	1200292	2-27
1056979	3-5	1064665	4-7	1200298	2-7
1056982	3-33	1064770	2-43	1200309	2-29
1057043	2-19	1065134	2-31, 2-33	1200313	3-33
1057214	2-35	1066063	2-35	1200328	3-15
1057407	2-43	1066112	3-47	1200334	1-1, 2-29
1057554	2-17, 2-19	1066433	2-35	1200369	2-37
1057572	2-19	1066720	2-35	1200370	3-25
1057629	2-29	1066919	3-33	1200383	1-1, 2-43
1057637	4-3	1067120	2-59	1200384	1-1, 2-43
1057780	2-7	1067350	3-35	1200394	3-33
1057785	2-19	1067964	2-37	1200417	3-21
1057814	3-33	1068763	4-3	1200430	1-1, 2-31, 2-33
1057816	3-33	1069346	2-58	1200440	2-23
1058679	2-17, 2-19	1069467	3-37	1200458	2-35
1058687	4-7	1069580	3-37	1200460	2-9
1058694	3-5	1069639	3-31	1200466	2-43
1058939	3-49	1069671	3-19	1200467	3-17
1059019	2-7	1069708	4-3	1200519	2-35
1059073	2-19	1069730	2-58	1200525	2-31, 2-33
1059169	2-47	1069745	2-58	1200612	2-11
1059170	2-29	1069746	3-7	1200634	3-23
1059231	3-15	1069891	2-58	1200642	3-35
1059316	2-41	1069894	2-47	1200649	2-37
1059317	2-39	1069897	2-47	1200665	3-33
1059338	2-41	1070042	3-37	1200689	2-33
1059342	3-5	1070384	3-37	1200713	3-27
1059498	2-41	1070402	3-37	1200732	3-33
1059534	3-15	1070498	3-37	1200735	2-23
1059938	3-5	1070508	3-45, 3-47	1200737	2-35
1059969	2-41	1070541	3-37	1200746	2-35
1059990	2-41	1070586	1-1	1200764	2-23
1060128	3-33	1070587	3-39	1200774	2-23
1060428	3-33	1070659	3-37	1200792	2-45
1060440	3-35	1070956	2-58	1200827	2-11
1060536	3-35	1070978	3-37	1200828	2-11
1060626	2-7	1071084	3-49	1200834	2-35
1060691	3-35	1071085	3-27	1200869	2-9
1060708	3-35	1071798	3-43	1200870	2-9
1060718	3-35	1073882	3-45	1200897	2-47
1060720	3-35	1200011	2-33	1200898	2-29
1060756	3-48			1200900	2-29

CROSS REFERENCE

Part Number	Page Number	Part Number	Page Number	Part Number	Page Number
1200913	2-47	1201503	3-9	1203695	3-37
1200918	2-45	1201504	3-9	1203717	2-45
1200939	3-23	1201534	2-19	1203758	1-1, 2-29
1200984	2-9	1201535	2-19	1203814	3-15
1200998	3-17	1201550	3-13	1203848	2-37
1200999	2-15	1201572	2-3	1203946	2-15
1201024	2-45	1201574	2-27	1203947	3-33
1201033	2-23	1201575	3-23	1203958	2-15
1201053	1-1, 2-25	1201588	2-39	1203996	3-15, 3-17
1201061	3-11	1201609	3-21	1204024	3-15
1201077	2-39	1201610	3-21	1204077	2-59
1201079	2-39	1201823	1-1, 2-43	1204142	3-49
1201080	2-23	1201824	1-1, 2-43	1204170	2-19
1201094	3-23	1201825	1-1, 2-43	1204176	2-19
1201096	3-33	1201826	1-1, 2-43	1204177	2-17
1201101	3-23	1201864	2-21	1204185	2-23
1201103	2-11	1201875	2-37	1204335	2-27
1201126	2-27	1201894	2-13	1204338	3-15, 3-17
1201127	2-25	1201926	2-3	1204540	3-21
1201137	3-23	1201927	2-3	1204541	3-21
1201149	3-21	1201928	2-3	1204542	3-21
1201157	2-35	1201996	2-23	1204543	3-21
1201164	3-29	1201997	3-49	1204847	3-9
1201180	2-17	1202100	2-31	1204957	2-41
1201185	1-1, 2-25	1202156	2-11	1205295	2-15
1201190	2-25	1202159	1-1, 2-31, 2-33	1205426	2-59
1201210	2-45	1202160	1-1, 2-31, 2-33	1205666	3-51
1201212	2-21	1202221	2-33	1205724	2-59
1201215	2-25	1202243	2-31	1205727	2-39
1201247	3-13	1202246	3-9	1205741	2-59
1201253	2-17	1202247	3-9	1205743	2-59
1201267	2-37	1202289	2-9	1205753	2-17, 2-19
1201303	2-49	1202301	2-27	1205764	2-15
1201310	3-15	1202308	2-21	1205850	1-1, 2-41
1201313	3-27	1202349	2-9	1205877	3-50
1201314	3-33	1202392	2-9	1205889	3-50
1201327	3-21	1202430	2-25	1205975	2-25, 2-27
1201336	3-27	1202521	3-25	1206036	3-45, 3-47
1201340	2-35	1202600	2-17	1206052	3-45, 3-47
1201341	2-29	1202601	2-19	1206096	3-45, 3-47
1201343	3-21	1202694	3-23	1206254	3-45
1201344	3-21	1202779	2-9	1206757	2-47
1201345	3-21	1202800	2-15	1206774	2-37
1201354	2-23	1202860	2-45	1206776	3-17
1201357	3-13	1202862	2-45	1206778	3-15
1201370	2-41	1202864	2-45	1206779	3-15, 3-17
1201379	3-15	1202867	3-33	1207171	2-7
1201393	3-33	1202868	2-21, 2-45, 3-7, 3-45,	1208612	2-19
1201423	3-33		3-47	1208622	2-19
1201428	2-15	1202869	2-45	1208625	2-19
1201434	2-35	1202870	3-3	1212213	2-43
1201441	3-17	1202892	3-3	1220199	2-3
1201447	2-27	1202914	3-25	1220230	2-5
1201452	3-11	1202941	2-9	1220231	2-5
1201453	2-31, 2-33	1202957	2-11	1220232	2-5
1201455	2-31	1203025	2-9	1220235	2-3
1201489	2-41	1203336	2-23	1220236	2-3
1201496	3-9	1203438	3-27	1220241	2-3
1201499	3-9	1203439	3-21	1220243	2-5
1201501	3-45	1203454	3-15, 3-27	1221543	2-3

CROSS REFERENCE

Part Number	Page Number	Part Number	Page Number	Part Number	Page Number
12309	3-11, 3-23, 3-25	29584	2-23, 3-23	397976	2-3
12317	2-7, 2-39, 3-9, 3-25	30241	2-3	398500	3-33
12323	3-33, 3-37	32483	3-5	398501	2-17, 2-19
12333	2-35	32485	2-19	398526	3-5
130155	3-40, 3-41	32490	2-19, 2-47, 3-7	398806	2-21
130773	2-7, 2-21, 2-37, 2-45, 2-49, 3-7, 3-27, 3-39, 3-49, 4-3	32491	2-17, 2-19, 2-21	41140	2-45
140011	2-15, 2-45, 2-47, 3-15, 3-17, 3-45, 3-47, 3-50	32492	2-21, 3-9, 3-13	41141	2-7, 2-23
140045	3-11, 3-25	32493	2-17, 2-41	41178	2-11
140154	2-37	32509	4-3	41186	2-25, 2-29, 3-21
140825	2-17, 2-19, 2-35, 3-3, 3-51	32520	2-9, 2-11, 2-15	41358	2-7
140916	3-37	32548	2-27	41360	2-29
140932	3-51	32598	3-33	41430	3-13
14464	2-15	32746	2-3, 2-5	41437	2-13, 2-15
14799	2-19	32978	3-29	41579	2-3, 4-3
14838	2-3, 2-5	32982	2-47	41702	2-47
150208	3-15	33584	3-33	43555	3-15, 3-27
150538	3-15	33924	2-7	43844	3-15, 3-17, 3-27, 4-3
150713	3-15	33932	3-33, 4-3	44906	2-9, 2-23, 2-31, 2-33, 2-41, 3-23
15539	2-3	33944	2-47	46983	3-13
15675	2-21, 3-21	360369	2-13, 2-15	47388	3-33
15678	2-37	360370	2-13, 2-15	49263	3-5
16411	1-1	360460	2-35	49266	3-5
16412	1-1	360973	3-51	49694	2-43
16735	2-19	361076	2-17, 2-19	49697	2-35
16931	2-17, 2-19	361144	1-1, 2-17, 2-19	49883	3-23
16944	2-37	363162	1-1, 2-43	49891	2-37
19064	3-37	363301	2-43	54333	2-25, 2-49, 3-27, 3-33, 4-3
19066	2-11, 3-5, 3-7	363469	2-31, 2-33	54618	3-23
19315	3-5	36428	2-17	57248	3-15
19676	2-21, 3-9	365180	2-23	57598	2-9
20802	2-11	367313	2-23	578430	2-41
20950	3-27	369359	3-9	58670	2-47
222177	2-29	370092	2-3	59658	2-35
222184	2-29	3701.6	2-45	600437	2-47
222267	3-5	37016	3-29	601359	2-47
222280	2-49	372874	4-4	611221	2-49, 3-37
222290	2-45	373117	3-45, 3-47	630146	2-39
222460	2-15	377084	3-3, 3-5, 3-7	630371	2-25, 2-27
222505	3-21	377364	2-25, 3-21	63248-1	2-3
222516	2-23, 3-23	377537	1-1	63248-2	2-3
222752	2-29	377538	1-1	63248-3	2-3
222818	2-29	377540	1-1	63248-4	2-3
223065	2-17, 2-19	377540	1-1	63810	2-25, 2-27
223198	2-25, 2-27, 3-15	378805	2-29	64425	2-31, 2-33
223355	2-49	379013	2-5	64778	3-33
223356	2-49, 3-39	379829	2-23	68872	3-39
223361	2-49, 3-39	381962	2-11	68873	3-39
223364	3-39	382726	2-11	69225	3-9
230735	2-35	383724	2-47	69234	2-7, 3-37
24199	2-15, 2-45, 3-37	385685	2-35	70246	3-29
24265	2-21, 2-45, 3-29	390996	2-29	70651	2-19
24299	2-3, 2-5	391345	2-43	71579	2-7
24584	3-33	391365	2-25, 3-27	71607	2-31, 2-33
25005	2-47	39277	2-17, 2-19	74455	3-7
25312	3-50	39283	2-21	75939	2-47
29570	2-15, 2-37	39308	3-23	76062	2-47
		397609	2-47	763064	3-23
		397889	3-29	763115	3-45, 3-47
		397916	2-3		

CROSS REFERENCE

Part Number	Page Number	Part Number	Page Number
763149	3-35	9010920	2-35
769785	3-33	9010921	2-35
79246	2-31, 2-33	9010922	2-45
80395	3-45, 3-47	9010924	2-9
80409	2-23, 3-21	9010925	2-9
80921	2-15	9010926	3-25
82226	2-17, 2-19	9010927	2-27
82833	2-7	9010928	2-21
83159	3-5, 3-7	9010929	3-21
83415	2-49	9010930	2-21
86240	3-23	9010931	2-45
86308	3-35	9010932	2-45, 3-29
87318	2-47	9010933	3-15, 4-3
87435	2-49, 3-39	9010934	2-19
89046	2-5	9010935	1-1, 2-29
89047	2-5	9010936	3-33
89048	2-5	9010937	2-41
89049	2-5	9010938	3-23
9000845	3-5, 3-7	9010939	2-29
9000879	3-5, 3-7	9010940	2-29
9001054	3-41	9010941	3-23
9001055	3-40	9010942	2-19
9001062	3-41	9010943	2-19
9006268	4-3	9011048	4-5
9008155	3-35	9011049	4-4
9008182	3-3	9011051	4-4
9008544	4-5	9011052	4-5
9008550	4-5	9011053	4-5
9008551	4-5	9011054	3-23
9008552	4-5	9011055	3-23
9008553	4-5	9011057	2-11
9008555	4-5	9011058	2-11
9008556	4-5	9011140	3-52
9008557	4-5	9011168	2-21
9008719	4-4	9011173	2-35
9008737	3-21	9011663	3-15
9009577	2-25	9011872	2-7
9009632	2-11	9011916	4-6
9009817	2-43	9012603	4-5
9009836	2-15	9012729	3-52
9009848	3-13	9013277	2-17
9009852	3-33	9013613	2-23
9009857	3-11	9013899	4-5
9009866	3-45	9013900	4-5
9009870	3-48	9013901	4-5
9009890	3-52	9013931	4-6
9009910	3-52	9013934	4-6
9009911	3-52	9014662	2-3, 2-5
9009912	3-52	9014664	2-5
9009913	3-52	9014666	2-3
9009914	3-52	9020262	4-3
9009915	3-52	94877	2-41
9009916	3-52		
9009917	3-52		
9009990	3-37		
9010301*	3-49		
9010351	3-7		
9010353	3-5		
9010356	3-35		
9010919	2-39		

PART DESCRIPTION TO PAGE NUMBER CROSS REFERENCE LIST**A**

Actuator Kit, Sba, Afmkt [T12], 3-23
 Actuator, 36vdc, 02.0strk, 0180lb, 2-41
 Actuator, 36vdc, 3.9strk, 450lb, 2-23
 Adapter, Swivel, 1.75, Abs, 3-35
 Alarm, 9-48vdc, 95 Db(A) [Ec-H20], 2-21
 Alarm, Backup, 12-48vdc, Adj, 3-5
 Angle, Latch, 2-15
 Angle, Mtg, Antenna, Telem, 3-37
 Angle, Mtg, Tank, 2-35
 Angle, Stil, Perforated .03 1.4 1.4 22l, 2-27
 Angle, Support, 2-11
 Antenna, Telem, 70 In [Gprs], 3-37
 Arm Assy, Lift, Actuator, 3-23
 Arm Kit, Lift, Scb [T12], 2-23
 Arm Wldt, Pivot, 2-23
 Arm, Lift, Sqge, 2-41
 Assy, Seal, Mtg, Vacfan, 2-37

B

Base, Module, Light, 3-5
 Battery, Wet, 06vdc 0240ah, 2-49
 Battery, Wet, 06vdc 0240ah, W/O Carton, 1-1
 Battery, Wet, 06Vdc 0360Ah, W/Carlton, 3-39
 Battery, Wet, 06vdc 0360ah, W/O Carton, 1-1
 Bearing [6003 2RS], 4-4
 Bearing, Ball [91962 2rs], 4-5
 Bearing, Ball, 0.24b 0.51d 0.20w [2seal], 3-35
 Bearing, Ball, 0.59b 1.26d 0.35w[2seal], 2-29
 Bearing, Flng, 2hole, 0.75b, 2-17, 2-19
 Bearing, Flng, 2hole, 0.75b [Nyl], 2-17, 2-19
 Bearing, Flng, 2hole, 1.25b, 2-19
 Bearing, Journal, 0.75b 0.88d 0.75l, 2-19
 Bearing, Motor, Ele, 4-6
 Bearing, Pillowblock, 1.12b, 2-19
 Bearing, Steering, 4-4
 Bellcrank, Lift, Sqge [T12], 2-31, 2-33
 Belt, Cyl Head, W/Too;l, Afmkt, 2-29
 Belt, Drive, 2-29
 Belt, Drive, 7 Grv, 1-1
 Bezel, Headlight, Lh [W/Inserts], 3-3
 Bezel, Headlight, Rh [W/Inserts], 3-3
 Blade, Sqge, Front, 42.59l [Linard], 1-1, 2-43
 Blade, Sqge, Front, 43.19l [Gum], 1-1
 Blade, Sqge, Front, 43.19L [Gum] (Option), 2-43
 Blade, Sqge, Front, 43.19l [Urethane], 1-1
 Blade, Sqge, Front, 43.19l [Urethane] (Option), 2-43
 Blade, Sqge, Front, Tile, Tile, 42.59L [Linard] (Option), 2-43
 Blade, Sqge, Rear, Gum, 1-1
 Blade, Sqge, Rear, Gum (Option), 2-43

Blade, Sqge, Rear, Linatex, 1-1, 2-43
 Blade, Sqge, Rear, Urethane, 1-1
 Blade, Sqge, Rear, Urethane (Option), 2-43
 Blade, Sqge, Sba, Gum (Option), 3-21
 Blade, Sqge, Sba, Inner, Gum (Option), 3-21
 Blade, Sqge, Sba, Inner, Linard, 3-21
 Blade, Sqge, Sba, Inner, Urethane (Option), 3-21
 Blade, Sqge, Sba, Linatex, 3-21
 Blade, Sqge, Sba, Urethane (Option), 3-21
 Blade, Sqge, Side, 22.50l, Gum, 1-1
 Blade, Sqge, Side, 22.50l, Gum (Option), 2-31, 2-33
 Blade, Sqge, Side, 22.50l, Linatex, 1-1
 Blade, Sqge, Side, 22.50l, Linatex (Standard), 2-31, 2-33
 Blade, Sqge, Side, 22.50l, Ure, 1-1
 Blade, Sqge, Side, 22.50l, Urethane (Option), 2-31, 2-33
 Block, Guide, Sqge, 2-33
 Block, Sqge, Guide, Rh, 2-31
 Bolt, Shld, .41d X 0.35, M8 X 1.25, 3-33
 Boot, 90deg .50id 1.00id 2.50l, Red, 2-47, 2-49
 Boot, Terminal, Battery, 02-01Ga, Blk, 3-39
 Boot, Terminal, Battery, 02-01Ga, Red, 3-39
 Boot, Terminal, Battery, 25.4mm, Blk, 2-49, 3-37
 Bracket Wldt, Brg, 2-19
 Bracket Wldt, Bumper, 3-11
 Bracket Wldt, Latch, 2-15
 Bracket Wldt, Latch, Lh, 2-9
 Bracket Wldt, Mount, Sba, 3-25
 Bracket Wldt, Mtg, Box, 3-37
 Bracket Wldt, Skid, Anti-Roll, 3-25
 Bracket Wldt, Sppt, Brg, 2-17, 2-19
 Bracket Wldt, Sppt, Seat, 2-39
 Bracket, Bumper, Right, 2-9
 Bracket, Catch, Latch, 3-51
 Bracket, Circuit Board, Sba, 3-29
 Bracket, Ele, Cb [T12], 2-21
 Bracket, Mtg, Ball Stud, 2-15
 Bracket, Mtg, Brg, 2-17
 Bracket, Mtg, Cover, 2-35
 Bracket, Mtg, Extinguisher, 3-50
 Bracket, Mtg, Panel, 2-45
 Bracket, Mtg, Tank, 2-35
 Bracket, Pivot, Spring, 2-23
 Bracket, Protector, Float Switch, 2-35
 Bracket, Pump, 3-27
 Bracket, Pump, Soltn, 3-15
 Bracket, Pump, Spray, 3-33
 Bracket, Retainer, Pin, 2-27
 Bracket, Retainer, Spring, 2-3, 2-5
 Bracket, Scrbr, Watertube, 2-27
 Bracket, Soltn [Ec-H20], 3-15
 Bracket, Sppt, Door, 3-25

Bracket, Sppt, Tank, Lh, 2-39
 Bracket, Sppt, Tank, Rh, 2-39
 Bracket, Stiffener, 2-45
 Bracket, Support, Tank, Lh, 3-9
 Bracket, Support, Tank, Rh, 3-9
 Bracket, Valve, Large, 4-3
 Brake, Rotor, 4-5
 Brake, W/Lever, Complt, 4-5
 Brush Assy, disk, Scb, 13.0d, , 2-5
 Brush Assy, disk, Scb, 13.0D, Nylon, 2-5
 Brush Assy, Disk, Scb, 13.0d, Nylon (Scrubbing)
 (Replaced by 1220230), 2-5
 Brush Assy, disk, Scb, 13.0D, Polypropylene, 2-5
 Brush Assy, Disk, Scb, 13.0d, Polypropylene Stiff (Scrubbing)
 (Replaced by 1220231), 2-5
 Brush Assy, Disk, Scb, 13.0d, Super Abrasive
 (Scrubbing) (Replaced by 1220232), 2-5
 Brush Assy, Disk, Scb, 16.0d, Nylon
 (Replaced by 1220235), 2-3
 Brush Assy, Disk, Scb, 16.0d, Polypropylene
 (Replaced by 1220241), 2-3
 Brush Assy, Disk, Scb, 16.0d, Polypropylene Stiff
 (Replaced by 1220236), 2-3
 Brush Assy, Disk, Scb, 16.0d, Super Abrasive
 (Replaced by 1221543), 2-3
 Brush Assy, Disk, Scrub, 16.0D, Nylon, 2-3
 Brush Assy, Disk, Scrub, 16.0D, Polypropylene, 2-3
 Brush Assy, Disk, Scrub, 16.0D, Polypropylene Stiff, 2-3
 Brush Assy, Disk, Scrub, 16.0D, Super Abrasive, 2-3
 Brush Kit, Hub Assy, Drive, CI (HDPE IN), 2-5
 Brush Kit, Hub Assy, Drive, CI (HDPE), 2-5
 Brush Kit, Hub Assy, Drive, Ci [Hdpe In], 2-3
 Brush Kit, Hub Assy, Drive, Ci [Uhmw], 2-3
 Brush Kit, Motor, 2-25, 4-6
 Brush Kit, Motor, 1052754, 3-21
 Brush Kit, Motor, Fan, 2-37
 Brush, Scb, 31l, 18sr, Polyester, Spl, 2-3
 Brush, Scb, 31l, 18sr, Polypropylene, 2 Way, Spl, 2-3
 Brush, Scb, 31l, 18sr, Polypropylene, Spl, 2-3
 Brush, Scb, 31l, 18sr, Super Abrasive, 2-3
 Bumper Kit, Front, Hd, Ci [T12], 3-11
 Bumper, Lh, Afmkt [T12], 2-9
 Bumper, Rbr, 1.0 Hex, 2-27
 Bumper, Rbr, 1.0d 0.38th .25-20, 2-11
 Bumper, Rh, Afmkt [T12], 2-9
 Bumper, Sba, Afmkt [T12], 3-25

CROSS REFERENCE

Bumper, Ure, 1.50d 1.25l, 3-9
 Bushing, Flex, Ure, 2-41
 Bushing, Flng, 0.50b 0.59d 0.25l, 2-23, 2-41, 3-23
 Bushing, Flng, 0.63B 0.72D 0.25L, 2-23
 Bushing, Flng, 1.00b 1.13d 0.50l, 2-23
 Bushing, Flng, 1.00b 1.13d 1.00l, 3-23
 Bushing, Flng, 1.75b 1.94d 1.50l, 3-23
 Bushing, Sleeve, 0.63b 0.72d 0.38l, 2-31, 2-33
 Bushing, Sleeve, 1.00b 1.13d 1.750l, Fgl, 3-33
 Bushing, Snap-In, 0.25b 0.31d 0.08th Nyl, 2-15

C

Cable Assy, 04ga .34ring / .34ring, 175a, 2-49, 3-39
 Cable Assy, 10ga .25ring / .31ring, 050a, 2-47
 Cable Assy, 4ga [T12 - Telemetry], 3-37
 Cable Assy, 6ga [6100e - Telemetry], 3-45, 3-47
 Cable Assy, power [T12], 2-58
 Cable, 04ga 08.0l Blk .34ring / .34ring, 2-49
 Cable, 04ga 12.0l Blk .34ring / .34ring, 2-49, 3-39
 Cable, 04ga 18.0l Blk .34ring / .34ring, 3-39
 Cable, 06ga 5.5l Brown .25ring / .312ring, 2-47
 Cable, 4ga, Blk [6200e, Telemetry], 3-37
 Cable, Battery, 4ga, .25ring / .312ring, 2-47
 Cable, Charger Eu Bc5 & 7, 3-43
 Cable, Charger Uk, Bc5 & 7 (UK Only), 3-43
 Cable, Glv .09d 013.0l .38eye / .38eye, 2-21, 3-9
 Cap, Battery, 2-49, 3-39
 Cap, Fill, Battery [Trojan], 3-49
 Cap, Hub, Wheel [For 1060626], 2-7
 Cap, Tank, 2-39
 Cap, Wheel, Steering, 2-17
 Capacitor, Plug [.01 Uf, 200V], 3-15
 Caster Assy, Swivel, 1-1, 2-41
 Catch, Snap, Push, Mal, 3-35
 Chain, Rlr, 35 X 35 Pitches, 2-19
 Chain, Steering W/Link, 4-4
 Channel Wldt, Bumper, Lh, 3-9
 Channel Wldt, Bumper, Rh, 3-9
 Channel Wldt, Rlr, 2-9
 Channel Wldt, Seat, 2-11
 Channel Wldt, Steering, Pntd, 2-21
 Charger Kit, 36vdc 021a, 1ph, Ci, 3-41
 Charger Kit, 36vdc 021a, 1ph, Domestic, Ci, 3-40
 Charger Kit, 36Vdc 21A 85-265Vac, 1Ph 45/65Hz, 3-41
 Charger Kit, On-Board, Us Ci [T12], 3-45
 Charger, 36Vdc 030A Wet Sb050G 230Vac, 3-43
 Charger, 36vdc 20a 115vac [Ob Us], 3-45

Charger, 36vdc 20a 230/240vac [Ob Exp]], 3-47
 Circuit Board Kit, Ec-H2o, Afmkt [T12], 4-3
 Circuit board Kit, H20_Sba, Afmkt [T12], 2-45
 Circuit Board Kit, H2o_Sba, Afmkt [T12], 3-29
 Circuit Board Kit, Scrub, Afmkt [T12], 2-45
 Circuitbreaker, 02.5a, Resetable, 2-47, 3-3, 3-5, 3-7, 3-29
 Circuitbreaker, 15.0a, Resetable, 3-3, 3-5, 3-7
 Circuitbreaker, 20.0a, Resetable, 3-29
 Circuitbreaker, 25.0a, Resetable, 2-47
 Circuitbreaker, 60.0a, resetable, 2-47
 Clamp Wldt, Retainer, Sqge, 2-43
 Clamp, Cable, Nyl, 0.62d, Nat, 3-37
 Clamp, Cable, Ss, 0.50D X 0.50W [Insul], 2-25, 3-15
 Clamp, Cable, Stil, 0.63d X 0.50w, 1hole, 3-33
 Clamp, Cable, Stil, 0.75d X 0.75w, 1hole, 3-23
 Clamp, Cable, Stil, 0.9x1.8x0.62w, 1hole, 2-7, 2-17, 2-19
 Clamp, Cable, Stil, 1.00d X 0.75w, 1hole, 2-7, 3-37
 Clamp, Hose, Wormdrive, 0.25-0.62d, .31w, 3-15, 3-17, 3-27, 4-3
 Clamp, Hose, Wormdrive, 0.31-0.88d, .31w, 2-25, 2-49, 3-27, 3-33, 4-3
 Clamp, Hose, Wormdrive, 0.56-1.06d, .56w, 2-25, 2-27
 Clamp, Hose, Wormdrive, 2.62-3.50d, 3-15, 3-27
 Clamp, Hose, Wormdrive, 4.63-5.50, 0.5w, 2-35
 Clamp, Hose, Wormdrive, 5.56-6.50d, .56w, 2-37
 Clamp, Pivot, Link, 2-41
 Clevis, 0.31d X 0.75l, 2-31, 2-33
 Clip, Hose, Plstc 1.88-2.12, 2-35
 Clip, Tie, 0.25d, Plstc, 2-21, 2-45, 3-7, 3-27, 3-45, 3-47
 Connector, Battery, 6ga 50a, Gray[2cont], 3-40, 3-41
 Contactor, 36vdc, No, 2-47
 Controlbox Assy, Telem [3G, Intl], 3-37
 Controlbox Assy, Telem [Usa, 3G], 3-37
 Controller, 36vdc, 200a [Ac Propel], 2-21
 Cord, Chrgr, Ele [European], 3-47
 Cord, Chrgr, Ele [European], 3-41
 Cord, Chrgr, Ele, [Japanese], 3-41
 Cord, Extn, 16ga /3, 10ft [Sjt], 3-40
 Cord, Power, 1.0mm2/3 Blk[2.5Meter, Australia], 3-47
 Cord, Power, 14/3, 15A, 15ft Blk [Us], 3-45
 Coupling, Sqge, 2-41
 Cover, Access, Chrgr, Trimmed, 3-45
 Cover, Access, Vacfan, Trimmed, 3-33
 Cover, Belt, 2-29
 Cover, Box, Circuitboard, 2-45
 Cover, Box, Connector, 4-5

Cover, Fan, Vacuum, 2-37
 Cover, Module, Light, 3-5
 Cover, Motor, Drive, 4-5
 Cover, Motor, Sba, Afmkt [T12], 3-21
 Cover, Plstc, Hub, Alm, 4-5
 Cover, Recovery Tank, Afmkt [T12], 2-35
 Cuff, Adapter, 1.75 X 2.00, Pvc, 3-35

D

Debris Tray, Cyl, Afmkt [T12], 2-27
 Device, Centering, Clip On, Ti [Gf Pp], 2-3
 Device, Centering, Clip On, TI [Gf Pp], 2-5
 Diode, Ele, Plug, 2-45, 3-33
 Disk, Driver,)Pad, W/Face, 13.0D, 2-5
 Disk, Driver, Pad, W/Face, 16.0D, 2-3
 Door, Brush, 2-29
 Door, Casting, Squeegee, Lh, 2-33
 Door, Casting, Squeegee, Rh, 2-31
 Driver Assy, Pad, 13.0D, 2-5
 Driver Assy, Pad, 13.0d (Replaced by 1220243), 2-5
 Driver Assy, Pad, 16.
 (Replaced by 1220199), 2-3
 Driver Assy, Pad, 16.0D, 2-3
 Duct, Outlet, Heat, 3-45, 3-47
 Dvd, Operator [T12], 3-52

E

Ec-H2o Module Kit, Afmkt [T12], 4-3
 Ech20 Module, Afmkt [T12] (See Breakdowns), 3-15
 Electrode, 5 Plate, High Flow, 4-3
 Electrode, Cylindrical, 4-3
 Extinguisher, Fire, 2.5 Lb Dry, 3-50

F

Fan, Vac, 6.6 Dia, Ametek, 2-37
 Fastener, 09.00l [Hook & Loop], 3-15
 Fastener, 25.0 [Hook & Loop], 2-37
 Filter, Panl, Dust, 2.3 X 04.5 X 06.4, 2-35
 Filter, Soltn, 020Mesh, Pm12 3.1D 02.6L, 2-39
 Filter, Soltn, 080 Mesh, Pm12 3.2d 6.0l, 3-15
 Fitting Assy, Soltn, Bh, 2-39
 Fitting, Brs, E90, Bm06/Pm06, Short, 3-33
 Fitting, Brs, E90, Em08/Pm06, 3-33
 Fitting, Brs, E90, Pf06/Pm06, Splc, 3-33
 Fitting, Brs, Str, Bm06/Pm02, 4-3
 Fitting, Brs, Str, Pf06/Pm12, 3-33
 Fitting, Brs, Str, Pm02, Plug [Skhd], 3-15
 Fitting, Plstc, E90, Bm04 Cplg Male, 3-15
 Fitting, Plstc, E90, Bm04/Pm04, Nyl, 3-17
 Fitting, Plstc, E90, Bm05/Pm02, Nyl, 4-3
 Fitting, Plstc, E90, Bm06/Pm04, Nyl, 3-15
 Fitting, Plstc, E90, Bm06/Pm06, Nyl, 3-15, 3-27
 Fitting, Plstc, E90, Bm08/Pm06, 3-33
 Fitting, Plstc, E90, Bm10/Bm10, 2-25, 3-27

Fitting, Plstc, E90, Bm10/Pm08, 2-25, 2-27
 Fitting, Plstc, Pf04/Pf04/Pf04, 3-17
 Fitting, Plstc, Rst, 3-17
 Fitting, Plstc, Rst, Main Head, 3-17
 Fitting, Plstc, Str, Bm04, Cplg, Male, 3-15, 3-17
 Fitting, Plstc, Str, Bm04, Cplg, Fem[Tco], 3-17
 Fitting, Plstc, Str, Bm04/Bm04, 3-15, 3-17
 Fitting, Plstc, Str, Bm04/Bm06, 3-17
 Fitting, Plstc, Str, Bm05, Cplg, Fem, 3-15, 3-17
 Fitting, Plstc, Str, Bm06, Cplg, Fem, 3-15, 3-27
 Fitting, Plstc, Str, Bm06, Cplg, Male, 3-15
 Fitting, Plstc, Str, Bm06, Mplg, Male, 3-27
 Fitting, Plstc, Str, Bm06/Bm06, 3-27
 Fitting, Plstc, Str, Bm06/Pm06, 3-15
 Fitting, Plstc, Str, Bm10/Pm06, Nyl, 3-27
 Fitting, Plstc, Str, Pm04, Cplg, Mal[Tco], 3-17
 Fitting, Plstc, Str, Pm04/Pm04, 3-17
 Fitting, Plstc, Tee, Bm04/Bm04/Bm04, 3-15
 Fitting, Plug, Pm06, Nyl, 2-39
 Fitting, Stil, Pm04/Pm02/Pm04/Pm02, Spcl, 3-15
 Fitting, Stil, Str, Bm06/Pm06, Swivel, 3-33
 Fitting, Swivel, Str, Pm06/Pm06, Brs, 3-33
 Frame Wldt [T12], 2-7
 Frame, Sqge, Inner, 2-43
 Frame, Sqge, Outer, 2-43
 Frame, Sqge, Side, Lh, 2-33
 Frame, Sqge, Side, Rh, 2-31
 Fuse, 080a, 0.88 2.4l, 125volt, Slow-Blow, 2-47
 Fuse, 15a, Replmt, 3-45, 3-47
 Fuse. 002A. 250Vdc, Cartridge, 3-37

G

Gas spring, 35lb, 8.0strk, 2-15
 Gasket, Base, Module, 3-5
 Gasket, Cover, Belt, 2-29
 Gasket, Cover, Circuitboard, 2-45
 Gasket, Ure, .50, 03.74w 05.31l, Adh, 2-35
 Grip, Handle, .25d .90l Yel, 2-11
 Grip, Lock, 2-43
 Grommet, Blind, 4-3
 Grommet, Rbr, 0.62id, F/0.9h, .12 Matl, 3-7
 Guard Wldt, Top, Ohg, 3-13
 Guard, Light, Revl / Strobe, 3-7
 Guide, Hose, Hdpe [Cassoday], 3-33

H

Handle Assy, Latch, Seat, 2-15
 Handle Kit, Wand, Afmkt, 3-35
 Handle, Container, 2-11
 Handle, Latch, 2-15
 Harness, Cable, Propel Motor [T12], 2-58

Harness, Ele [Ec-H20, T12], 3-19
 Harness, Ele, [Telemetry T12], 3-37
 Harness, Ele, Ech2o [T12 Module], 4-3
 Harness, Ele, Ohg [T12], 3-7
 Harness, Main, Ele [T12], 2-58
 Harness, Side Brush, Ele [T12], 3-31
 Harness, Wire, Adapter [Deutsch, Dtp], 2-29
 Harness, Wire, Alarm / Light [T16], 3-5
 Harness, Wire, Propel Motor [T12], 2-58
 Harness, Ele, Seat [T12], 2-58
 Head Wldt, Scb, Cyl, 2-27
 Head Wldt, Scrbr, Disc, 2-25
 Hinge, Brush Door, Bent, 2-9
 Hook Wldt, Latch, 2-31, 2-33, 2-43
 Hook, Nozzle, Hdpe, 3-33
 Horn, 36vdc, 110dba, 2-7
 Hose Assy, Drain, 2.0 Id X 26.2l, Blk (Recovery Tank), 2-35
 Hose Assy, Drain, 2.0 Id X 32.2 L, Blk (Solution Tank), 2-35
 Hose Assy, Sqge, W/2cuff [Cassoday], 3-35
 Hose, Afmkt, Pvc, Brd, 0.25id, 01Ft, 3-17
 Hose, Afmkt, Pvc, Brd, 0.25id, 03Ft, 3-15
 Hose, Afmkt, Pvc, Brd, 0.25id, 08Ft, 3-15, 3-17
 Hose, Afmkt, Pvc, Brd, 0.38id, 01ft, Clr, 3-15
 Hose, Afmkt, Pvc, Brd, 0.38id, 02ft, Clr, 3-15
 Hose, Afmkt, Pvc, Brd, 0.38id, 03ft, Clr, 3-15, 3-27
 Hose, Afmkt, Pvc, Brd, 0.38id, 08ft, Clr, 3-27
 Hose, Afmkt, Pvc, Brd, 0.50id, 03ft, Clr, 2-49
 Hose, Afmkt, Pvc, Brd, 0.62id, 01ft, Clr, 3-27
 Hose, Afmkt, Pvc, Brd, 0.62id, 03ft, Clr, 2-25, 2-27
 Hose, Afmkt, Pvc, Brd, 01Ft, Clr, 4-3
 Hose, Pvc, Brd, 0.38id, 01Ft, Clr, 4-3
 Hose, Rbr, 0.38id, Bulk, Blk [Push-Lok], 3-33
 Hose, Spray, Afmkt [T12], 3-33
 Hose, Vacuum, 1.75id X 68.6l, 2 Cuff, 2-37
 Housing, Bottom, 4-3
 Housing, Sqge, Holder, Wheel, F/609648, 3-35
 Housing, Upper, Module, High Flow, 4-3
 Hub, Alm, 4-5
 Hub, Drive, Brush, Disk, 0.75b [6t], 2-25, 3-21
 Hub, Drive, Brush, Disk, 3hole 5.8bc, 2-3, 2-5
 Hub, Drive, Brush, Disk, 3hole 5.8bc[6t], 2-3

I

Inductor, 12.7Mmid [156 Imp At 25Mz] (Australia Only), 2-37
 Inductor, 18Mmid [156 Imp At 25Mhz] (Australia Only), 2-21
 Inductor, 25Mmid [218 Imp At 25Mhz] (Australia Only), 2-21
 Instr Panel, Pod, Afmkt [T12], 2-19
 Instr, Use&Care, Wallchart [T12], 3-52
 Insulation, Acstc, 0.5, 10.4 X 13.0 C-0, 2-37
 Iron Gray S/G
 Enamel12.8oz[1cm101-00517], 1-1

K

Key, ignition, Sgl, 1-1, 2-17, 2-19
 Key, Sq, 0.19 X 0.19, 0.50l, 2-29
 Key, Sq, 0.19 X 0.19, 0.75l, 2-29
 Key, Sq, 0.19 X 0.19, 1.00l, 2-17, 2-19
 Key, Sq, 0.25 X 0.25, 1.00l, 2-25, 3-21
 Key, Sq, 05mm X 05mm, 25mml, 2-29
 Knob Assy, Star, 3.21d 5ear M12, 2-41

L

Label Set, Info/Hzrd [T12], 2-59
 Label Set, Info/Hzrd, Tj [T12] (Japan Only), 2-59
 Label, Circuitbreaker, 2-21, 2-47
 Label, Date Code [Ec-H2o], 4-3
 Label, Direction [Ec-H2o], 4-3
 Label, Hzrd, Flammable Matl, Na, 2-59
 Label, Hzrd, Flammable Matl, Tj (Japan Only), 2-59
 Label, Logo [T12], 2-59
 Label, Logo, 12.3l 4color [Ec-H2o], 2-59
 Label, Module [Nsf, Ec-H2o], 4-3
 Label, Opertnl, Console, Lh, 2-17, 2-19
 Label, Opertnl, Console, Rh, 2-19
 Label, Opertnl, Telem [Fcc/lc], 3-37
 Label, Opertnl, Vacuum Wand Handle, 3-35
 Label, Tag, Battery [Hydrolink Watering], 3-49
 Lamp, Bulb, Strobe, 3-5, 3-7
 Latch, 2-15, 2-21
 Latch, Cmpr, Yel Grip, 2-31, 2-33
 Latch, Compression, Sqge, Sba, 3-21
 Latch, Draw, Rbr, W/ Keeper, Fr/49800, 3-51
 Lens, Amb, F/ Revl / Flasher, 3-5, 3-7
 Lens, Blu, F/ Revl / Flasher, 3-5, 3-7
 Lens, Red, F/ Revl / Flasher, 3-5, 3-7
 Lift channel Kit, Sba, Afmkt [T12], 3-23
 Light Assy, Led, 3-5
 Light Assy, Pre-Sweep, Afmkt, 3-3
 Light kit, Strobe, Module, Ci [T12], 3-5
 Light Kit, Warning, Ohg, Ci [T12], 3-7
 Light, Strobe, Amb, 12-48vdc, Rwk, 3-5, 3-7

CROSS REFERENCE

Link Wldt, Oprtr Station, 2-11
 Link, Chain, Rlr, 35, 2-19
 Link, Head Scb, 2-23
 Link, Oprtr Station, 2-11
 Link, Tensioner, Spring, 2-41
 Link, Upper, 3-23
 Lip, Tray, Debris, 2-27

M

Magnet, Latch, Brush Door, 2-9
 Manifold Kit, Sys, Water, Battery, Di, 3-48
 Manifold, Soltn, Sba, 3-27
 Manifold, Sys, Water, Battery, 3-48
 Manual, Oprtr [T12 Ele, Cn], 3-52
 Manual, Oprtr [T12 Ele, En, Na], 3-52
 Manual, Oprtr [T12 Ele, Es, Na], 3-52
 Manual, Oprtr [T12 Ele, Fr, Na], 3-52
 Manual, Oprtr [T12 Ele, Jp], 3-52
 Manual, Oprtr [T12 Ele, Ptb], 3-52
 Manual, Parts [T12 Ele, En, Na/Int]
 (S/N 1000000-1999999), 3-52
 Manual, Parts [T12 Ele, EN]
 (S/N 3000000-3999999), 3-52
 Manual, Service Info [T12 Ele, En], 3-52
 Molding, Afmkt, Trim, Pvc, .08 .11, 01Ft,
 2-23
 Molding, Afmkt, Trim, Pvc, .08 .11, 02ft,
 3-45, 3-47
 Motor Assy, Ac, Drive, Complt, 4-5
 Motor, Ele, 36vdc 0315rpm, 2-25
 Motor, Ele, 36vdc 0320rpm 0.63hp Gear,
 3-21
 Motor, ele, 36Vdc 1750rpm 1.00hp 22.0a,
 4-6
 Motor, Ele, 36vdc 1750rpm 1.00hp 22.0a
 (See Breakdowns), 2-29
 Muffler, Vacfan, 11.0 L, 2-37

N

Nameplate, Tennant, Domed 7.0in, 2-59
 Nozzle, Spray, Gun, 3-33
 Nut, Compression, 2.25-12, Abs, 3-35
 Nut, Hex, Flexlock, .31-18, 2-49, 3-39
 Nut, Hex, Flng, M5 X 0.80, 3-27
 Nut, Hex, Flng, M8 X 1.25, 2-19
 Nut, Hex, Jam, .25-20, 2-9, 2-11, 2-15
 Nut, Hex, Jam, 1.12-12, 2-19
 Nut, Hex, Jam, M10 X 1.5, [Din439], 3-23
 Nut, Hex, Jam, M4 X 0.70, Ss, 3-29
 Nut, Hex, Lock, .31-18, Ni, Ss, 2-13, 2-15
 Nut, Hex, Lock, #06-32, Ni, 2-47
 Nut, Hex, Lock, M10 X 1.5, Ni, 3-13
 Nut, Hex, Lock, M10 X 1.5, Ni, Ss, 2-39,
 2-41, 3-9, 3-23
 Nut, Hex, Lock, M12 X 1.75, Ni, 2-17
 Nut, Hex, Lock, M4 X 0.70, Ni, Ss, 3-33,
 4-3
 Nut, Hex, Lock, M5 X 0.80, Ni, 3-5, 3-7,
 3-37

Nut, Hex, Lock, M5 X 0.80, Ni, Ss, 2-15,
 2-47, 3-9, 3-45, 3-47, 3-50
 Nut, Hex, Lock, M6 X 1.00, Ni, 2-11, 2-25,
 2-31, 2-33, 3-33
 Nut, Hex, Lock, M6 X 1.00, Ni, Ss, 2-11,
 2-15, 3-21, 3-33, 3-37
 Nut, Hex, Lock, M8 X 1.25, Ni, 2-17, 2-19,
 3-33
 Nut, Hex, Lock, M8 X 1.25, Ni, Ss, 2-9,
 2-23, 2-41, 2-43, 3-21, 3-23, 3-37
 Nut, Hex, Std, .25-20, 2-47
 Nut, Hex, Std, M3 X 0, 2-47
 Nut, Hex, Std, M5 X 0.80, Brs, 2-45
 Nut, Hex, Std, M6 X 1.00, Brs, 2-45
 Nut, Hex, Std, M8 X 1, 2-27, 2-43
 Nut, T, M10 X 1.50 X 0.62od X 0.5l, 2-43
 Nut, T, M8 X 1.25, 2-31, 2-33

O

Off Whites/G
 Acrylic12.8oz[Acm101-00171], 1-1
 Ohg Kit W/O Bumper, Ci [T12], 3-13

P

Pad, Buff, 13.0d, Red [1pick=1pad], 2-5
 Pad, Buff, 16.0d, Red [1pick=1pad], 2-3
 Pad, Polish, 13.0d, White [1pick=1pad],
 2-5
 Pad, Polish, 16.0d, White [1pick=1pad],
 2-3
 Pad, Scrubbing, 13.0d, Blue, 2-5
 Pad, Scrubbing, 16.0d, Blu [1pick=1pad],
 2-3
 Pad, Stop, Rbr, 2-23
 Pad, Stripping, 13.0d, Brown[1pick=1pad],
 2-5
 Pad, Stripping, 16.0d, Brown[1pick=1pad],
 2-3
 Pad, Stripping, 16.0d[Hi Prod, Black,
 1pick=1pad, 2-3
 Pad, Surf Prep, 13.0d [Mar, 1pick=1pad],
 2-5
 Pad, Surf Prep, 16.0d [Maroon,
 1pick=1pad], 2-3
 Paint, Airdry, Blk, 12oz, 1-1
 Paint, Airdry, Gray, 12oz [Enamel], 1-1
 Panel kit, Cntrl, Replmt [T12], 2-17
 Panel, Access, Front, Afmkt [Jp], 2-21
 Panel, Access, Front, Afmkt [T12], 2-21
 Panel, Console, Lh, 2-17, 2-19
 Panel, Console, Rh, 2-19
 Panel, Door, Lh, 2-9
 Panel, Door, Rh, 2-9
 Part Kit, Station, Oprtn, Plstc [2Pc=1Kit],
 2-11
 Pawl, Ratchet, 3-33
 Pedal Assy, Accelerator, Brake, 4-7
 Pedal Assy, Accelerator, Brake (See
 Breakdowns), 2-21
 Pedal, Brake, W/ Tread, 4-7

Pedal, Propel, W/ Tread, 4-7
 Pin, 0.63d, 02.0l [W/Cbore, M8 Screw],
 2-43
 Pin, Axle, Brg, 3-35
 Pin, Clevis, 0.37d X 1.00l, 2-31, 2-33
 Pin, Clevis, 0.37d X 2.00l, 2-23, 3-23
 Pin, Clevis, 0.37d X 3.25l, 2-9
 Pin, Clevis, 0.37d X 5.00l, 2-25, 2-27
 Pin, Clevis, 0.37d X 5.25l, 2-41
 Pin, Clevis, 0.38d X 1.13l, 3-23
 Pin, Clevis, 0.38d X 2.50l, 2-23
 Pin, Clevis, 0.50d X 2.25l, 2-41
 Pin, Clevis, 10mmd X, 2-41
 Pin, Cotter, .156 X 1.25, 2-25, 2-27
 Pin, Cotter, Hair, 0.31d .058 Wir, 2-15
 Pin, Cotter, Hair, 0.38d .093 Wir, 2-9, 2-23,
 2-31, 2-33, 2-41, 3-23
 Pin, Grvd, 0.75d 01.90l, 1/0.59 [Btwn],
 3-29
 Pin, Hitch, .375d X 3.12l, Pl, 3-9
 Pin, Pivot, Sba, 3-23
 Pin, Roll, .094d X 0.25l, .094/.097, 2-29
 Pivot Arm Kit, Sba, Afmkt [T12], 3-23
 Pivot Wldt, 2-23
 Pivot, Lift, 2-23
 Plate Wldt, Brg, 2-19
 Plate Wldt, Deck, Sba, 3-21
 Plate Wldt, Mtg, Electronic Component,
 2-45
 Plate Wldt, Mtg, Extinguisher, 3-50
 Plate Wldt, Mtg, Hose-Reel [Cassoday],
 3-33
 Plate Wldt, Mtg, W/Label, Aftmkt, JP, 2-11
 Plate Wldt, Mtg, W/Label, Aftmkt, Na, 2-11
 Plate Wldt, Sppt, Brg, 2-19
 Plate, Arm, Prop, 2-35
 Plate, Backing, Roller, 2-9
 Plate, Backing, Switch, 2-47
 Plate, Electrical, 2-47
 Plate, Latch, 2-9
 Plate, Lintel Backing, 2-17
 Plate, Mtg, Gasket, 2-35
 Plate, Mtg, Heat Duct, 3-45, 3-47
 Plate, Mtg, Hose Reel, 3-33
 Plate, Side, Scrubhead, Lh, 2-29
 Plate, Side, Scrubhead, Rh, 2-29
 Plate, Sppt, 3-21
 Plug Assy, Idler, Brush, 2-29
 Plug, Adapter, Port, 3-35
 Plug, Drive, Brush, Mach, 2-29
 Plug, Hole, Rnd, 0.25H 0.43L, Brb, Nyl,
 2-35
 Plug, Hole, Rnd, 1.25h .18, Blk Stl, 3-11
 Plug, Hole, Rt, Rocker Switch, .87 X 1.7,
 2-17, 2-19
 Plug, Idler, Brush [Sgl Brg], 2-29
 Pulley, Tension, 4-4
 Pump Kit, Fill, Battery, 3-49
 Pump Kit, Fill, Battery, 36vdc, Ci[Trojan],
 3-49
 Pump, Soltn, 36vdc, 3-27
 Pump, Soltn, Ele, 36vdc, 45psi, 3-33
 Pump, Soltn, Ele, 36vdc, 60psi, 3-15

R

Recovery Tank, Afmkt [T12], 2-35
 Recovery Tank, Afmkt, Jp [T12], 2-35
 Reel Assy, Hose, Small, 3-33
 Relay, 36Vdc, 005A, Spdt No [Greenwich], 3-5
 Retainer Wildt, Sqge, Sba, 3-21
 Retainer Wildt, Sqge, Sba, With Latch, 3-21
 Retainer, Blade, Sqge, 14.2l (Set of 2), 3-35
 Ring, Compression, 3-35
 Ring, Mtg, Sqge, .38l, 2-43
 Ring, Retaining F/1055257, 4-5
 Ring, Retaining, Ext, 0.59d, Basic, 2-29
 Ring, Retaining, Ext, 1.00d, Basic, 3-33
 Ring, Retaining, Ext, 1.12d, 2-19
 Ring, Retaining, Ext, 1.375od, 2-7
 Rivet, Blind, .125d X 0.44 X .25d, Alm, 3-35
 Rivet, Blind, .188d X 0.45 X .62d, Alm, 2-27
 Rivet, Blind, .188d X 0.53 X .62d, Alm, 3-35
 Rod-End, M10 X 1.5rh Fem M10 X 1.5stud, 3-23
 Rod, Sppt, 2-7
 Rod, Thrd, 2end, M8x1.25/ M10x1.5 04.7l, 2-43
 Rod, Thrd, Full, .25-20 01.5l, 2-47

S

Screen, Vacuum, 2-35
 Screw Kit, 4-5
 Screw, Flt, M6 X 1.0 X 20, Ss, 2-31, 2-33
 Screw, Flt, Soc, M10 X 1.50 X 20, 10.9, Ni, 2-29
 Screw, Flt, Soc, M8 X 1.25 X 20, 18-8, Ss, 2-31, 2-33
 Screw, Hex, .25-20 X 0.50, G5, 3-5
 Screw, Hex, .25-20 X 0.50, Ni, 2-47
 Screw, Hex, .31-18 X 1.38, Ss, Ni, 2-13, 2-15
 Screw, Hex, .38-16 X 1.00, Ss, 3-9
 Screw, Hex, M10 X 1.5, 2-19
 Screw, Hex, M10 X 1.50 X 25, Ss, 2-7, 2-9, 3-9, 3-25
 Screw, Hex, M10 X 1.50 X 30, 8.8, 3-13
 Screw, Hex, M10 X 1.50 X 30, Ss, 2-7, 2-39, 3-9, 3-25
 Screw, Hex, M10 X 1.50 X 80, 8.8, 3-9
 Screw, Hex, M10x 1.50 x 25, 8.8, 2-21
 Screw, Hex, M12 X 1.75 X 30, Ss, 3-11, 3-23, 3-25
 Screw, hex, m4 X 0.70 X 10, Fmg, 2-37
 Screw, Hex, M4 X 0.70 X 50, Ss, 4-3
 Screw, Hex, M5 X 0.80 X 10, Fmg, 2-25, 2-27, 3-15
 Screw, Hex, M5 X 0.80 X 12, Ss, 2-47, 3-15, 3-17, 3-27, 3-45, 3-47, 3-50

Screw, Hex, M5 X 0.80 X 16, Ss, 2-15, 2-45, 3-37
 Screw, Hex, M5 X 0.80 X 20, 8.8, 3-9
 Screw, Hex, M6 X 1.00 X 10, 8.8, 2-9
 Screw, Hex, M6 X 1.00 X 12, Fmg, 3-7
 Screw, Hex, M6 X 1.00 X 12, Ss, 3-29, 3-33
 Screw, Hex, m6 X 1.00 X 16, Sems, Ss, 2-19
 Screw, Hex, M6 X 1.00 X 16, Ss, 2-37
 Screw, Hex, M6 X 1.00 X 16, Ss, Sems, 2-7, 2-15, 2-29, 2-45, 3-15
 Screw, Hex, M6 X 1.00 X 20, 8.8, 3-33
 Screw, Hex, M6 X 1.00 X 20, Ss, 2-11, 2-27, 2-29, 2-37, 3-33, 3-50
 Screw, Hex, M6 X 1.00 X 25, Ss, 2-25, 3-33
 Screw, Hex, M8 X 1.25 X 120, 8.8, Fl, 3-23
 Screw, Hex, M8 X 1.25 X 140, Ss, 2-23
 Screw, Hex, M8 X 1.25 X 16, 8.8, 2-19
 Screw, Hex, M8 X 1.25 X 16, Ss, 2-21, 3-21
 Screw, Hex, M8 X 1.25 X 20, 8.8, 2-17, 2-19
 Screw, Hex, M8 X 1.25 X 20, Ss, 3-21
 Screw, Hex, M8 X 1.25 X 20, Ss, Sems, 2-7, 2-9, 2-11, 2-15, 2-21, 2-29, 2-35, 2-39, 2-45, 2-47, 3-5, 3-13, 3-15, 3-25, 3-27, 3-33, 3-37
 Screw, Hex, M8 X 1.25 X 25, 8.8, 2-17, 2-19
 Screw, Hex, M8 X 1.25 X 25, Ss, 2-25, 2-41, 3-23, 3-25
 Screw, Hex, M8 X 1.25 X 25, Ss, Ni, 2-35
 Screw, Hex, M8 X 1.25 X 30, Ss, 2-7, 2-23, 2-25, 2-41, 3-11, 3-21, 3-45, 3-47
 Screw, Hex, M8 X 1.25 X 35, Ni, Ss, 2-35
 Screw, Hex, M8 X 1.25 X 40, 8.8, Fl, 3-13
 Screw, Hex, M8 X 1.25 X 40, Ss, 2-11, 2-23, 3-23
 Screw, Hex, M8 X 1.25 X 45, Ss, 3-21
 Screw, Hex, M8 X 1.25 X 50, Ss, 2-43
 Screw, Pan, 06- X 0.38, F/ Plstc, 3-35
 Screw, Pan, 12-16 X 0.50, F/ Plstc, 3-51
 Screw, Pan, Phl, 06 X 0.50, Fmg/Ab, Blk, 2-17, 2-19, 2-35, 3-3, 3-51
 Screw, Pan, Phl, 06-20 X 0.50, Fmg/Ab, 3-5
 Screw, Pan, Phl, 06-32 x 0.38, Shmtl, Ss, 2-45
 Screw, Pan, Phl, 06-32 X 1.00, G1, 2-47
 Screw, Pan, Phl, 08-16 X 0.25, F/Plstc, 2-9
 Screw, Pan, Phl, 10-14 X 0.75, F/Plstc, 2-5
 Screw, Pan, Phl, M3 X 0.50 X 10, 4.8, 3-3
 Screw, Pan, Phl, M3 X 0.50 X 20, 4.8, 2-47
 Screw, Pan, Phl, M4 X 0.70 X 10, Ss, 2-35
 Screw, Pan, Phl, M4 X 0.70 X 16, Ss, 2-21, 2-45, 3-29
 Screw, Pan, Phl, M4 X 0.70 X 20, Ss, 3-33, 3-37
 Screw, Pan, Phl, M4 X 0.70 X 25, 4.8, 2-45

Screw, Pan, Phl, M4 X 0.70 X 35, Ss, 2-3
 Screw, Pan, Phl, M5 X 0.80 X 16, 4.8, 3-5, 3-7, 3-45, 3-47
 Screw, Pan, Phl, M5 X 0.80 X 16, Tcut, Ss, 4-3
 Screw, Pan, Phl, M5 X 0.80 X 20, 4.8, 2-45
 Screw, Pan, Phl, M6 X 1.00 X 25, 4.8, 2-11
 Screw, Pan, Phl, M6 X 1.00 X 35, 4.8, 2-47
 Screw, Pan, Phl, M6 X 1.00 X 35, Ss, 2-3, 2-5
 Screw, Pan, Phl, M8 X 1.25 X 20, 4.8, 2-35
 Screw, Set, M6 X 1.00 X 8, Ni, 2-19
 Screw, Set, Soc, 08-32 X 0.25, Ni, 2-29
 Screw, Soc, M10X1.50X35, 12.9, 2-7
 Screw, Soc, M8 X 1.25 X 25, 12.9, 3-23
 Seal, Afmkt, Bulb, Dual, 08ft [F/30gap], 2-35
 Seal, Foam, 0.50 0.75w 8.0l, Pvc, Adh, 3-45, 3-47
 Seal, Ring, 4-5
 Seat Kit, Deluxe, Ci [T12], 2-15
 Seat, Dlx, W/ Armrests & Seatbelt, 2-15
 Seat, Std [Milsco], 2-13
 Sensor, Level, Liq, 14vdc 01a .62-11, 2-35
 Sensor, Level, Liq, 30watt, Spst, 2-39
 Sensor, Position [Hall], 4-7
 Shaft Assy, Steering [T12], 2-19
 Shaft Assy, Steering, Basic, 2-17
 Shaft, Drive, 2-29
 Shaft, Plug, Idler, 2-29
 Sheave, 07grv, 1.22pd 0.55b [Pj], 2-29
 Sheave, 07grv, 2.96pd 0.63b [Pj], 2-29
 Shroud, Front, Afmkt [T12], 2-21
 Shunt, 050mv 250a, 3-37
 Side Cover, Std, Afmkt [T12], 2-45
 Side Panel Assy, Cyl, Lh, Afmkt [T12], 2-29
 Side Panel Assy, Cyl, Rh, Afmkt [T12], 2-29
 Silicone Cap, Afmkt [ec-H2O], 3-15
 Skirt, Rbr, Front, Disc, 2-25
 Skirt, Rbr, Front, Disc (Disc Scrub Head), 1-1
 Skirt, Rbr, Rear, Disc, 2-25
 Sleeve, 0.334b 0.494d 4.00l Stl Pl, 3-23
 Sleeve, Flange, 2-11
 Sleeve, Flng, 0.32b 1.00/0.50d 0.6l, Ss, 2-41
 Sleeve, Nyl, 1.22id 35.0l, 2-7
 Sleeve, P/M, 0.25b 0.38d 0.1l [430ss], 2-15
 Sleeve, P/M, 0.25b 0.38d 0.3l, Pl, 2-37
 Sleeve, P/M, 0.32b 0.44d 0.2l [430ss], 2-35
 Sleeve, P/M, 0.32b 0.50d 0.3l [430ss], 2-23, 3-23
 Sleeve, P/M, 0.32b 0.50d 0.5l [430ss], 2-15
 Sleeve, P/M, 0.32b 0.50d 0.7l [430ss], 3-45, 3-47
 Sleeve, P/M, 0.34b 0.63d 0.4l, Ss / Oil, 2-35

CROSS REFERENCE

Sleeve, P/M, 0.34b 0.63d 0.6l, Bnz, 2-23, 3-21
 Sleeve, P/M, 0.34b 0.63d 1.2l, Bnz, 2-43
 Sleeve, P/M, Fing, 0.33b 0.75/0.50d 0.8l, 2-35
 Solution Tank, Afmkt [T12], 2-39
 Spacer, Alm, 4-5
 Spacer, Battery, Foam, 2.00 X 2.0 X 11.0, 2-49
 Spacer, Blade, 3-21
 Spacer, Rnd, .38b .88d .38l, 2-13, 2-15
 Spray Hose Kit, Ci [T12], 3-33
 Spring Assy, Replmt, Afmkt [T12], 3-23
 Spring, Cmpr, .73od 2.5l, 2-23
 Spring, Cmpr, 0.98od .13wir 01.3l, Ss, 2-43
 Spring, Extn, 0.35od 0.05wir 02.8l, 4-7
 Spring, Extn, 0.50od 0.07wir 03.0l, 4-7
 Spring, Extn, 0.75od 0.10wir 03.0l, 2-31, 2-33
 Spring, Extn, 1.26od 0.162wir 03.3l, 2-41
 Spring, Retaining, Brush, 2-5
 Spring, Tors, 0.55id .05wir 04.0coil, 4-7
 Spring, Torsion, Hose Reel, 3-33
 Spring, Wir, 0.16d, Brush Retaining, 2-3, 2-5
 Sprocket Kit, 0.75b, Afmkt [T12], 2-19
 Sprocket Kit, 1.12b, Afmkt [T12], 2-19
 Squeegee Kit, Rear, Ci [T12], 2-43
 Squeegee Wldt, Holder, Sba, 3-21
 Squeegee, Hand, 3-35
 Stabilizer Wldt [Cassoday], 2-7
 Stand-Off, Wir, 0.25, Insulator, Panel, 2-47
 Steer-Control Assy, Wheel Drive, 4-4
 Steer-Control Assy, Wheel Drive (See Breakdown), 2-7
 Strap Wldt, Sqge, 2-31, 2-33
 Strap, Retainer, Handle, 3-35
 Strap, Static, W/Grommet, .19 1.1w 25.0l, 2-7
 Strip, Retainer, Front, 2-25
 Strip, Skirt, Rear, Disc, 2-25
 Strip, Skirt, Rear, Disc (Disc Scrub Head), 1-1
 Stud, Ball, .39d .31-18, 2-15
 Support Wldt, Guard, Lh, 3-9
 Support Wldt, Guard, Rh, 3-9
 Support, Circuitboard, 2-45, 3-29
 Support, Circuitboard [0.5"], 2-45
 Switch, Ignition [Merit Gmbh], 2-17, 2-19
 Switch, Press, 20psi, Pm02, 3-15
 Switch, Rocker, Dpdt, On / None / On, 2-17, 2-19, 3-33
 Switch, Rocker, Dpst, On / None / On, 3-29
 Switch, Rocker, Prgrsv, 3-3, 3-5, 3-7
 Switch, Rocker, Spst, Mom, 4-3
 Switch, Safety, Shutoff, 2-17, 2-19
 Switch, Seat, No [Delta 6440-04], 2-13, 2-15
 Switch, Snap, 15a, Rlr, 2-47

T

Teal Blue S/G
 Enamel12.8oz[lcm101-70266], 1-1
 Tie, Cable, 6.0l, 1.25d Max, 3-45, 3-47
 Tie, Cable, Nyl, 07.3l .19w 1.8 Max D, 3-5
 Tie, Cable, Nyl, 11.0l, .14w, 3.0 Max. D, 2-7, 2-21, 2-37, 2-45, 2-49, 3-7, 3-27, 3-39, 3-49, 4-3
 Tie, Cable, Nyl, 11.4l .19w 3.0 Max D, 3-5
 Tire Assy, Solid, 300mm X 100mm, Ure, 2-7
 Tire Kit, Puller, 4-5
 Tool, Belt, Cyl Head, Afmkt [T12] (Cylindrical Scrub Head), 1-1
 Tool, Installation, Belt, 1-1, 2-29
 Track, Slide, Seat Adj, 12.5l, 2-13, 2-15
 Track, Slide, Seat Adj, 12.5l, W/Latch, 2-13, 2-15
 Tray Wldt, Battery, 2-49
 Tray, Debris, 2-35
 Tube Wldt, Bmpr, 3-11
 Tube Wldt, Guard, Lh, 3-13
 Tube Wldt, Guard, Rh, 3-13
 Tube, 0.59id 0.81od 00.5l, 2-29
 Tube, Bumper, 2-23
 Tube, Column, Steering, 2-19
 Tube, Distribution, Disc, 2-25
 Tube, Distribution, T12, 2-27
 Tube, Guard, Pntd, 3-9
 Tube, Water, Battery, 36vdc [Trojan], 3-49
 Turnbuckle Replmt, Afmkt [T12], 2-41

V

Valve, Check, 0005psi Bm06/Bm06, 3-15
 Valve, Reg, Water, 3-48
 Valve, Water, Solenoid, 36vdc 6.0mm Pf04, 3-17
 Valve, Water, Solenoid, 36vdc Bm12/Bm12, 2-25, 2-27, 3-27

W

Wand Kit, Wet, Ci [T12], 3-35
 Washer, Flat, .19b .50d .06, Alm, Blind, 3-35
 Washer, Flat, .21b .39d .04, Brs, 2-45
 Washer, Flat, 0.12b 0.38d .03, Pl, 3-35
 Washer, Flat, 0.16b 0.38d .05, Pl, 06, 3-37
 Washer, Flat, 0.17b 0.31d .03, Nyl, 2-45
 Washer, Flat, 0.19b 0.38d .03, Nyl, 3-29
 Washer, Flat, 0.21b 0.45d .03, Ss, 2-15, 2-45, 2-47, 3-15, 3-17, 3-45, 3-47, 3-50
 Washer, Flat, 0.25, Fendr, 2-11
 Washer, Flat, 0.25, Sae, 3-5
 Washer, Flat, 0.25, Std, 2-19, 2-47, 3-7
 Washer, Flat, 0.25b 0.47d .06, Brs, 2-45
 Washer, Flat, 0.25b 0.56d .05, Pl, 10, 2-11, 3-5, 3-7
 Washer, Flat, 0.27b 0.69d .05, Ss, 2-3, 2-5, 2-9, 2-15, 2-25, 2-27, 2-29, 2-37,

2-47, 3-15, 3-29, 3-33, 3-37
 Washer, Flat, 0.28b 1.00d .06, Stil, 2-15, 2-37
 Washer, Flat, 0.31, Std, 2-17, 2-19, 2-21
 Washer, Flat, 0.32b 1.00d .12, Ss, 2-35, 2-41, 2-43, 3-21, 3-23
 Washer, Flat, 0.34b 1.50d .12, Stil, Pl, 2-23
 Washer, Flat, 0.38, Sae, 2-19
 Washer, Flat, 0.38, Std, 2-21, 3-9, 3-13
 Washer, Flat, 0.38b 0.88d .08, Ss, 2-7, 2-9, 2-13, 2-15, 2-23, 2-25, 2-27, 3-9, 3-11, 3-21, 3-23, 3-25, 3-37
 Washer, Flat, 0.38b 2.25d .07, Stil, Pnt, 3-45, 3-47
 Washer, Flat, 0.39b 1.38d .19, Stil, Pl, 3-13
 Washer, Flat, 0.44b 0.88d .06, Nyl, 2-41
 Washer, Flat, 0.44b 1.00d .08, Ss, 2-7, 2-9, 2-39, 2-41, 3-9, 3-23, 3-25
 Washer, Flat, 0.48b 2.50d .12, Ss, 3-23
 Washer, Flat, 0.50, Std, 2-17, 2-41
 Washer, Flat, 0.50d, Pl [Spring-Disc], 2-41
 Washer, Flat, 0.51b 1.25d .06, Ss, 3-11, 3-25
 Washer, Flat, 0.91b 1.38d .06, Stil, Pl, 2-17, 2-19
 Washer, Flat, 08, Ss, 2-3, 4-3
 Washer, Flat, 1.02b 1.75d .12, Stil, 3-33
 Washer, Flat, 10, Ss, 2-21, 3-9, 3-33, 3-37
 Washer, Flat, Belleville, .31, 2-25, 2-29, 3-21
 Washer, Flat, M10, Ss, 2-7
 Washer, Lock, Int-Ext, 0.25, 2-45
 Washer, Lock, Int-Ext, 0.31, 2-7, 2-23
 Washer, Lock, Int, 0.25, 2-47
 Washer, Lock, Int, 0.25, Ss, 2-45
 Washer, Lock, Int, 08, 3-29
 Washer, Lock, Int, 10, Ss, 2-45
 Washer, Retainer, Spring, 3-33
 Washer, Thrust, 0.61b 1.25d .06, Fgl, 2-31, 2-33
 Washer, Thrust, 0.79b 1.42d 0.06[Garlok], 2-19
 Washer, Thrust, 1.81b 2.93d .06w, Plstc, 2-41
 Washer, Thrust, 50.0b 110.0d 0.79w, 3-33
 Washer, Thrust, Plstc 1.02b 1.38d, 3-33
 Wheel, 03.0d 0.88w 0.31b, W/ Bshg, Rbr, 3-21
 Wheel, 04.0d 0.89w 0.64b, 1-1, 2-43
 Wheel, 04.0d 2.56w 0.41b, 1-1, 2-9
 Wheel, Drive, Ac, 4-5
 Wheel, Drive, Ac (See Breakdown), 2-7
 Wheel, Pyu [250X90 Blue] (Option), 4-5
 Wheel, Pyu [250X90 Red], 4-5
 Wheel, Steering, 14.0d, Taper Bore, 2-17
 Wheel, Steering, 14.4d, 2-19