







# MANUAL SWEEPER

MENU

SC200A



This sweeper is an ideal solution for cleaning low pile carpet and bare floors. Features a 8" dual-direction cleaning path, covering both forward and backward passes. Dual corner brushes ensure thorough edge cleaning.

 MULTI SURFACE CLEANING	 MANEUVERABILITY	   <b>PRODUCTIVITY</b>
 LIGHT WEIGHT	 COMMERCIAL GRADE DESIGN	

SPECIFICATIONS			
MFG#	SC200A	CLEANING WIDTH	8"
CORNER BRUSHES	2	BRUSH ROLL	1 All Bristle
DIRT COLLECTION	Easy Empty		
PACKAGING			
UPC	0 11120 25097 8	PACKAGE WEIGHT	3.75 lbs.
PRODUCT WEIGHT	2.7 lbs.	PACKAGE DIMENSIONS	12.1" x 2.8" x 9.5"
WARRANTY	1 Year - Parts & Labor		