


Minuteman[®]
Excellence Meets Clean



E Series

Walk-Behind Scrubber Series

E Series

The E Series machines form Minuteman's new and innovative line of walk-behind scrubbers. With advanced technology, new green clean features and the revolutionary Aqua-Stop*; this series has been engineered to change the way you clean floors.

IT'S SCRUBBING, REINVENTED.

E Series Features

- Sleek design provides an excellent line of sight to the area that needs to be cleaned
- On-board charger is convenient and allows the machine to be charged anywhere
- Flow-optimized recovery tanks with Anti-Foam System (AFS) protects the vacuum motor from damage
- Easy-to-clean, hygienic recovery tank
- Easy-to-understand controls ensure that the machine is simple to operate
- The compact design results in total operator comfort by focusing on ergonomics
- Brush change-out is quick and easy
- For safety, when the on-board charger is plugged in, the machine is not operable
- Low brush deck design is ideal for cleaning underneath obstacles such as shelves, warehouse racks and other stationary objects
- Aqua-Stop System, where available, provides cost savings and environmental protection

*Aqua-Stop is available on the disc brush models, E26 and the E30; coming soon to the E17 and E20 models.



The "E's" of the E Series

The E Series have been designed to be Efficient, Environmentally Conscious, Economic, Ergonomic; Engineered for Excellence and Established within a solid industry brand.

Efficient - Minuteman provides machines that are designed for optimum performance and requires minimal operator training

Environmental - Minuteman strives to raise the bar higher in today's environmentally conscious market place

Economic - Minuteman provides a low cost of ownership and high quality commitment to dealers and customers

Ergonomic - Minuteman provides products designed for comfort and ease of operation for any user

Engineering - The most up to date and innovative technology is incorporated throughout the Minuteman product line

Established - Minuteman is a recognized and well known name in the industry, producing products that you know you can trust

Ideal Markets for the E Series

- Hospitality
- Healthcare
- Institutional
- Airports
- Industrial
- Building Service Contractor



E17 E20

- The E17 is a compact disc brush scrubber with a 17" cleaning path and the E20 is a compact disc brush scrubber with a 20" cleaning path
- Offered in brush drive or traction drive
- The E17 covers 17,000 sq. ft. per hour (1,579 m²) while the E20 covers 20,000 sq. ft. per hour (1,858m²) *based on traction drive model
- Traction drive models offer ergonomic, adjustable speed regulation with the turn of a dial
- Adjustable handle and ergonomic hand rails offer superior handling of the machine
- Both models feature 12 gallon solution tanks and 13 gallon recovery tanks
- Squeegees are designed so that no operator adjustment is necessary
- Small, compact size makes automatic scrubbing convenient even in tight spaces
- Brush loading/unloading is as easy as the turn of a switch. The operator never has to manually remove the brushes
- Parabolic squeegee with four-sided blade will soon be available - standard on Traction Drive and optional on Brush Drive

Pictured Below:

- Low brush deck is ideal for cleaning around and underneath obstacles
- Squeegee with no adjustments necessary
- Easy access to batteries and components
- Simplified control panel






E24 E28

- The E24 is a cylindrical scrubber with a 24" cleaning path and the E28 is a cylindrical scrubber with a 28" cleaning path
- Cylindrical deck has an integrated sweeping function and is made of corrosion-resistant aluminum casting
- Two powerful brush motors guarantee an even cleaning result across the whole width of the machine
- The E24 covers 24,000 sq. ft. per hour (2,230 m²) while the E28 covers 28,000 sq. ft. per hour (2,601 m²)
- Ergonomic, adjustable speed regulation with the turn of a dial
- Adjustable handle and ergonomic hand bails offer superior handling of the machine
- E24 features a 19 gallon solution tank and a 19.5 gallon recovery tank
- E28 features a 23 gallon solution tank and a 23 gallon recovery tank
- Squeegee with Quick Adjust System to quickly dry even the most challenging floors
- Tool free brush removal with Direct Brush Release System



Pictured Below:

- Offset brush deck allows for cleaning close to walls
- Easy access to batteries and components
- Simplified control panel
- Large tank opening for fast filling




E26 E30

- The E26 is a disc brush scrubber with a 26" cleaning path and the E30 is a disc brush scrubber with a 30" cleaning path
- Both models equipped with Aqua-Stop
- The E26 covers 26,000 sq. ft. per hour (2,415 m²) while the E30 covers 30,000 sq. ft. per hour (2,787 m²)
- Ergonomic, adjustable speed regulation with the turn of a dial
- Adjustable handle and ergonomic hand rails offer great control of the machine
- E26 features a 19 gallon solution tank and a 19.5 gallon recovery tank
- E30 features a 23 gallon solution tank and a 23 gallon recovery tank
- Squeegee with Quick Adjust System to quickly dry even the most challenging floors
- Tool free brush removal with Direct Brush Release System
- Optional automatic filling system

Pictured Below:

- Low brush deck is ideal for cleaning around and underneath obstacles
- Easy access to batteries and components
- Simplified control panel
- Large tank opening for fast filling





EQUIPPED WITH AQUA-STOP

AQUA-STOP

In an effort to conserve chemical and water usage, the new E Series scrubbers feature Aqua-Stop. At the forefront of scrubbing technology, a 50% savings of water and chemical can be expected as the system keeps them within the brush for optimum scrubbing performance. Aqua-Stop conserves water and chemical usage, increasing run time on your scrubber. This technology also provides lower overall costs due to increased productivity and a consistent, high-quality clean. Aqua-Stop is currently available on the E26 and E30 and will soon be available on the E17 and E20. Not only will you save on water and chemical, but each time you scrub your floors, Aqua-Stop will help your scrubber reach its optimum cleaning potential.

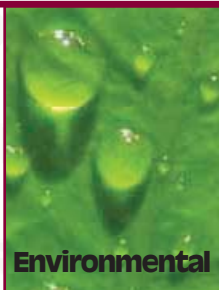


Pictured Below:
The "E's" of the E Series

- Efficient
- Environmental
- Economic
- Ergonomic
- Engineering
- Established




Efficient



Environmental




Economic



Ergonomic



Engineering



Established

Specifications

	E17	E20	E24	E26	E28	E30
Cleaning path width	17 in (43 cm)	20 in (51 cm)	24 in (60 cm)	26 in (65 cm)	28 in (71 cm)	30" (76 cm)
Squeegee width	33 in (84 cm)	33 in (84 cm)	35.4 in (90 cm)	35.4 in (90 cm)	37 in (95 cm)	43 in (110 cm)
Theoretical productivity (BD)	12,750 ft ² /hr (1,185 m ²)	15,000 ft ² /hr (1,394 m ²)	N/A	N/A	N/A	N/A
Theoretical productivity (TD)	17,000 ft ² / hr (1,579 m ²)	20,000 ft ² /hr (1,858 m ²)	24,000 ft ² /hr (2,230 m ²)	26,000 ft ² /hr (2,415 m ²)	28,000 ft ² /hr (2,601 m ²)	30,000 ft ² /hr (2,787 m ²)
Working speed (BD)	1.7 mph (2.7 km per hr)	1.7 mph (2.7 km per hr)	N/A	N/A	N/A	N/A
Working speed (TD)	2.3 mph (3.7 km per hr)	2.3 mph (3.7 km per hr)	2.3 mph (3.7 km per hr)	2.3 mph (3.7 km per hr)	2.3 mph (3.7 km per hr)	2.3 mph (3.7 km per hr)
Transport speed	3 mph (4.8 km per hr)	3 mph (4.8 km per hr)	3 mph (4.8 km per hr)	3 mph (4.8 km per hr)	3 mph (4.8 km per hr)	3 mph (4.8 km per hr)
Rated voltage	24 volts	24 volts	24 volts	24 volts	24 volts	24 volts
Vacuum flow	65 cfm (110 m ³ /hr)	65 cfm (110 m ³ /hr)	65 cfm (110 m ³ /hr)	65 cfm (110 m ³ /hr)	65 cfm (110 m ³ /hr)	65 cfm (110 m ³ /hr)
Vacuum waterlift	45 inches (112mbar)	45 inches (112mbar)	65 inches (162 mbar)	65 inches (162 mbar)	65 inches (162 mbar)	65 inches (162 mbar)
Vacuum power	.60 HP (450 W)	.60 HP (450 W)	.86 HP (640 W)	.86 HP (640 W)	.86 HP (640 W)	.86 HP (640 W)
Drive motor power (TD)	1/5 HP (150 W)	1/5 HP (150 W)	.42 HP (313 W)	.42 HP (313 W)	.70 HP	.70 HP
Brush type	Disc	Disc	Cylindrical	Disc	Cylindrical	Disc
Brush motor(s) power	3/4 HP	3/4 HP	1 HP (2)	.75 HP (2)	1 HP (2)	.75 HP (2)
Number of brushes	1	1	2	2	2	2
Brush RPM	180 RPM	180 RPM	850 RPM	180 rpm	850 RPM	180 rpm
Aqua-Stop equipped	Coming Soon	Coming Soon	N/A	Yes	N/A	Yes
Solution capacity	12Gal (45 liters)	12 Gal (45 liters)	19 Gal (72 liters)	19 Gal (72 liters)	23 Gal (87 liters)	23 Gal (87 liters)
Recovery capacity	13 Gal (49 liters)	13 Gal (49 liters)	19.5 Gal (74 liters)	19.5 Gal (74 liters)	23 Gal (87 liters)	23 Gal (87 liters)
Weight with batteries (BD)	306 lbs (139 kg)	313 lbs (142 kg)	N/A	N/A	N/A	N/A
Weight without batteries (BD)	196 lbs (89 kg)	203lbs (92 kg)	N/A	N/A	N/A	N/A
Weight with batteries (TD)	365 lbs (166 kg)	372 lbs (169 kg)	787 lbs (357 kg)	677 lbs (307 kg)	1058 lbs (480 kg)	915 lbs (415 kg)
Weight without batteries (TD)	231 lbs (105 kg)	238 lbs (108 kg)	346 lbs (157 kg)	346 lbs (157 kg)	470 lbs (213 kg)	470 lbs (213 kg)
Dimensions (LxWxH)	44.4x18.8x42.3 (112.8x47.8x107.4cm)	47.4x21.3x42.3 (120.4x54.1x107.4cm)	68x79x53.4(173x200x136cm)	68x79x53.4(173x200x136cm)	34x66x46 (86x167x116 cm)	34x66x46 (86x167x116 cm)



- Sound Level \leq 70dBs
- Maintenance Free Gel Batteries available
- One Button Operation
- Aqua-Stop Feature Available
- Tool Free Brush Removal
- Tool Free Squeegee Removal



EQUIPPED WITH AQUA-STOP

Please visit www.minutemanintl.com for more information on our Green Features.

Not Just Clean, It's Green.

Southeastern
EQUIPMENT & SUPPLY, INC.

800.440.6723

www.southeasternequipment.net