

Advance Advenger®

Rider Scrubbers and Sweeper-Scrubbers



DEFINING
CLEANING
INNOVATION



Leave the competition
standing behind!




800.440.6723
www.southeasternequipment.net



Compact size, open field of vision with Clear-View™ sight lines and simple One-Touch™ controls make the Advance Advenger® easy to maneuver in congested areas.

The high-production choice for —

- Hospitals / Healthcare Facilities
- Schools and Universities
- Government Buildings
- Supermarkets
- Shopping Malls
- Factories
- Automotive
- Warehouses
- Distribution Centers
- Large Retail Stores
- Airports



Advance Advenger®

Rider Scrubbers and Sweeper-Scrubbers

Modularity to Perfectly Fit Your Application.

• **CUSTOM FIT:** The Advance Advenger® features a unique modular scrub deck system that lets you get a custom fit for your facility. The Advance Advenger® design has interchangeable scrub deck options ranging from 28 inches to 38 inches, with disc or cylindrical styles on all sizes. Add to the deck options two high capacity battery options and a wide variety of scrub brush and squeegee options. The result is a highly flexible machine that gives you a custom fit and can change as your needs change without costly machine replacement.

• **COMFORTABLE TO USE:** The One-Touch™ control panel, ergonomically designed operator compartment with tilt wheel and unsurpassed visibility make the unit not just easy to use but comfortable to use. The open front, Clear-View™ design allows operators to see clearly what they are cleaning and where they are going. A mechanical brake stops the machine quickly when necessary. This keeps productivity and safety at a maximum.

• **PRODUCTIVITY:** Rider machines are more productive than walk behind machines because they travel at a faster speed, have greater solution capacity and can utilize larger scrub decks without sacrificing maneuverability. In addition to completing the scrubbing task in less time, riders leave operators fresh and ready to take on other cleaning tasks.

• **INDUSTRIAL DESIGN:** The Advance Advenger® is built to thrive in tough industrial environments. The tanks are made of thick, rotomolded polyethylene that stand-up to abuse without denting and cracking. The Advance Advenger® has 1.5 hp drive motor that provides excellent ramp climbing abilities.

VALUE FEATURES



EasyFlow™ drain hose has soft, squeezable section to permit manual regulation of flow.



No tools are needed to lift off recovery tank for extra access to batteries and squeegee assembly.

Comfortable full size operator compartment has excellent field of vision with **Clear-View™** sight lines

One-Touch™ control panel for all scrub functions. Includes all indicators/gauges

Large recovery tank opening provides easy, unobstructed cleaning

Rugged polyethylene solution and recovery tanks are crack, dent and chemical resistant

Variable volume horn and backup alarm are standard

Solution tank has EasyFlow™ drain hose, and solution feed hose has an in-line filter

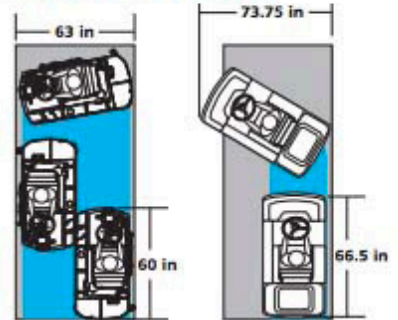
Steering column is adjustable for comfort: tilts upright for easy boarding

UltraFlow™ squeegee automatic raise in reverse. Squeegee features "quick release" blade replacement

QuickChange™ no tools interchangeable deck system

Adjusting side skirts prevent splash, and guide solution to the squeegee to leave floors dry

Superior turning, visual and clearance ability increases productivity where others can't.



Advance Advenger™ 24, 26, 28, and 32 inch models turn easily in a 63 inch aisle.

Competitive models can't make the turn.

DECK TYPE: WHAT'S RIGHT FOR YOU?

Cylindrical Benefits



- Debris pick up to eliminate pre-sweeping
- Better cleaning of rough grouted floors

Disc Benefits



- More aggressive scrubbing of smooth floors
- Can use less solution



Recovery tank is fitted with a float system that shuts off vacuum air flow when tank is full to prevent overflow. Anti-foam chamber and easy access vacuum filter protects the vac motor and assures optimum air flow.



One-Touch™ electronic function controls are conveniently located to keep operation simple and safe.



Rugged construction with durable components assures years of reliable performance.



Easy access to batteries and other components assures minimal down time.



Low sound level, 70 dB A, permits operation anywhere, anytime.

VALUE FEATURES

The Advance Advenger®, designed with Total Clean™ Technology, is very comfortable and safe to use – by design. The result is increased productivity. The Advance Advenger® is also designed with features to make it easy to clean up and maintain after cleaning. That reduces the total cost of ownership and drives down the cost of cleaning.





Advance Advenger® is Driving Innovation

- Flexibility to custom fit your application
- Best in class productivity
- Easy to use – Easy to maintain
- The most machine for your cleaning dollar

Defining Cleaning Innovation...

- Our products are designed using innovative technology that increases productivity and drives down the cost to clean.
- You can get expert service and maintenance for your products by factory-trained personnel around the world, as well as fast parts delivery.
- Maintain peak performance with genuine APA parts.



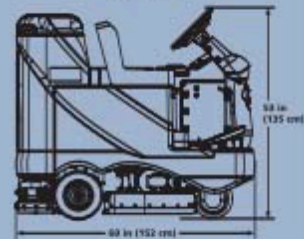
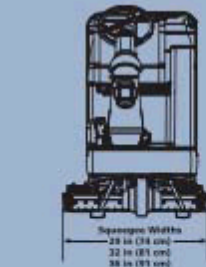
Optional Accessories

- Oil-resistant neoprene, linatex, gum rubber curved squeegee and scrub deck blades
- Full range of brushes and pad holders for light to aggressive scrubbing
- Headlight kit
- Safety strobe light kit
- Seat arm rests, seat belts
- Cool Tool™ Scrub & Vac™ kit
- Dual Vac kit
- Onboard Charger
- Battery water level indicator
- Dual Arm Rest kit
- Seat Belt kit
- Rear Scrubber Compound Tires

Technical Specifications

Model	Advenger® 2400	Advenger® 2600	Advenger® 2810	Advenger® 3210
Cleaning Widths:	24 in (61 cm)	26 in (66 cm)	28 in (71 cm)	32 in (81 cm)
Coverage Rate:	22,990 ft/hr	25,080 ft/hr	27,170 ft/hr	31,350 ft/hr
Solution Tank:	30 gal (113 L) capacity	30 gal (103 L) capacity	30 gal (103 L) capacity	30 gal (103 L) capacity
Recovery Tank:	30 gal (103 L) capacity	30 gal (103 L) capacity	30 gal (103 L) capacity	30 gal (103 L) capacity
Brush Speed:	Disc models – 250 rpm Cylindrical models – 900 rpm			
Brush Pressure:	Variable to 250 lb (113 kg)			
Brush Drive:	Disc models – 1 hp, 800 W 1.25 hp, 950 W 1.5 hp, 1100 W 1.5 hp, 1100 W Cylindrical models – Two 0.75 hp, 560 W motors on opposing ends, poly-V belt brush drive			
Scrub Deck:	Disc models – manual-adjusting side skirts contain solution Cylindrical models – includes hopper for collecting small litter; auto-adjusting side skirts contain solution			
Vacuum Motor:	0.75 hp, 560 W, three-stage			
Squeegee:	28.6 in (72.6 cm)	32.6 in (82.8 cm)	32.6 in (82.8 cm)	36.6 in (93 cm)
Drive System:	0.80 hp, 600 W motor with gear transmission, band brake and dynamic braking. Programmable speeds up to 4.5 mph transport.			
Power Source:	Six 6 V / 238 Ah (@ 20 hour rate) batteries			
Sound Level:	70 dB A @ operator position			
Min. Turn-around Aisle Width:	63 in (160 cm) right or left			
Dimensions:	Length – 60 in (152 cm) 60 in (152 cm) 60 in (152 cm) 60 in (152 cm) Height – 53 in (135 cm) 53 in (135 cm) 53 in (135 cm) 53 in (135 cm) Width – 29 in (74 cm) (Squeegee) 32 in (81 cm) (Squeegee) 32 in (81 cm) (Squeegee) 36 in (91 cm) (Squeegee)			
Weight:	Net – 605 lb (274 kg) without batteries Net – 1,145 lb (519 kg) with batteries Shipping – 1,413 lb (641 kg) with batteries			

Specifications are subject to change without notice.



Southeastern
EQUIPMENT & SUPPLY, INC.

800.440.6723

www.southeasternequipment.net

