


Advance Adfinity™ 20D / X20D / X20C / X24D

Automatic Scrubbers



DEFINING
CLEANING
INNOVATION



Small Scrubbers, Big Features

 **Advance**
by Nilfisk-Advance

Southeastern
EQUIPMENT & SUPPLY, INC.

800.440.6723
www.southeasternequipment.net



Advance Adfinity™ 20D / X20D / X20C / X24D

Automatic Scrubbers

Traction Drive For Increased Productivity.

The new line of Adfinity™ traction-drive scrubbers from Advance offers multiple versions to choose from for the scrubber size and performance you need. With scrub paths ranging from 20 to 24 inches wide, most of these high-feature models are available with an onboard detergent dispensing system, for the highest level of cleaning productivity.

If you're looking for a scrubber that offers the most efficient use of cleaning chemicals, an Adfinity model with AXP™ is your answer. Advance's patented AXP onboard detergent dispensing system eliminates guesswork by dispensing detergent at the manufacturer's

recommended dilution ratio. Adfinity models with AXP eliminate premixing of chemicals, which saves time and prevents detergent and water waste. Multiple pad pressure settings on select models help to maximize run time, yet still offer more pressure when cleaning highly-soiled areas. All Adfinity machines come standard with an onboard battery charger, allowing the flexibility to charge the machine at any available electrical outlet.

One-Touch™ operation makes the Adfinity line of scrubbers easy to learn and easy to use. Features not offered on other small disc scrubbers, include Advance's unique "click on" brushes for fast and easy changeovers. Adfinity drive models are equipped with forward and reverse traction drive and an ergonomic and safe paddle design for extra operator comfort. All Adfinity scrubber models are designed for easy access to the battery, detergent dispensing system, where applicable, and the recovery tank.

Adfinity scrubbers are a great addition to any green cleaning program. Operating at a sound level of only 65 dB A, this machine is well below the requirements for sound level set by LEED-EB and GS-42 – making Adfinity ideal for daytime cleaning in any facility. This line of scrubbers also features Smart Solutions™ flow rate, which is engineered to provide effective cleaning, and the longest run time (over 1.5 hours) on the floor between dump and refills. This saves water and costly chemicals, while increasing productivity. The Adfinity X20D and X24D disc models have received NSF certification for reducing the possibility of slip-and-fall accidents.

Ideal Applications Include —

- Hospitals / Healthcare Facilities
- Schools and Universities
- Churches and Religious Facilities
- Hotels
- Commercial Cleaning
- Manufacturing Facilities
- Distribution / Warehouse
- Government Buildings and Installations
- Airports, Train Stations, Bus Depots
- Casinos
- Office Buildings
- Health Clubs



VALUE FEATURES



Simple and intuitive operator controls to minimize training.



Rugged construction with durable components assures years of reliable performance.



Designed to be easy to maintain with open access to all critical systems.



Safety: Operating sound level of 65 dB A meets LEED-EB, GS-42 and other green-cleaning noise standards.

Environmental Impact: Smart Solutions™ calibrates solution flow to minimize use of water and detergent.



Ergonomic and safe paddle system for operator comfort



Easy to use control panel

- 1.** Scrub
- 2.** Vacuum
- 3.** Pad drive click-off
- 4.** AXP on/off; set dilution rate at control panel




Tools-free removable brushes on all model scrub decks



Access to batteries and AXP onboard dispensing system



Large recovery tank with easy access to inspect and clean tank. Easy access to ball float shut off.



- 1.** Solution level indicator also functions as solution drain hose
- 2.** Large recovery drain hose with pinch flow – regulation
- 3.** Rear fill port for solution tank

VALUE FEATURES



The Adfinity™ Line of Traction-drive Automatic Scrubbers Offer Superior Maneuverability and Engineering that is Safe for the Operator and All Occupants of Your Facility.

Defining Cleaning Innovation...

- Our products are designed using innovative technology that increases productivity and drives down the cost to clean.
- You can get expert service and maintenance for your Advance machines from factory-trained personnel around the world. Fast parts delivery, too.
- Maintain peak performance with Nilfisk Genuine OEM Parts.

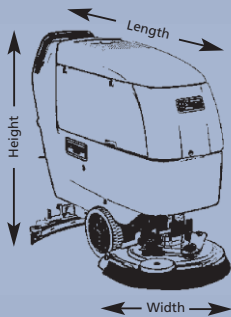
 **Nilfisk** Genuine OEM Parts

Optional Accessories

- Variety of Scrub Brushes
- Polyurethane Squeegee Blades
- Integrated Solution Fill Hose
- Hour Meter Kit
- Wet Pick-up Wand Kit
- Scrub and Vac Kit
- 20 inch Disc Deck Kit
- 20 inch Cylindrical Deck Kit
- 24 inch Disc Deck Kit

Technical Specifications

Models	Adfinity 20D	Adfinity X20D	Adfinity X20C	Adfinity X24D
Scrub Head Type	Disc	Disc	Cylindrical with debris hopper	Disc
Deck Interchangeability	All deck types interchangeable – ALL MODELS			
Scrub Path	20 in (50.8 cm) pad holder standard; brushes available – 20D and X20D		Dual 20 in (50.8 cm) cylindrical brush system	(2) 12 in (30.5 cm) pad holders standard; brushes available
Drive System	0.3 hp (200 W) variable forward and reverse Max speed 3.5 mph (5.6 km/hr), 16% gradeability – ALL MODELS			
Max Productivity @ 3.0 mph (4.8 km/hr)	26,400 ft ² (2,453 m ²)	26,400 ft ² (2,453 m ²)	26,400 ft ² (2,453 m ²)	31,680 ft ² (2,943 m ²)
Scrub Pressure (2 settings)				
Floating	50 lbs (25kg)	50 lbs (25kg)	57 lbs (26 kg)	61 lbs (28 kg)
Locked	70 lbs (32kg)	70 lbs (32kg)	---	---
Scrub Head Speed	170 rpm	170 rpm	570 rpm	230 rpm
Solution Flow Rates				
Smart Solutions™ variable up to	0.15 gallons/min (0.55 liters/min) 0.3 gallons/min (1.1 liters/min) – ALL MODELS			
Squeegee Width	29.9 in (75.9 cm)	29.9 in (75.9 cm)	29.9 in (75.9 cm)	31.9 in (81.0 cm)
Dimensions (w/o squeegee)	L = 52.0 in (132 cm) W = 21.3 in (54 cm) H = 42.9 in (109 cm)	L = 52.0 in (132 cm) W = 21.3 in (54 cm) H = 42.9 in (109 cm)	L = 49.2 in (125 cm) W = 22.4 in (57 cm) H = 42.9 in (109 cm)	L = 51.6 in (131 cm) W = 25.6 in (65 cm) H = 42.9 in (109 cm)
Weights				
Without batteries	240 lbs (109 kg)	244 lbs (111 kg)	247 lbs (112 kg)	243 lbs (110 kg)
With batteries	346 lbs (157 kg)	350 lbs (159 kg)	362 lbs (164 kg)	374 lbs (170 kg)
Voltage	24V – ALL MODELS			
Power Source	(2) 12 V batteries (wet acid and maintenance free available) – ALL MODELS			
Onboard Battery Charger	24V wet/maintenance free compatible – ALL MODELS			
Solution Tank	14.5 gallons (55 liters) – ALL MODELS			
Recovery Tank	14.5 gallons (55 liters) – ALL MODELS			
Scrub Motor(S)	0.65 hp (480 W)	0.65 hp (480 W)	(2) 0.54 hp (400 W)	(2) 0.47 hp (350 W)
Vacuum Motor	0.44 hp (330 W) – ALL MODELS			
Sound Level	65.8 dB(A) at operator's position – ALL MODELS			
Approvals	ETL, CSA, CA – ALL MODELS			
Certification	---	NFSI	---	NFSI
Part Number	56317327 w/130 Ah wet bat. 56317328 w/98 Ah gel bat.	56317329 w/130 Ah wet bat. 56317330 w/98 Ah gel bat.	56317331 w/130 Ah wet bat. 56317332 w/98 Ah gel bat.	56317333 w/130 Ah wet bat. 56317334 w/98 Ah gel bat.



Specifications are subject to change without notice.



800.440.6723

www.southeasternequipment.net

