

SC8000™

Rider Scrubbers

Kubota® Engine Powered



Available with **ecoflex™** system



SC8000™ available with EcoFlex™ System

The Advance SC8000™ rider scrubber is the definition of innovative and optimized design. This maneuverable front steer scrubber houses the widest cylindrical scrub deck in its class. This deck's dual counter-rotating cylindrical brushes are capable of sweeping and scrubbing in a single pass. DustGuard™ suppresses and controls dust using a "fog" at the side broom. Using Advance's One-Touch™, the entire scrub system is activated simply by the press of a button.

Four different cleaning systems allow you to customize the scrubber to your facility's needs. Cleaning paths up to 62 inches are available on the SC8000. This coupled with the efficiently packaged 100 gallon solution tank delivers the capability of cleaning up to 100,000 square feet per tankful under normal scrubbing speeds.


The Advance SC8000's design has set the bar in productivity, serviceability, safety, and ease of use.




The Clear-View™ machine design provides excellent sight lines to the floor from the comfort and safety of the operator's seat.



DustGuard™ suppresses airborne fugitive dust allowing continuous use, and increasing productivity by up to 71%.



MaxAccess™ design provides 360 degree access to machine components.



- 1 EcoFlex™ System provides 5 gallons of chemical or up to 2.5 gallons of two chemicals
- 2 Extended scrub option provides maximum run time and minimal water use
- 3 Tip-out / lift-off recovery tank
- 4 High capacity 100 gallon solution and recovery tanks for extended run times and productivity
- 5 Ergonomic cockpit and simple controls with Clear-View™ sight lines and safety
- 6 Heavy-duty front bumper
- 7 Convenient and simple LP tank replacement – also available in diesel
- 8 Engine hood provides superior access for service
- 9 Front steering provides maneuverability and intuitive operation
- 10 62 inch cleaning path with dual side broom
- 11 Wide 48 inch counter-rotating dual cylindrical scrub deck sweeps and scrubs in one pass
- 12 Break-away squeegee with Tools-free replaceable blades
- 13 Tools-free replaceable side skirts

General Warehouses Beverage Distribution
 Distribution Centers Food Processors
 Manufacturing Plants Wholesalers and Aircraft Hangers

ecoflex™ system

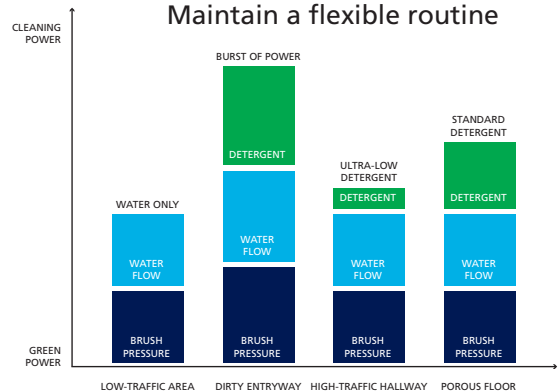
Green

EcoFlex elevates green cleaning to a new standard – one that promotes good health and hygiene in addition to environmental sustainability. Efficient operation reduces all of the environmental impacts in cleaning—from the obvious (water, detergent) to the not-so-obvious (machine run-time and energy use).

Clean

Maintaining a clean, healthy indoor environment for you and the people in your building is hassle-free with EcoFlex. Detergent use, pad pressure and flow rate are right at your fingertips. Operators won't have to hesitate to make adjustments for higher sanitary standards, different surface types or unexpected cleaning challenges.

Maintain a flexible routine



Cost-efficient

Flexibility means doing more with one machine. You'll save time, use fewer machines, and reduce water and detergent costs. Today's increasing demands for cost efficiency are tough to meet. Now you can do more with less.

Technical Specifications

Models	SC8000™ 48	SC8000™ 60	SC8000™ 62
Cleaning System			
Scrub Deck	48 in (122 cm) dual cylindrical		
Side Scrub/Sweep	–	Right side scrub	Dual side brooms with DustGuard™
Cleaning Path	48 in (122 cm)	60 in (152 cm)	62 in (157 cm)
Brush Pressure	Variable up to 400 lb (181 kg)		
Brush RPM	470 RPM		
Solution Tank	100 gal (378 L)		
Recovery Tank - Tip Out/Lift Off	100 gal (378 L)		
Debris Hopper	1.5 ft³ (42 L)		
Detergent Dispensing System	Available		
Extended Scrub System	Available		
Max Productivity @ 3.5 mph	73,900 ft²/hr (6,900 m²/hr)	92,400 ft²/hr (8,600 m²/hr)	95,500 ft²/hr (8,900 m²/hr)
Power System			
Engine - LP	Type - 55 hp 1.6 L Kubota		
Engine - Diesel	Type - 37.5 hp Kubota, meets U.S. EPA std. - 40 CFR 1039.625 and CARB - 13 CCR 2423(d)		
Gradeability - Cleaning	7° / 12%		
Gradeability - Transport	9° / 16%		
Transport Speed	8 mph (12.9 km/hr) forward / 3 mph (4.8 km/hr) reverse		
Dimensions, Etc.			
Length	100 in (254 cm)		
Width	59 in (150 cm) frame & squeegee / 66 in (168 cm) with right side scrub		
Height w/o Overhead Guard	58 in (147 cm)		
Height with Overhead Guard	84 in (213 cm)		
Minimum Aisle Turn Width	119 in (302 cm) both directions	130 in (330 cm) left 170 in (432 cm) right	119 in (302 cm) both directions
Weight	3,300 lb (1,497 kg) dry; 4,200 lb (1,905 kg) gross vehicle weight – maximum machine only (no options)		
Certifications	ETL		

Specifications are subject to change without notice.



Accessories and Options

- Wash hose*
- Under hood light
- Seat belt
- Fire extinguisher
- Warning beacon
- Vac wand
- Back-up alarm
- Rear bumper
- Overhead guard
- Dual armrest
- Brake/signal kit
- Corner rollers
- Foot guard
- Extended scrub*
- DustGuard™*
- EcoFlex™ System*
- Recovery debris tray*
- Recovery tank clean-out port*
- Auto solution fill/shut-off*

*Recognized as high productivity / value features by today's customers.

Kubota
Power | Reliability

Kubota® Industrial Engine

- Rugged, industrial engine block features robust construction
- Smooth operation makes for a quieter ride
- Gear-driven valve train eliminates timing belts or chains, improving reliability and reducing maintenance costs

Smart cleaning.

Our products are designed using innovative technologies that increase productivity and drive down the cost to clean.

Maintain peak performance with Nilfisk Parts.



©2017 Nilfisk, Inc. Form L3083A 5-8-17

Nilfisk, Inc.

 **Advance**
by Nilfisk